



M U L E S


© WILLIAMS & BIRD - BUFFALO, N.Y.



- 1-Rube Marquard
- 2-Amby McConnell
- 4-Warren Gill
- 5-Lou Criger
- 6-Bill Tozer
- 7-Simmy Murch

Buffalo Mules Draft Picks

BUFFALO 1909 OPENING DAY STARTING LINEUP



- 1-Sherry Magee, CF
- 2-Mike Donlin, RF
- 3-Ty Cobb, LF
- 4-Amby McConnell, 2B
- 5-No-No Katon, 3B
- 6-Nig Clark, C
- 7-Warren Gill, 1B
- 8-George McBride, SS
- 9-Bugs Raymond, P

9 Pitchers	Tm	Lg	W	L	PCT	SV	ERA	G	GS	CG	SHO	QS	IP	H	R	ER	HR	SO	BB
COAKLEY, A.	BU	TCBA	21	7	.750	0	2.29	32	30	21	4	23	263.0	195	82	67	0	97	72
RAYMOND, B.	BU	TCBA	17	18	.486	0	2.36	42	42	22	5	28	331.2	251	109	87	0	147	107
BROWN, B.	BU	TCBA	2	0	1.000	1	2.41	13	1	1	0	1	33.2	30	11	9	0	20	14
SPADE, B.	BU	TCBA	10	14	.417	3	2.47	35	24	19	3	16	222.2	194	77	61	0	62	64
BENDER, C.	BU	TCBA	10	8	.556	0	2.48	21	20	12	2	15	163.1	144	52	45	4	123	17
LIEBHARDT, G.	BU	TCBA	16	12	.571	1	2.93	40	28	15	4	12	239.1	202	111	78	2	151	85
DORNER, G.	BU	TCBA	7	5	.583	1	3.09	21	8	5	0	4	105.0	116	46	36	0	36	52
TOZER, B.	BU	TCBA	2	2	.500	1	3.65	6	0	0	0	0	12.1	11	9	5	0	5	5
MARQUARD, R.	BU	TCBA	1	2	.333	1	6.81	9	1	1	0	0	35.2	57	38	27	1	25	21
Buffalo Mules			86	68	.558	8	2.66	219	154	96	18	99	1406.2	1200	535	415	7	666	437

9 Pitchers	Tm	Lg	SUP/9	R/9	ERA	BF/9	BR/9	H/9	BB/9	SO/9	HR/9	ERPT	OBA	BF	BR	IBB	HB	WP	BK
COAKLEY, A.	BU	TCBA	4.8	2.81	2.29	35.7	9.6	6.7	2.4	3.3	.00	10.6	.213	1042	281	1	15	0	0
RAYMOND, B.	BU	TCBA	3.5	2.96	2.36	36.6	10.1	6.8	2.9	4.0	.00	10.8	.212	1349	371	0	13	4	0
BROWN, B.	BU	TCBA	.8	2.94	2.41	36.9	11.8	8.0	3.7	5.3	.00	.9	.250	138	44	0	0	0	0
SPADE, B.	BU	TCBA	3.7	3.11	2.47	36.8	10.6	7.8	2.6	2.5	.00	4.7	.238	910	263	0	5	0	0
BENDER, C.	BU	TCBA	4.2	2.87	2.48	35.3	9.3	7.9	.9	6.8	.22	3.2	.241	641	168	0	7	1	0
LIEBHARDT, G.	BU	TCBA	4.4	4.17	2.93	37.8	11.1	7.6	3.2	5.7	.08	-7.4	.230	1006	295	0	8	7	0
DORNER, G.	BU	TCBA	2.2	3.94	3.09	40.5	14.7	9.9	4.4	3.1	.00	-5.0	.293	472	171	1	4	0	0
TOZER, B.	BU	TCBA	.0	6.57	3.65	40.9	12.4	8.0	3.6	3.6	.00	-1.4	.250	56	17	0	1	0	0
MARQUARD, R.	BU	TCBA	1.0	9.59	6.81	44.4	19.7	14.4	5.3	6.3	.25	-16.5	.377	176	78	0	0	1	0
Buffalo Mules			3.7	3.42	2.66	37.0	10.8	7.7	2.8	4.3	.04	-0	.235	5790	1688	2	53	13	0



27 Players	Tm	Lg	AVG	G	AB	R	H	2B	3B	HR	TB	RBI	SO	BB	ASB	SB	CS	SBP	GDP
BROWN, B.	BU	TCBA	.455	13	11	1	5	0	0	0	5	0	1	0	0	0	0	-	0
CLARKE, N.	LT	TCBA	.364	12	44	7	16	4	0	0	20	8	5	5	0	0	0	-	0
DONLIN, M.	BU	TCBA	.357	148	594	95	212	34	11	4	280	91	53	49	41	23	18	56.1	2
COBB, T.	BU	TCBA	.327	138	551	90	180	30	23	5	271	83	45	43	48	26	22	54.2	9
GILL, W.	BU	TCBA	.316	28	76	14	24	0	1	0	26	16	13	14	5	3	2	60.0	0
GANZEL, J.	BU	TCBA	.297	85	306	35	91	13	3	0	110	52	24	29	12	4	8	33.3	4
McCONNELL, A.	BU	TCBA	.274	136	496	74	136	9	6	1	160	55	35	52	40	24	16	60.0	6
MAGEE, S.	BU	TCBA	.268	135	542	104	145	39	16	0	216	55	55	40	32	20	12	62.5	5
DELAHANTY, J.	BU	TCBA	.262	56	183	18	48	13	0	0	61	18	16	8	0	0	0	-	0
MERKLE, F.	BU	TCBA	.256	37	43	8	11	1	2	1	19	4	5	6	0	0	0	-	1
McBRIDE, G.	BU	TCBA	.255	152	545	57	139	11	4	0	158	45	74	57	18	7	11	38.9	12
MARQUARD, R.	BU	TCBA	.250	9	12	1	3	0	0	0	3	1	0	0	0	0	0	-	1
BENDER, C.	BU	TCBA	.216	21	51	9	11	2	0	0	13	5	3	10	2	0	2	.0	1
DOWNS, R.	BU	TCBA	.213	31	89	5	19	0	0	0	19	10	16	0	1	0	1	.0	2
Katon, N.	BU	TCBA	.204	145	565	38	115	15	5	5	155	65	117	37	0	0	0	-	28
CRIGER, L.	BU	TCBA	.201	47	149	13	30	4	1	0	36	10	22	13	1	0	1	.0	5
LIEBHARDT, G.	BU	TCBA	.193	40	83	9	16	4	1	0	22	3	16	4	0	0	0	-	2
DORNER, G.	BU	TCBA	.182	21	33	2	6	0	0	0	6	2	3	0	0	0	0	-	0
SMITH, S.	BU	TCBA	.179	100	341	20	61	17	0	0	78	19	46	23	1	0	1	.0	13
COAKLEY, A.	BU	TCBA	.173	32	98	8	17	1	0	0	18	3	13	3	0	0	0	-	3
MORIARTY, G.	BU	TCBA	.164	42	110	12	18	4	0	0	22	11	17	5	7	7	0	100.0	1
RAYMOND, B.	BU	TCBA	.161	42	112	12	18	6	0	0	24	6	23	7	0	0	0	-	3
SPADE, B.	BU	TCBA	.123	35	81	7	10	0	1	0	12	3	14	2	0	0	0	-	2
NICHOLLS, S.	BU	TCBA	.122	58	156	7	19	4	0	0	23	12	19	14	1	0	1	.0	2
MURCH, S.	BU	TCBA	.113	21	53	4	6	3	0	0	9	3	5	4	0	0	0	-	2
PAYNE, F.	LI	TCBA	.111	3	9	0	1	0	0	0	1	0	2	0	0	0	0	-	0
TOZER, B.	BU	TCBA	.000	6	2	0	0	0	0	0	0	0	0	0	0	0	0	-	0
Buffalo Mules			.254	1593	5335	650	1357	214	74	16	1767	580	642	425	209	114	95	54.5	104

27 Players	Tm	Lg	AVG	OBP	SLG	OPS	ISO	SECA	TA	RCON	RC	RC/G	PA	IBB	HBP	SH	SF
BROWN, B.	BU	TCBA	.455	.455	.455	.909	.000	.000	.833	.8	2.3	10.2	11	0	0	0	0
CLARKE, N.	LT	TCBA	.364	.420	.455	.875	.091	.205	.893	3.4	9.2	8.0	52	0	0	2	1
DONLIN, M.	BU	TCBA	.357	.405	.471	.876	.114	.205	.883	36.8	114.7	7.5	659	9	3	7	6
COBB, T.	BU	TCBA	.327	.374	.492	.866	.165	.250	.851	27.3	95.8	6.3	607	9	2	6	5
GILL, W.	BU	TCBA	.316	.449	.342	.791	.026	.224	.907	4.9	14.8	6.6	103	0	6	5	2
GANZEL, J.	BU	TCBA	.297	.354	.359	.713	.062	.144	.630	.2	39.1	4.4	347	1	0	8	4
McCONNELL, A.	BU	TCBA	.274	.368	.323	.691	.048	.169	.681	2.6	64.6	4.4	586	1	24	10	4
MAGEE, S.	BU	TCBA	.268	.328	.399	.726	.131	.220	.691	5.0	72.3	4.6	601	0	10	5	3
DELAHANTY, J.	BU	TCBA	.262	.294	.333	.627	.071	.115	.519	-4.3	19.0	3.7	196	0	1	2	2
MERKLE, F.	BU	TCBA	.256	.347	.442	.789	.186	.326	.758	1.4	6.7	5.5	49	0	0	0	0
McBRIDE, G.	BU	TCBA	.255	.328	.290	.618	.035	.132	.524	-16.3	51.9	3.2	615	4	3	9	1
MARQUARD, R.	BU	TCBA	.250	.231	.250	.481	.000	.000	.300	-.9	.5	1.3	13	0	0	0	1
BENDER, C.	BU	TCBA	.216	.349	.255	.604	.039	.196	.558	-1.8	5.0	3.0	64	0	1	1	1
DOWNS, R.	BU	TCBA	.213	.211	.213	.425	.000	oops	.260	-9.4	3.8	1.3	97	0	0	6	1
Katon, N.	BU	TCBA	.204	.255	.274	.529	.071	.136	.408	-33.8	34.9	2.0	609	0	3	0	4
CRIGER, L.	BU	TCBA	.201	.264	.242	.505	.040	.121	.392	-10.3	9.2	1.9	167	2	0	4	1
LIEBHARDT, G.	BU	TCBA	.193	.230	.265	.495	.072	.120	.377	-6.2	5.0	1.8	91	0	0	4	0
DORNER, G.	BU	TCBA	.182	.182	.182	.364	.000	.000	.222	-4.0	1.3	1.1	36	0	0	3	0
SMITH, S.	BU	TCBA	.179	.232	.229	.461	.050	.114	.347	-28.8	17.0	1.5	377	1	1	11	1
COAKLEY, A.	BU	TCBA	.173	.196	.184	.380	.010	.041	.250	-11.1	3.5	1.0	107	0	0	5	1
MORIARTY, G.	BU	TCBA	.164	.210	.200	.410	.036	.145	.387	-8.9	5.9	1.6	121	0	2	2	2
RAYMOND, B.	BU	TCBA	.161	.210	.214	.424	.054	.116	.320	-10.9	5.2	1.3	128	0	0	9	0
SPADE, B.	BU	TCBA	.123	.143	.148	.291	.025	.049	.192	-11.9	1.7	.6	88	0	0	4	1
NICHOLLS, S.	BU	TCBA	.122	.191	.147	.338	.026	.109	.264	-20.1	5.2	.9	179	1	0	6	3
MURCH, S.	BU	TCBA	.113	.175	.170	.345	.057	.132	.265	-6.7	1.4	.8	57	0	0	0	0
PAYNE, F.	LI	TCBA	.111	.111	.111	.222	.000	.000	.125	-1.5	.1	.4	9	0	0	0	0
TOZER, B.	BU	TCBA	.000	.000	.000	.000	.000	.000	.000	-.5	.0	.0	2	0	0	0	0
Buffalo Mules			.254	.314	.331	.645	.077	.160	.565	-105.1	555.7	3.5	5971	28	56	109	44

MOUNTAINEERS




TURIN

An aerial photograph of a city at night, with numerous lights from buildings and streets reflecting on a large body of water in the foreground. The sky is dark with some light clouds.

Turin Mountaineers Draft Picks

**2-Bill Burns 4-Chick Brandom 5-Pat Donahue 6-Jim Kane
7-Charlie Johnson 8-Bert Sincock
XFA-Homer Hillebrand, Deacon McGuire,
Jimmy Barrett, Harry Ostdiek**

**TURIN MOUNTAINEERS
OPENING DAY 1909
STARTING LINEUP**



BRADLEY, CLEVELAND



MURRAY, N. Y. NAT'L



WAGNER, BOSTON AMER



CLARK, COLUMBUS



HUMMEL, BROOKLYN



KANE, VERNON, P. C. L.



YOUNG, CLEVELAND



HOFMAN, Brooklyn Fed.



- 1-Josh Clarke, CF**
- 2-Red Murray, LF**
- 3-Solly Hofman, 1B**
- 4-John Hummel, 2B**
- 5-Bill Bradley, 3B**
- 6-John Kane, RF**
- 7-Heinie Wagner, SS**
- 8-P Donahue, C**
- 9-Cy Young, P**

13 Pitchers	Tm	Lg	W	L	PCT	SV	ERA	G	GS	CG	SHO	QS	IP	H	R	ER	HR	SO	BB
YOUNG, C.	TU	TCBA	22	15	.595	0	1.22	41	39	25	6	31	340.1	202	73	46	1	167	69
BRANDOM, C.	TU	TCBA	2	2	.500	4	1.29	25	2	1	1	1	28.0	17	5	4	1	17	7
ROWAN, J.	TU	TCBA	6	6	.500	1	1.70	36	1	0	0	0	58.1	39	22	11	1	43	27
JOHNSON, W.	TU	TCBA	18	15	.545	0	1.77	37	36	17	3	26	284.2	202	79	56	2	192	80
BURNS, B.	TU	TCBA	10	10	.500	0	1.83	30	22	13	6	14	187.1	148	60	38	1	57	29
PLANK, E.	TU	TCBA	14	14	.500	0	1.95	36	35	17	3	25	272.2	225	89	59	3	136	60
KARGER, E.	TU	TCBA	5	11	.313	0	3.10	33	16	6	1	6	133.2	138	71	46	2	39	50
HILLEBRAND, H.	TU	TCBA	0	0	-	0	3.18	4	0	0	0	0	5.2	3	2	2	1	6	1
McMAHON, D.	TU	TCBA	0	2	.000	0	3.50	3	2	1	0	1	18.0	19	9	7	0	2	2
TANNEHILL, J.	TU	TCBA	1	0	1.000	3	5.00	28	1	0	0	0	54.0	70	39	30	0	28	29
DONAHUE, P.	TU	TCBA	0	0	-	1	6.28	9	0	0	0	0	14.1	21	10	10	0	5	3
Pio, P.	TU	TCBA	1	0	1.000	1	10.80	5	0	0	0	0	6.2	12	9	8	1	2	3
MOELLER, D.	TU	TCBA	0	0	-	0	10.80	1	0	0	0	0	1.2	5	2	2	1	0	1
Turin Mountaineers			79	75	.513	10	2.04	288	154	80	20	104	1405.1	1101	470	319	14	694	361


13 Pitchers	Tm	Lg	SUP/9	R/9	ERA	BF/9	BR/9	H/9	BB/9	SO/9	HR/9	ERPT	OBA	BF	BR	IBB	HB	WP	BK
YOUNG, C.	TU	TCBA	2.7	1.93	1.22	34.7	7.2	5.3	1.4	4.4	.03	54.4	.172	1312	271	17	17	2	0
BRANDOM, C.	TU	TCBA	.3	1.61	1.29	34.4	8.4	5.5	2.3	5.5	.32	4.3	.185	107	26	0	2	0	0
ROWAN, J.	TU	TCBA	.6	3.39	1.70	37.0	9.3	6.0	3.2	6.6	.15	6.2	.196	240	60	6	0	0	0
JOHNSON, W.	TU	TCBA	4.3	2.50	1.77	36.1	8.8	6.4	2.1	6.1	.06	28.0	.201	1141	279	12	9	7	0
BURNS, B.	TU	TCBA	3.4	2.88	1.83	36.1	8.5	7.1	1.2	2.7	.05	17.3	.212	752	177	4	4	0	0
PLANK, E.	TU	TCBA	3.0	2.94	1.95	36.3	9.3	7.4	1.7	4.5	.10	21.4	.224	1099	282	9	6	1	0
KARGER, E.	TU	TCBA	3.6	4.78	3.10	39.9	12.7	9.3	3.0	2.6	.13	-6.6	.268	592	189	6	7	5	0
HILLEBRAND, H.	TU	TCBA	.0	3.18	3.18	31.8	6.4	4.8	1.6	9.5	1.59	-.3	.158	20	4	0	0	0	0
McMAHON, D.	TU	TCBA	1.5	4.50	3.50	36.5	10.5	9.5	1.0	1.0	.00	-1.7	.271	73	21	0	0	0	0
TANNEHILL, J.	TU	TCBA	.5	6.50	5.00	43.0	17.0	11.7	4.7	4.7	.00	-14.1	.315	258	102	1	4	0	0
DONAHUE, P.	TU	TCBA	.0	6.28	6.28	39.6	15.7	13.2	1.9	3.1	.00	-5.8	.356	63	25	0	1	0	0
Pio, P.	TU	TCBA	.0	12.15	10.80	45.9	20.3	16.2	4.0	2.7	1.35	-6.0	.400	34	15	0	0	0	0
MOELLER, D.	TU	TCBA	.0	10.80	10.80	59.4	32.4	27.0	5.4	.0	5.40	-1.5	.556	11	6	0	0	0	0
Turin Mountaineers			3.0	3.01	2.04	36.5	9.3	7.1	2.0	4.4	.09	95.6	.216	5702	1457	55	50	15	0

28 Players	Tm	Lg	AVG	G	AB	R	H	2B	3B	HR	TB	RBI	SO	BB	ASB	SB	CS	SBP	GDP
HILLEBRAND, H.	TU	TCBA	1.000	4	1	0	1	0	0	0	1	0	0	0	0	0	0	-	0
BARRETT, J.	TU	TCBA	.400	6	5	1	2	0	0	0	2	2	0	1	0	0	0	-	0
McGUIRE, D.	TU	TCBA	.400	3	5	0	2	1	0	0	3	0	0	0	0	0	0	-	0
McMAHON, D.	TU	TCBA	.333	3	6	0	2	0	0	0	2	1	0	0	0	0	0	-	0
TANNEHILL, J.	TU	TCBA	.280	35	25	2	7	0	0	0	7	5	0	3	0	0	0	-	2
MURRAY, R.	TU	TCBA	.267	154	573	71	153	19	18	3	217	58	63	41	45	27	18	60.0	6
WAGNER, H.	TU	TCBA	.242	154	533	41	129	15	6	0	156	68	87	33	24	11	13	45.8	9
SMITH, H.	TU	TCBA	.241	64	137	14	33	3	2	1	43	19	16	11	4	1	3	25.0	2
BRADLEY, B.	TU	TCBA	.239	144	547	70	131	32	5	0	173	44	85	29	35	21	14	60.0	3
HOFMAN, S.	TU	TCBA	.236	141	419	44	99	19	3	2	130	45	54	31	21	9	12	42.9	2
HUMMEL, J.	TU	TCBA	.236	144	504	53	119	11	9	3	157	66	65	37	25	10	15	40.0	10
BURNS, B.	TU	TCBA	.232	30	56	7	13	2	0	0	15	7	12	5	2	2	0	100.0	2
KANE, J.	TU	TCBA	.224	72	143	24	32	2	2	0	38	14	25	20	13	8	5	61.5	5
CLARKE, J.	TU	TCBA	.222	120	415	61	92	6	2	1	105	23	70	70	46	31	15	67.4	3
LAPORTE, F.	TU	TCBA	.220	107	314	27	69	7	10	0	96	21	52	18	15	5	10	33.3	3
Pio, P.	TU	TCBA	.215	91	195	11	42	8	3	0	56	17	39	14	0	0	0	-	8
YOUNG, C.	TU	TCBA	.210	41	100	2	21	1	0	0	22	5	22	2	0	0	0	-	0
McLEAN, L.	TU	TCBA	.204	131	319	26	65	14	3	1	88	27	37	28	10	0	10	.0	6
OSTDIEK, H.	TU	TCBA	.200	6	5	0	1	0	0	0	1	0	0	0	0	0	0	-	0
KANE, J.	TU	TCBA	.186	107	338	52	63	10	4	1	84	37	46	43	34	18	16	52.9	6
JOHNSON, W.	TU	TCBA	.178	37	90	9	16	4	3	0	26	8	21	7	0	0	0	-	0
KARGER, E.	TU	TCBA	.175	33	40	3	7	0	0	0	7	4	11	0	1	0	1	.0	0
MOELLER, D.	TU	TCBA	.167	74	48	12	8	0	1	0	10	1	8	8	6	3	3	50.0	0
DONAHUE, P.	TU	TCBA	.151	59	93	8	14	2	0	0	16	6	17	9	0	0	0	-	1
ROWAN, J.	TU	TCBA	.143	36	7	2	1	0	0	0	1	0	0	2	0	0	0	-	0
PLANK, E.	TU	TCBA	.115	36	87	6	10	0	0	0	10	2	15	1	0	0	0	-	0
JOHNSON, C.	TU	TCBA	.111	12	18	0	2	0	1	0	4	2	2	0	0	0	0	-	0
BRANDOM, C.	TU	TCBA	.000	25	1	0	0	0	0	0	0	0	0	0	0	0	0	-	0
Turin Mountaineers			.226	1869	5024	546	1134	156	72	12	1470	482	747	413	281	146	135	52.0	68

28 Players	Tm	Lg	AVG	OBP	SLG	OPS	ISO	SECA	TA	RCON	RC	RC/G	PA	IBB	HBP	SH	SF
HILLEBRAND, H.	TU	TCBA	1.000	1.000	1.000	2.000	.000	.000	-	.5	1.0	-	1	0	0	0	0
BARRETT, J.	TU	TCBA	.400	.500	.400	.900	.000	.200	1.000	.5	1.1	10.2	6	0	0	0	0
McGUIRE, D.	TU	TCBA	.400	.400	.600	1.000	.200	.200	1.000	.5	1.2	10.8	5	0	0	0	0
McMAHON, D.	TU	TCBA	.333	.333	.333	.667	.000	.000	.500	-.1	.7	3.9	7	0	0	1	0
TANNEHILL, J.	TU	TCBA	.280	.357	.280	.637	.000	.120	.500	-.3	2.3	2.9	29	0	0	1	0
MURRAY, R.	TU	TCBA	.267	.327	.379	.706	.112	.199	.669	-.5	71.6	4.2	637	0	12	7	4
WAGNER, H.	TU	TCBA	.242	.285	.293	.577	.051	.109	.469	-26.8	42.7	2.6	579	1	0	10	3
SMITH, H.	TU	TCBA	.241	.292	.314	.606	.073	.139	.514	-5.3	12.9	3.0	158	0	1	2	5
BRADLEY, B.	TU	TCBA	.239	.283	.316	.600	.077	.143	.529	-20.6	51.0	2.9	617	0	6	30	4
HOFMAN, S.	TU	TCBA	.236	.292	.310	.602	.074	.141	.521	-17.4	39.3	3.0	479	0	4	20	5
HUMMEL, J.	TU	TCBA	.236	.288	.312	.600	.075	.139	.505	-22.7	43.6	2.7	567	0	3	15	8
BURNS, B.	TU	TCBA	.232	.290	.268	.558	.036	.161	.489	-1.8	4.8	2.6	66	0	0	4	1
KANE, J.	TU	TCBA	.224	.315	.266	.581	.042	.203	.545	-5.2	12.5	2.7	168	0	0	3	2
CLARKE, J.	TU	TCBA	.222	.339	.253	.592	.031	.239	.619	-9.3	43.5	3.3	502	0	5	8	3
LAPORTE, F.	TU	TCBA	.220	.265	.306	.571	.086	.127	.469	-19.4	24.0	2.4	343	1	2	7	2
Pio, P.	TU	TCBA	.215	.270	.287	.557	.072	.144	.441	-9.6	14.3	2.3	216	0	1	5	1
YOUNG, C.	TU	TCBA	.210	.223	.220	.443	.010	.030	.304	-9.1	6.1	1.7	119	0	0	16	1
McLEAN, L.	TU	TCBA	.204	.267	.276	.543	.072	.129	.430	-23.0	21.9	2.1	361	0	0	13	1
OSTDIEK, H.	TU	TCBA	.200	.200	.200	.400	.000	.000	.250	-.5	.2	1.4	5	0	0	0	0
KANE, J.	TU	TCBA	.186	.302	.249	.551	.062	.195	.535	-18.6	28.1	2.4	416	0	14	19	2
JOHNSON, W.	TU	TCBA	.178	.282	.289	.570	.111	.189	.527	-3.8	8.8	2.9	112	0	6	9	0
KARGER, E.	TU	TCBA	.175	.190	.175	.365	.000	oops	.235	-5.3	1.4	1.0	44	0	1	2	1
MOELLER, D.	TU	TCBA	.167	.281	.208	.489	.042	.208	.488	-4.0	3.5	1.9	61	0	0	4	1
DONAHUE, P.	TU	TCBA	.151	.238	.172	.410	.022	.118	.338	-9.0	4.9	1.5	111	0	2	6	1
ROWAN, J.	TU	TCBA	.143	.333	.143	.476	.000	.286	.500	-.4	.7	2.4	11	0	0	2	0
PLANK, E.	TU	TCBA	.115	.132	.115	.247	.000	.011	.156	-14.0	1.8	.6	97	0	1	6	2
JOHNSON, C.	TU	TCBA	.111	.111	.222	.333	.111	.111	.250	-2.5	.4	.8	18	0	0	0	0
BRANDOM, C.	TU	TCBA	.000	.000	.000	.000	.000	.000	.000	-.3	.0	.0	4	0	0	2	0
Turin Mountaineers			.226	.290	.293	.582	.067	.151	.510	-228.0	438.2	2.7	5739	2	58	192	47



PEOPLE LOVE LONDON



🇨🇦 LONDON ONTARIO CANADA 🇨🇦

London Tecumsehs Draft Picks




An aerial photograph of a baseball stadium during a game. The field is visible with its green grass and brown dirt base paths. The stands are packed with a large crowd of spectators. The stadium is surrounded by trees and a body of water in the background.

1-Joe Jackson 3-Al Mattern 5-Syd Smith
5a-George Perring 6-Wally Clement
7-Doc CMcMahon 8-Walt Thomas
XFA-Charlie Hartman, Charlie Maloney,
Cy Neighbors, Hunky Shaw

BASEBALL CHAMPIONS 1877

London Tecumsehs Opening Day Starting Lineup 1909

- 1-Del Howard, LF
- 2-Willie Keeler, RF
- 3-Harry Niles, 2B
- 4-Mickey Doolan, SS
- 5-Danny Hoffman, CF
- 6-George Gibson, C
- 7-Dan McGann, 1B
- 8-Bill Shipke, 3B
- 9-Nap Rucker, P



14 Pitchers		Tm	Lg	W	L	PCT	SV	ERA	G	GS	CG	SHO	QS	IP	H	R	ER	HR	SO	BB
SINCOCK, B.	LT	TCBA	2	0	1.000	0	.00	4	0	0	0	0	0	6.2	6	0	0	0	3	2
HARTMAN, C.	LT	TCBA	0	0	-	0	.00	2	0	0	0	0	0	4.0	1	0	0	0	4	1
DOOLAN, M.	LT	TCBA	0	0	-	0	.00	1	0	0	0	0	0	1.0	0	0	0	0	0	0
SMITH, F.	LT	TCBA	15	23	.395	2	2.02	47	37	21	3	24	24	316.2	242	109	71	1	157	88
RUCKER, N.	LT	TCBA	16	19	.457	1	2.54	45	37	19	4	22	22	308.2	261	146	87	5	270	141
Habscher, E.	LT	TCBA	0	0	-	0	2.79	5	0	0	0	0	0	9.2	10	3	3	0	6	2
LINDAMAN, V.	LT	TCBA	15	19	.441	0	2.86	40	35	19	2	22	22	292.1	263	123	93	8	87	86
SPARKS, T.	LT	TCBA	8	11	.421	1	2.97	32	22	9	1	7	7	184.2	189	101	61	3	69	50
MATTERN, A.	LT	TCBA	2	3	.400	0	3.06	6	5	2	1	3	3	35.1	27	13	12	1	14	6
BAILEY, B.	LT	TCBA	6	5	.545	1	3.49	30	11	3	2	6	6	113.1	106	56	44	1	38	39
GRANEY, J.	LT	TCBA	0	1	.000	2	4.08	19	0	0	0	0	0	17.2	20	8	8	0	5	11
McGINNITY, J.	SO	TCBA	0	2	.000	1	4.34	5	2	1	0	1	1	18.2	27	13	9	2	3	3
HOGG, B.	LT	TCBA	2	5	.286	1	5.43	25	5	0	0	1	1	58.0	76	49	35	1	36	35
MALONEY, C.	LT	TCBA	0	0	-	0	9.00	11	0	0	0	0	0	19.0	32	23	19	0	9	15
London Tecumsehs			66	88	.429	9	2.87	272	154	74	13	86	86	1385.2	1260	644	442	22	701	479

14 Pitchers		Tm	Lg	SUP/9	R/9	ERA	BF/9	BR/9	H/9	BB/9	SO/9	HR/9	ERPT	OBA	BF	BR	IBB	HB	WP	BK
SINCOCK, B.	LT	TCBA	.0	.00	.00	39.1	10.8	8.1	2.7	4.0	.00	2.0	.240	.240	29	8	0	0	0	0
HARTMAN, C.	LT	TCBA	.0	.00	.00	31.5	4.5	2.3	2.3	9.0	.00	1.2	.077	.077	14	2	0	0	0	0
DOOLAN, M.	LT	TCBA	.0	.00	.00	27.0	.0	.0	.0	.0	.00	.3	.000	.000	3	0	0	0	0	0
SMITH, F.	LT	TCBA	2.4	3.10	2.02	36.5	9.7	6.9	2.4	4.5	.03	22.4	.212	.212	1284	341	2	13	11	0
RUCKER, N.	LT	TCBA	3.1	4.26	2.54	38.4	12.0	7.6	4.1	7.9	.15	4.1	.235	.235	1318	411	1	10	5	0
Habscher, E.	LT	TCBA	.0	2.79	2.79	37.2	11.2	9.3	1.9	5.6	.00	-.1	.270	.270	40	12	0	0	0	0
LINDAMAN, V.	LT	TCBA	3.2	3.79	2.86	38.1	11.1	8.1	2.6	2.7	.25	-6.8	.238	.238	1239	362	1	14	10	0
SPARKS, T.	LT	TCBA	3.0	4.92	2.97	38.8	12.0	9.2	2.3	3.4	.15	-6.5	.267	.267	796	246	3	10	0	0
MATTERN, A.	LT	TCBA	2.3	3.31	3.06	36.7	8.7	6.9	1.5	3.6	.25	-1.6	.199	.199	144	34	0	1	0	0
BAILEY, B.	LT	TCBA	2.4	4.45	3.49	37.6	11.8	8.4	3.1	3.0	.08	-10.6	.254	.254	474	149	0	4	4	0
GRANEY, J.	LT	TCBA	.0	4.08	4.08	42.8	16.3	10.2	5.6	2.5	.00	-2.8	.286	.286	84	32	0	1	0	0
McGINNITY, J.	SO	TCBA	.5	6.27	4.34	40.5	14.9	13.0	1.4	1.4	.96	-3.5	.355	.355	84	31	0	1	0	0
HOGG, B.	LT	TCBA	1.6	7.60	5.43	44.4	17.8	11.8	5.4	5.6	.16	-17.9	.311	.311	286	115	0	4	3	0
MALONEY, C.	LT	TCBA	.0	10.89	9.00	49.7	23.2	15.2	7.1	4.3	.00	-13.4	.376	.376	105	49	0	2	0	0
London Tecumsehs			2.6	4.18	2.87	38.3	11.6	8.2	3.1	4.6	.14	-33.2	.244	.244	5900	1792	7	60	33	0

34 Players	Tm	Lg	AVG	G	AB	R	H	2B	3B	HR	TB	RBI	SO	BB	ASB	SB	CS	SBP	GDP
HOWARD, D.	SO	TCBA	.317	15	60	2	19	2	1	0	23	6	4	8	3	1	2	33.3	0
KELLEY, J.	LT	TCBA	.295	91	258	28	76	13	2	2	99	34	21	25	9	6	3	66.7	5
NILES, H.	LT	TCBA	.263	110	410	54	108	13	7	3	144	48	37	42	33	22	11	66.7	3
GOOD, W.	LT	TCBA	.255	58	145	26	37	3	1	1	45	9	20	18	13	8	5	61.5	3
GIBSON, G.	LT	TCBA	.251	111	295	24	74	18	4	1	103	32	45	18	4	1	3	25.0	7
MATTERN, A.	LT	TCBA	.250	6	12	1	3	0	0	0	3	0	0	0	0	0	0	-	1
KEELER, W.	LT	TCBA	.249	89	345	45	86	5	2	0	95	24	41	33	19	16	3	84.2	3
SMITH, F.	LT	TCBA	.247	47	93	8	23	5	0	0	28	7	11	8	6	2	4	33.3	2
CLARKE, N.	LT	TCBA	.232	75	267	30	62	8	8	1	89	28	44	21	8	4	4	50.0	1
McGANN, D.	LT	TCBA	.232	141	501	50	116	12	9	2	152	39	81	50	16	9	7	56.3	3
CLEMENT, W.	LT	TCBA	.215	91	312	12	67	24	0	0	91	32	12	3	21	13	8	61.9	9
DOOLAN, M.	LT	TCBA	.213	140	493	35	105	28	4	0	141	51	67	28	22	10	12	45.5	10
SHIPKE, B.	LT	TCBA	.212	120	320	39	68	15	2	0	87	25	46	32	18	12	6	66.7	6
HOFFMAN, D.	LT	TCBA	.206	108	369	42	76	10	3	2	98	35	47	32	24	20	4	83.3	3
McGINNITY, J.	SO	TCBA	.200	5	5	0	1	0	0	0	1	0	1	0	0	0	0	-	0
PERRING, G.	LT	TCBA	.194	63	165	10	32	5	2	0	41	11	20	13	5	3	2	60.0	2
RUCKER, N.	LT	TCBA	.190	45	100	11	19	0	1	0	21	5	10	4	1	0	1	.0	2
MOWREY, M.	LT	TCBA	.169	77	249	22	42	10	2	0	56	12	27	11	5	5	0	100.0	6
MORRIS, W.	LT	TCBA	.162	13	37	2	6	0	0	0	6	3	4	1	0	0	0	-	2
Hebscher, E.	LT	TCBA	.162	113	278	18	45	5	1	2	58	17	57	25	0	0	0	-	9
COURTNEY, E.	LT	TCBA	.144	54	104	2	15	2	0	0	17	8	20	6	0	0	0	-	2
MORAN, C.	LT	TCBA	.136	13	22	0	3	1	0	0	4	1	2	0	0	0	0	-	0
SMITH, S.	BU	TCBA	.125	3	8	0	1	0	0	0	1	0	1	0	0	0	0	-	0
THOMAS, W.	LT	TCBA	.120	51	75	14	9	0	0	0	9	1	3	15	6	6	0	100.0	0
JACKSON, J.	LT	TCBA	.100	3	10	1	1	0	0	0	1	0	2	0	0	0	0	-	1
SPARKS, T.	LT	TCBA	.094	32	53	3	5	0	0	0	5	1	9	7	0	0	0	-	1
LINDAMAN, V.	LT	TCBA	.084	40	83	6	7	1	0	0	8	5	13	5	0	0	0	-	0
BAILEY, B.	LT	TCBA	.077	30	26	2	2	0	0	0	2	0	4	3	0	0	0	-	0
HOGG, B.	LT	TCBA	.000	25	13	1	0	0	0	0	0	0	2	0	0	0	0	-	0
MALONEY, C.	LT	TCBA	.000	11	3	0	0	0	0	0	0	0	1	0	0	0	0	-	0
GRANEY, J.	LT	TCBA	.000	19	1	0	0	0	0	0	0	0	0	0	0	0	0	-	0
SHAW, H.	LT	TCBA	.000	1	1	0	0	0	0	0	0	0	0	0	0	0	0	-	0
HARTMAN, C.	LT	TCBA	-	2	0	0	0	0	0	0	0	0	0	0	0	0	0	-	0
SINCOCK, B.	LT	TCBA	-	4	0	0	0	0	0	0	0	0	0	0	0	0	0	-	0
London Tecumsehs			.217	1806	5113	488	1108	180	49	14	1428	434	652	408	213	138	75	64.8	81

34 Players	Tm	Lg	AVG	OBP	SLG	OPS	ISO	SECA	TA	RCON	RC	RC/G	PA	IBB	HBP	SH	SF
HOWARD, D.	SO	TCBA	.317	.400	.383	.783	.067	.183	.767	1.8	9.8	6.0	70	0	1	0	1
KELLEY, J.	LT	TCBA	.295	.359	.384	.743	.089	.198	.695	5.8	36.1	4.9	292	7	2	5	2
NILES, H.	LT	TCBA	.263	.332	.351	.683	.088	.217	.668	.2	51.9	4.2	475	1	3	14	6
GOOD, W.	LT	TCBA	.255	.349	.310	.659	.055	.200	.647	-.8	16.9	3.8	172	2	4	3	2
GIBSON, G.	LT	TCBA	.251	.292	.349	.641	.098	.153	.528	-7.5	28.6	3.3	318	0	0	3	2
MATTERN, A.	LT	TCBA	.250	.250	.250	.500	.000	.000	.300	-.9	.5	1.3	13	0	0	1	0
KEELER, W.	LT	TCBA	.249	.319	.275	.595	.026	.159	.555	-7.5	34.8	3.4	391	2	3	9	1
SMITH, F.	LT	TCBA	.247	.320	.301	.621	.054	.118	.526	-3.7	8.7	2.8	111	0	2	8	0
CLARKE, N.	LT	TCBA	.232	.288	.333	.621	.101	.180	.548	-8.5	26.8	3.3	297	1	1	5	3
McGANN, D.	LT	TCBA	.232	.321	.303	.624	.072	.176	.575	-11.6	53.0	3.6	573	2	16	6	0
CLEMENT, W.	LT	TCBA	.215	.222	.292	.514	.077	.103	.412	-21.9	17.2	1.7	326	1	1	6	4
DOOLAN, M.	LT	TCBA	.213	.256	.286	.542	.073	.126	.441	-31.2	33.9	2.2	537	0	2	9	5
SHIPKE, B.	LT	TCBA	.212	.286	.272	.558	.059	.178	.500	-14.6	25.8	2.6	360	3	1	5	0
HOFFMAN, D.	LT	TCBA	.206	.276	.266	.542	.060	.190	.520	-15.2	31.7	2.8	417	0	6	4	6
McGINNITY, J.	SO	TCBA	.200	.200	.200	.400	.000	.000	.250	-.5	.2	1.4	5	0	0	0	0
PERRING, G.	LT	TCBA	.194	.249	.248	.497	.055	.139	.416	-11.7	10.8	2.1	182	0	0	1	3
RUCKER, N.	LT	TCBA	.190	.221	.210	.431	.020	.050	.298	-10.2	4.5	1.4	109	0	0	5	0
MOWREY, M.	LT	TCBA	.169	.212	.225	.437	.056	.120	.352	-21.8	12.0	1.5	267	1	3	3	1
MORRIS, W.	LT	TCBA	.162	.179	.162	.342	.000	.027	.212	-4.7	.9	.7	40	0	0	1	1
Hebscher, E.	LT	TCBA	.162	.231	.209	.440	.047	.137	.343	-25.2	13.1	1.5	305	0	0	2	0
COURTNEY, E.	LT	TCBA	.144	.189	.163	.353	.019	.077	.253	-12.7	3.4	1.0	113	0	0	2	1
MORAN, C.	LT	TCBA	.136	.136	.182	.318	.045	.045	.211	-3.0	.5	.8	22	0	0	0	0
SMITH, S.	BU	TCBA	.125	.125	.125	.250	.000	.000	.143	-1.3	.1	.5	8	0	0	0	0
THOMAS, W.	LT	TCBA	.120	.267	.120	.387	.000	.280	.455	-5.6	4.8	1.8	96	0	0	6	0
JACKSON, J.	LT	TCBA	.100	.100	.100	.200	.000	.000	.100	-1.8	.0	.0	11	0	0	1	0
SPARKS, T.	LT	TCBA	.094	.200	.094	.294	.000	.132	.245	-7.4	1.5	.8	64	0	0	4	0
LINDAMAN, V.	LT	TCBA	.084	.133	.096	.230	.012	.072	.171	-13.8	2.0	.6	102	0	0	12	2
BAILEY, B.	LT	TCBA	.077	.172	.077	.249	.000	.115	.208	-4.1	.7	.7	33	0	0	4	0
HOGG, B.	LT	TCBA	.000	.000	.000	.000	.000	.000	.000	-3.3	.0	.0	13	0	0	0	0
MALONEY, C.	LT	TCBA	.000	.000	.000	.000	.000	.000	.000	-.8	.0	.0	3	0	0	0	0
GRANEY, J.	LT	TCBA	.000	.000	.000	.000	.000	.000	.000	-.3	.0	.0	1	0	0	0	0
SHAW, H.	LT	TCBA	.000	.000	.000	.000	.000	.000	.000	-.3	.0	.0	1	0	0	0	0
HARTMAN, C.	LT	TCBA	-	-	-	-	-	-	-	.0	-	-	0	0	0	0	0
SINCOCK, B.	LT	TCBA	-	-	-	-	-	-	-	.0	-	-	0	0	0	0	0
London Tecumsehs			.217	.278	.279	.558	.063	.155	.485	-243.9	416.0	2.6	5727	20	45	119	40

WRETFORD

PROGRESS

WRETFORD




HIGHLANDERS




Hereford Highlanders Draft Picks

**2-Birdie Cree 3-Jack Hannifin 4-Eli Cates
5-Bob Vail 6-Herm Malloy 7-Jim Holmes
8-Bill Ludwig**



Hahn, Chicago Amer.



MINNEAPOLIS


COLLINS, MINNEAPOLIS



Lobert, 3b Cincinnati Nat'l



PASKERT, CINCINNATI



EVERS, CHICAGO NAT'L



LUMLEY, BROOKLYN



PITTSBURG

WILLIS, PITTSBURG



KLEINOW, BOSTON AMER.



H. DAVIS, PHILA. AMER.

- 1-Ed Hahn, LF
- 2-Johnny Evers, 2B
- 3-Hans Lobert, SS
- 4-Harry Davis, 1B
- 5-Dode Paskert, CF
- 6-Harry Lumley, RF
- 7-Jimmy Collins, 3B
- 8-Red Kleinow, C
- 9-Vic Willis, P

**Starting Lineup
Opening Day 1909
Hereford
Highlanders**

14 Pitchers	Tm	Lg	W	L	PCT	SV	ERA	G	GS	CG	SHO	QS	IP	H	R	ER	HR	SO	BB
RHOADS, B.	SO	TCBA	3	3	.500	0	1.72	6	6	4	1	4	47.0	34	15	9	0	13	18
MOORE, E.	HH	TCBA	1	1	.500	0	1.80	6	3	2	0	2	30.0	19	9	6	1	31	12
LUSH, J.	HH	TCBA	15	16	.484	0	1.89	34	30	25	3	22	276.2	205	79	58	3	131	52
WILLIS, V.	BR	TCBA	2	5	.286	0	1.92	7	7	5	0	6	61.0	40	19	13	0	19	17
OVERALL, O.	BR	TCBA	3	2	.600	0	2.42	6	6	5	0	4	52.0	39	17	14	1	47	20
AMES, R.	HH	TCBA	6	7	.462	1	2.50	16	13	8	2	7	104.1	93	48	29	0	82	29
PRUIETT, T.	HH	TCBA	3	5	.375	0	2.79	20	6	2	0	3	67.2	57	41	21	0	38	34
GRAHAM, B.	HH	TCBA	5	10	.333	2	2.94	24	14	9	4	7	125.1	95	53	41	1	57	43
CATES, E.	HH	TCBA	5	9	.357	0	3.04	24	12	8	2	5	127.1	118	61	43	2	49	39
MALLOY, H.	HH	TCBA	3	12	.200	0	3.96	22	17	6	0	6	138.2	176	84	61	4	69	43
SIEVER, E.	HH	TCBA	3	15	.167	1	4.03	23	19	12	1	9	158.2	206	88	71	1	45	36
Lyon, D.	HH	TCBA	1	6	.143	0	4.67	9	7	4	0	3	61.2	71	40	32	1	16	21
HOLMES, J.	HH	TCBA	0	1	.000	0	5.95	14	1	0	0	1	39.1	51	36	26	0	14	14
VAIL, B.	HH	TCBA	3	9	.250	0	6.22	19	13	3	0	2	94.0	124	83	65	0	90	45
Hereford Highlanders			53	101	.344	4	3.18	230	154	93	13	81	1383.2	1328	673	489	14	701	423

14 Pitchers	Tm	Lg	SUP/9	R/9	ERA	BF/9	BR/9	H/9	BB/9	SO/9	HR/9	ERPT	OBA	BF	BR	IBB	HB	WP	BK
RHOADS, B.	SO	TCBA	5.6	2.87	1.72	37.3	10.1	6.5	3.4	2.5	.00	4.9	.195	195	53	0	1	0	0
MOORE, E.	HH	TCBA	2.1	2.70	1.80	35.4	9.6	5.7	3.6	9.3	.30	2.8	.190	118	32	0	1	0	0
LUSH, J.	HH	TCBA	3.2	2.57	1.89	35.5	8.4	6.7	1.5	4.3	.10	23.6	.204	1090	257	6	6	6	0
WILLIS, V.	BR	TCBA	1.8	2.80	1.92	35.3	8.4	5.9	2.5	2.8	.00	5.0	.190	239	57	0	0	0	0
OVERALL, O.	BR	TCBA	4.7	2.94	2.42	36.7	10.6	6.8	3.5	8.1	.17	1.3	.211	212	61	0	2	2	0
AMES, R.	HH	TCBA	3.5	4.14	2.50	38.6	11.3	8.0	2.4	7.1	.00	1.8	.237	447	131	1	10	1	0
PRUIETT, T.	HH	TCBA	1.5	5.45	2.79	40.3	12.6	7.6	4.5	5.1	.00	-1.0	.225	303	95	0	4	2	0
GRAHAM, B.	HH	TCBA	3.1	3.81	2.94	37.8	10.1	6.8	2.9	4.1	.07	-4.0	.205	527	141	2	5	0	0
CATES, E.	HH	TCBA	2.2	4.31	3.04	38.9	11.1	8.3	2.6	3.5	.14	-5.4	.237	551	157	2	2	7	0
MALLOY, H.	HH	TCBA	2.6	5.45	3.96	41.0	14.6	11.4	2.8	4.5	.26	-20.1	.313	631	225	0	6	4	0
SIEVER, E.	HH	TCBA	2.7	4.99	4.03	40.6	13.6	11.7	1.9	2.6	.06	-24.2	.316	716	239	3	0	1	0
Lyon, D.	HH	TCBA	2.9	5.84	4.67	39.7	13.6	10.4	2.9	2.3	.15	-13.8	.292	272	93	1	2	0	0
HOLMES, J.	HH	TCBA	.5	8.24	5.95	43.9	15.1	11.7	3.0	3.2	.00	-14.4	.298	192	66	1	2	0	0
VAIL, B.	HH	TCBA	2.6	7.95	6.22	43.5	17.0	11.9	4.2	8.6	.00	-37.3	.317	454	178	1	10	3	0
Hereford Highlanders			2.8	4.38	3.18	38.7	11.6	8.6	2.6	4.6	.09	-80.8	.251	5947	1785	17	51	26	0

32 Players	Tm	Lg	AVG	G	AB	R	H	2B	3B	HR	TB	RBI	SO	BB	ASB	SB	CS	SBP	GDP
MALLOY, H.	HH	TCBA	.435	22	46	5	20	0	0	0	20	1	2	0	0	0	0	-	1
EVERS, J.	HH	TCBA	.287	109	380	63	109	22	1	0	133	26	38	72	34	19	15	55.9	8
MORAN, P.	HH	TCBA	.283	44	92	7	26	5	1	0	33	13	5	7	5	4	1	80.0	2
RHOADS, B.	SO	TCBA	.263	6	19	2	5	0	1	0	7	3	3	1	0	0	0	-	0
DAVIS, H.	BR	TCBA	.258	25	93	18	24	8	1	4	46	21	11	19	5	3	2	60.0	1
JONES, C.	HH	TCBA	.248	91	306	31	76	12	2	0	92	26	37	25	28	18	10	64.3	3
PHELPS, E.	HH	TCBA	.248	86	274	24	68	11	7	1	96	35	40	13	0	0	0	-	5
LOBERT, H.	HH	TCBA	.232	153	582	65	135	11	10	4	178	57	46	44	62	38	24	61.3	15
PASKERT, D.	HH	TCBA	.230	90	356	33	82	8	7	0	104	41	53	13	26	14	12	53.8	6
LUMLEY, H.	HH	TCBA	.227	121	419	39	95	13	8	5	139	37	62	26	17	1	16	5.9	6
COLLINS, J.	HH	TCBA	.209	135	469	30	98	14	1	0	114	38	70	32	2	0	2	.0	15
STRUNK, A.	HH	TCBA	.207	12	29	4	6	0	0	0	6	2	1	7	0	0	0	-	2
HAHN, E.	HH	TCBA	.207	123	460	59	95	11	6	0	118	30	55	61	15	10	5	66.7	6
AMES, R.	HH	TCBA	.206	16	34	4	7	1	0	0	8	5	2	2	0	0	0	-	1
Lyon, D.	HH	TCBA	.204	139	511	38	104	17	2	6	143	50	109	24	0	0	0	-	10
CREE, B.	HH	TCBA	.200	19	45	5	9	0	1	0	11	6	6	4	1	1	0	100.0	0
OVERALL, O.	BR	TCBA	.200	6	20	2	4	0	0	0	4	1	5	0	0	0	0	-	0
HANNIFIN, J.	HH	TCBA	.188	50	165	14	31	8	0	1	42	10	27	21	6	2	4	33.3	7
DONAHUE, J.	HH	TCBA	.177	50	62	5	11	1	0	0	12	2	9	7	1	1	0	100.0	1
KLEINOW, R.	HH	TCBA	.175	75	228	16	40	4	1	0	46	10	40	21	4	1	3	25.0	6
VAIL, B.	HH	TCBA	.174	19	23	3	4	0	0	0	4	3	4	3	0	0	0	-	0
SIEVER, E.	HH	TCBA	.172	23	58	1	10	0	0	0	10	2	6	0	0	0	0	-	3
LUSH, J.	HH	TCBA	.163	34	92	7	15	4	0	0	19	8	15	12	4	3	1	75.0	3
CATES, E.	HH	TCBA	.146	25	41	4	6	0	1	0	8	2	10	3	0	0	0	-	1
LUDWIG, B.	HH	TCBA	.111	4	9	0	1	0	0	0	1	0	1	1	0	0	0	-	0
BAY, H.	HH	TCBA	.106	14	47	0	5	0	0	0	5	6	12	1	0	0	0	-	1
WILLIS, V.	BR	TCBA	.100	7	20	0	2	0	0	0	2	1	4	2	2	1	1	50.0	1
PRUIETT, T.	HH	TCBA	.100	20	20	1	2	0	0	0	2	0	3	1	0	0	0	-	1
HOLMES, J.	HH	TCBA	.083	14	12	1	1	0	0	0	1	0	0	0	0	0	0	-	0
STRANG, S.	HH	TCBA	.068	61	118	12	8	0	0	0	8	1	18	17	3	3	0	100.0	0
GRAHAM, B.	HH	TCBA	.047	24	43	1	2	0	0	0	2	1	4	0	0	0	0	-	1
MOORE, E.	HH	TCBA	.000	6	7	0	0	0	0	0	0	0	1	0	0	0	0	-	1
Hereford Highlanders			.217	1623	5080	494	1101	150	50	21	1414	438	699	439	215	119	96	55.3	107

32 Players	Tm	Lg	AVG	OBP	SLG	OPS	ISO	SECA	TA	RCON	RC	RC/G	PA	IBB	HBP	SH	SF
MALLOY, H.	HH	TCBA	.435	.435	.435	.870	.000	.000	.741	2.7	8.4	7.5	49	0	0	3	0
EVERS, J.	HH	TCBA	.287	.402	.350	.752	.063	.263	.769	11.6	57.9	5.1	469	0	2	13	1
MORAN, P.	HH	TCBA	.283	.337	.359	.695	.076	.185	.652	1.0	11.6	4.3	104	1	1	3	1
RHOADS, B.	SO	TCBA	.263	.300	.368	.668	.105	.158	.571	-.3	2.2	4.2	20	0	0	0	0
DAVIS, H.	BR	TCBA	.258	.384	.495	.879	.237	.452	.944	6.8	18.8	7.0	112	0	0	0	0
JONES, C.	HH	TCBA	.248	.311	.301	.611	.052	.160	.572	-8.4	30.2	3.3	340	0	4	2	3
PHELPS, E.	HH	TCBA	.248	.282	.350	.632	.102	.150	.521	-7.0	26.8	3.4	291	0	1	0	3
LOBERT, H.	HH	TCBA	.232	.285	.306	.591	.074	.174	.537	-24.7	48.1	2.5	654	2	1	22	5
PASKERT, D.	HH	TCBA	.230	.257	.292	.549	.062	.104	.455	-22.2	25.0	2.2	384	1	2	7	6
LUMLEY, H.	HH	TCBA	.227	.270	.332	.602	.105	.131	.486	-23.8	33.9	2.5	467	2	2	12	8
COLLINS, J.	HH	TCBA	.209	.260	.243	.504	.034	.098	.379	-32.7	28.7	1.9	516	0	1	13	1
STRUNK, A.	HH	TCBA	.207	.361	.207	.568	.000	.241	.520	-.7	2.4	2.6	36	0	0	0	0
HAHN, E.	HH	TCBA	.207	.316	.257	.573	.050	.193	.540	-15.7	43.0	3.0	543	0	14	5	3
AMES, R.	HH	TCBA	.206	.250	.235	.485	.029	.088	.357	-2.5	2.0	1.8	38	0	0	2	0
Lyon, D.	HH	TCBA	.204	.241	.280	.521	.076	.123	.408	-32.5	34.0	2.2	543	1	3	0	5
CREE, B.	HH	TCBA	.200	.288	.244	.533	.044	.156	.500	-2.0	3.9	2.9	52	0	2	0	1
OVERALL, O.	BR	TCBA	.200	.200	.200	.400	.000	.000	.250	-2.2	.9	1.4	21	0	0	1	0
HANNIFIN, J.	HH	TCBA	.188	.282	.255	.536	.067	.182	.455	-10.1	11.3	2.0	193	0	1	5	1
DONAHUE, J.	HH	TCBA	.177	.282	.194	.475	.016	.145	.423	-4.1	4.1	2.1	72	0	2	1	0
KLEINOW, R.	HH	TCBA	.175	.248	.202	.450	.026	.110	.355	-20.6	11.8	1.6	258	0	2	4	3
VAIL, B.	HH	TCBA	.174	.269	.174	.443	.000	.130	.368	-1.9	1.4	1.9	27	0	0	1	0
SIEVER, E.	HH	TCBA	.172	.172	.172	.345	.000	.000	.196	-7.4	1.3	.7	61	0	0	3	0
LUSH, J.	HH	TCBA	.163	.255	.207	.461	.043	.196	.420	-6.7	5.4	1.7	107	0	0	1	2
CATES, E.	HH	TCBA	.146	.222	.195	.417	.049	.122	.333	-4.1	1.9	1.4	46	0	1	1	0
LUDWIG, B.	HH	TCBA	.111	.200	.111	.311	.000	.111	.250	-1.2	.3	.9	10	0	0	0	0
BAY, H.	HH	TCBA	.106	.125	.106	.231	.000	.021	.140	-7.9	.5	.3	48	0	0	0	0
WILLIS, V.	BR	TCBA	.100	.182	.100	.282	.000	.100	.250	-3.2	.3	.4	22	0	0	0	0
PRUIETT, T.	HH	TCBA	.100	.143	.100	.243	.000	.050	.158	-3.3	.2	.3	21	0	0	0	0
HOLMES, J.	HH	TCBA	.083	.083	.083	.167	.000	.000	.091	-2.3	.1	.3	13	0	0	1	0
STRANG, S.	HH	TCBA	.068	.203	.068	.271	.000	.169	.282	-16.3	3.3	.8	142	0	3	4	0
GRAHAM, B.	HH	TCBA	.047	.068	.047	.115	.000	.000	.071	-9.0	.1	.1	44	0	1	0	0
MOORE, E.	HH	TCBA	.000	.000	.000	.000	.000	.000	.000	-1.8	-.1	-.2	8	0	0	1	0
Hereford Highlanders			.217	.282	.278	.561	.062	.153	.482	-252.4	405.1	2.5	5711	7	43	105	43

highlights



**NO
HIT
ZONE**



June 4 – Hereford’s Joe Lush fires the season’s first no-hitter, winning 4-0 in Grand Rapids, walking two batters.

Team	1	2	3	4	5	6	7	8	9	R	H	E	LOB	DP
Hereford Highlanders	0	0	0	2	1	0	1	0	0	4	12	0	11	0
Grand Rapids Wolverines	0	0	0	0	0	0	0	0	0	0	0	2	2	2

Hereford Highlanders (Game 48)																								
NAME	FT	AB	R	HR	BI	2B	3B	HR	TB	SO	BB	IBB	HBP	SH	SF	SB	CS	GDP	AVG	PO	A	E	DP	PB
C. JONES, cf		4	0	1	0	0	0	0	1	1	1	0	0	0	0	1	0	0	.266	3	0	0	0	
J. EVERS, 2b		5	1	1	0	0	0	0	1	0	0	0	0	0	0	0	0	0	.328	0	0	0	0	
H. LOBERT, ss		5	1	3	0	0	1	0	5	0	0	0	0	0	0	1	0	1	.251	0	5	0	0	
D. Lyon, 1b		5	1	2	0	0	0	0	2	1	0	0	0	0	0	0	0	0	.222	12	2	0	0	
J. DONAHUE, 1b		0	0	0	0	0	0	0	0	0	0	0	0	0	0	0	0	0	.170	2	0	0	0	
E. PHELPS, c		3	1	1	1	0	0	0	1	0	2	0	0	0	0	0	0	0	.174	4	2	0	0	0
J. HANNIFIN, rf		2	0	0	0	0	0	0	0	0	1	0	0	2	0	1	0	0	.107	3	0	0	0	
J. COLLINS, 3b		4	0	1	1	0	0	0	1	0	0	0	0	0	0	0	0	0	.207	1	1	0	0	
H. BAY, lf	I	4	0	2	1	0	0	0	2	0	0	0	0	0	0	0	0	0	.188	0	0	0	0	
J. LUSH, p		4	0	1	0	0	0	0	1	0	0	0	0	0	0	0	0	0	.152					
Totals		36	4	12	3	0	1	0	14	2	4	0	0	2	0	3	0	2						

NAME	FT	G	SC	IP	H	R	ER	2B	3B	HR	BF	SO	BB	IBB	HB	SH	SF	WP	BK	IR	ERA
J. LUSH, W, 6- 5		87	9.0	9.0	0	0	0	0	0	0	29	2	2	0	0	0	0	0	0	0	1.86
Totals			9.0	9.0	0	0	0	0	0	0	29	2	2	0	0	0	0	0	0	0	

Grand Rapids Wolverines (Game 48)																								
NAME	FT	AB	R	HR	BI	2B	3B	HR	TB	SO	BB	IBB	HBP	SH	SF	SB	CS	GDP	AVG	PO	A	E	DP	PB
A. DEVLIN, 3b		4	0	0	0	0	0	0	0	0	0	0	0	0	0	0	0	0	.257	0	1	0	0	
A. SCHWEITZER, lf		3	0	0	0	0	0	0	0	0	1	0	0	0	0	0	0	0	.333	1	1	0	0	
S. CRAWFORD, rf		3	0	0	0	0	0	0	0	0	0	0	0	0	0	0	0	0	.328	2	0	0	0	
E. KONETCHY, 1b		2	0	0	0	0	0	0	0	1	1	0	0	0	0	0	0	0	.199	10	2	0	2	
B. GANLEY, cf		3	0	0	0	0	0	0	0	0	0	0	0	0	0	0	0	0	.261	3	0	0	0	
B. DAHLEN, ss		3	0	0	0	0	0	0	0	0	0	0	0	0	0	0	0	0	.185	2	3	0	2	
O. KNABE, 2b		3	0	0	0	0	0	0	0	0	0	0	0	0	0	0	0	0	.199	5	4	1	2	
A. SHAW, c		2	0	0	0	0	0	0	0	0	0	0	0	0	0	0	0	0	.160	3	0	1	0	0
A. STORKE, ph		1	0	0	0	0	0	0	0	0	0	0	0	0	0	0	0	0	.286	0	0	0	0	
F. SNODGRASS, c		0	0	0	0	0	0	0	0	0	0	0	0	0	0	0	0	0	.000	1	0	0	0	0
E. KILLIAN, p		2	0	0	0	0	0	0	0	1	0	0	0	0	0	0	0	0	.050					
R. BRESNAHAN, ph		1	0	0	0	0	0	0	0	0	0	0	0	0	0	0	0	0	.336	0	0	0	0	
Totals		27	0	0	0	0	0	0	0	2	2	0	0	0	0	0	0	0						

NAME	FT	G	SC	IP	H	R	ER	2B	3B	HR	BF	SO	BB	IBB	HB	SH	SF	WP	BK	IR	ERA
E. KILLIAN, L, 2- 4		49	9.0	12	4	2	0	1	0	0	42	2	4	0	0	2	0	0	0	0	4.63
Totals			9.0	12	4	2	0	1	0	0	42	2	4	0	0	2	0	0	0	0	




COVELESKIE, CINCINNATI NAT'L

August 4 – Harry Coveleski no-hits Bradenton 5-0, walking two hitters as the Cleveland Naps win.

Bradenton Buckeyes at Cleveland Naps															
Team	1	2	3	4	5	6	7	8	9	R	H	E	LOB	DP	
Bradenton Buckeyes	0	0	0	0	0	0	0	0	0	0	0	2	2	0	
Cleveland Naps	0	0	0	3	0	1	1	0		5	4	0	4	0	

Bradenton Buckeyes (Game 107)																										
NAME	FT	AB	R	HR	BI	2B	3B	HR	TB	SO	BB	IBB	HBP	SH	SF	SB	CS	GDP	AVG	PO	A	E	DP	PB		
N. LAJOIE, 2b		4	0	0	0	0	0	0	0	2	0	0	0	0	0	0	0	0	.249	0	2	0	0			
G. DAVIS, ss		4	0	0	0	0	0	0	0	1	0	0	0	0	0	0	0	0	.262	1	3	1	0			
C. SEYMOUR, rf		3	0	0	0	0	0	0	0	1	0	0	0	0	0	0	0	0	.298	3	1	0	0			
H. DAVIS, 1b		3	0	0	0	0	0	0	0	0	0	0	0	0	0	0	0	0	.256	6	2	0	0			
H. ZIMMERMAN, 3b		3	0	0	0	0	0	0	0	1	0	0	0	0	0	0	0	0	.209	1	0	0	0			
E. McFARLAND, c		3	0	0	0	0	0	0	0	0	0	0	0	0	0	0	0	0	.258	8	1	0	0	0		
W. Wood, lf		3	0	0	0	0	0	0	0	1	0	0	0	0	0	0	0	0	.234	0	0	0	0			
S. BARRY, cf		2	0	0	0	0	0	0	0	0	0	0	0	0	0	0	0	0	.164	5	0	0	0			
F. STEM, ph		1	0	0	0	0	0	0	0	0	0	0	0	0	0	0	0	0	.233	0	0	0	0			
W. DONOVAN, p		1	0	0	0	0	0	0	0	0	1	0	0	0	0	0	0	0	.156							
D. CRISS, ph		0	0	0	0	0	0	0	0	0	1	0	0	0	0	0	0	0	.200	0	0	0	0			
Totals		27	0	0	0	0	0	0	0	6	2	0	0	0	0	0	0	0								
NAME	FT	G	SC	IP	H	R	ER	2B	3B	HR	BF	SO	BB	IBB	HB	SH	SF	WP	BK	IR	ERA	PO	A	E	DP	PB
W. DONOVAN, L, 9-11		6	1	8.0	4	5	4	0	1	0	33	8	3	0	1	0	1	0	0	0	2.69	0	1	1	0	
Totals				8.0	4	5	4	0	1	0	33	8	3	0	1	0	1	0	0	0		24	10	2	0	0

Cleveland Naps (Game 107)																										
NAME	FT	AB	R	HR	BI	2B	3B	HR	TB	SO	BB	IBB	HBP	SH	SF	SB	CS	GDP	AVG	PO	A	E	DP	PB		
B. BESCHER, rf		3	1	1	1	0	0	0	1	1	0	0	1	0	0	1	0	0	.286	2	0	0	0			
F. TENNEY, 1b		2	2	0	0	0	0	0	0	2	2	0	0	0	0	0	0	0	.240	8	1	0	0			
C. HEMPHILL, cf		4	1	2	2	0	1	0	4	0	0	0	0	0	0	0	0	0	.264	4	0	0	0			
E. COLLINS, 2b		4	0	0	1	0	0	0	0	2	0	0	0	0	0	0	0	0	.273	2	2	0	0			
A. SHAW, lf		2	0	0	1	0	0	0	0	0	1	0	0	0	1	0	0	0	.221	2	0	0	0			
A. BRIDWELL, ss		4	0	1	0	0	0	0	1	0	0	0	0	0	0	0	0	0	.279	0	4	0	0			
H. STEINFELDT, 3b		3	0	0	0	0	0	0	0	2	0	0	0	0	0	0	0	0	.229	0	0	0	0			
A. SCHLEI, c		3	1	0	0	0	0	0	0	0	0	0	0	0	0	0	0	0	.270	8	0	0	0	0		
H. COVELESKI, p		3	0	0	0	0	0	0	0	1	0	0	0	0	0	0	0	0	.000							
Totals		28	5	4	5	0	1	0	6	8	3	0	1	0	1	1	0	0								
NAME	FT	G	SC	IP	H	R	ER	2B	3B	HR	BF	SO	BB	IBB	HB	SH	SF	WP	BK	IR	ERA	PO	A	E	DP	PB
H. COVELESKI, W, 3-1		9	1	9.0	0	0	0	0	0	0	29	6	2	0	0	0	0	0	0	0	.71	1	0	0	0	
Totals				9.0	0	0	0	0	0	0	29	6	2	0	0	0	0	0	0	0		27	7	0	0	0




WADDELL, ST. LOUIS

August 30 – Pittsburgh’s Rube Waddell no-hits London, but loses, 2-0, as 4 walks and 2 errors lead to a 4th inning rally.

Team	1	2	3	4	5	6	7	8	9	R	H	E	LOB	DP
London Tecumsehs	0	0	0	0	0	2	0	0	0	2	0	0	3	0
Pittsburgh Rebels	0	0	0	0	0	0	0	0	0	0	7	2	6	1

London Tecumsehs (Game 131)																										
NAME	FT	AB	R	HR	BI	2B	3B	HR	TB	SO	BB	IBB	HBP	SH	SF	SB	CS	GDP	AVG	PO	A	E	DP	PB		
W. KEELER, rf		2	0	0	0	0	0	0	0	0	1	0	0	1	0	0	0	0	.260	2	0	0	0			
B. SHIPKE, 3b		3	0	0	0	0	0	0	0	1	1	0	0	0	0	0	0	0	.219	0	1	0	0			
D. HOFFMAN, cf		3	0	0	1	0	0	0	0	0	0	0	0	0	1	0	0	0	.203	4	0	0	0			
M. DOOLAN, ss		4	0	0	0	0	0	0	0	0	0	0	0	0	0	0	0	0	.227	4	2	0	0			
E. Hebscher, lf		4	0	0	0	0	0	0	0	1	0	0	0	0	0	0	0	0	.159	3	1	0	0			
W. CLEMENT, lf		0	0	0	0	0	0	0	0	0	0	0	0	0	0	0	0	0	.221	0	0	0	0			
G. GIBSON, c		3	0	0	0	0	0	0	0	1	0	0	0	0	0	0	0	0	.260	2	0	0	0	0		
D. McGANN, 1b		3	0	0	0	0	0	0	0	0	0	0	0	0	0	0	0	0	.234	10	0	0	0			
M. MOWREY, 2b		1	1	0	0	0	0	0	0	0	2	0	0	0	0	0	0	0	.172	2	6	0	0			
B. BAILEY, p		1	1	0	0	0	0	0	0	1	0	0	0	2	0	0	0	0	.048							
Totals		24	2	0	1	0	0	0	0	4	4	0	0	3	1	0	0	0								
NAME	FT	G	SC	IP	H	R	ER	2B	3B	HR	BF	SO	BB	IBB	HB	SH	SF	WP	BK	IR	ERA	PO	A	E	DP	PB
B. BAILEY, W, 5-4		7	5	9.0	7	0	0	0	0	0	33	2	0	0	0	0	0	0	0	0	2.78	0	1	0	0	
Totals		9.0	7	0	0	0	0	0	0	0	33	2	0	0	0	0	0	0	0	0		27	11	0	0	0

Pittsburgh Rebels (Game 131)																										
NAME	FT	AB	R	HR	BI	2B	3B	HR	TB	SO	BB	IBB	HBP	SH	SF	SB	CS	GDP	AVG	PO	A	E	DP	PB		
F. OSBORN, rf		4	0	0	0	0	0	0	0	0	0	0	0	0	0	0	0	0	.269	0	0	0	0			
E. ABBATICCHIO, 2b		4	0	2	0	0	0	0	2	1	0	0	0	0	0	0	0	0	.211	3	1	0	0			
G. STOVALL, 1b		4	0	1	0	0	0	0	1	0	0	0	0	0	0	0	0	0	.271	10	1	0	1			
J. TINKER, ss		4	0	2	0	0	0	0	2	0	0	0	0	0	0	0	0	0	.255	0	7	0	0			
H. FERRIS, 3b		4	0	0	0	0	0	0	0	0	0	0	0	0	0	0	0	0	.251	0	1	0	0			
T. SPEAKER, cf		3	0	0	0	0	0	0	0	0	0	0	0	0	0	0	0	0	.229	4	0	0	0			
I. THOMAS, ph		1	0	0	0	0	0	0	0	0	0	0	0	0	0	0	0	0	.373	0	0	0	0			
F. BOWERMAN, c		3	0	1	0	0	0	0	1	0	0	0	0	0	0	0	0	0	.234	5	1	0	1	0		
T. McMILLAN, lf		3	0	1	0	0	0	0	1	1	0	0	0	0	0	1	0	0	.225	5	0	1	0			
R. WADDELL, p		3	0	0	0	0	0	0	0	0	0	0	0	0	0	0	0	0	.121							
Totals		33	0	7	0	0	0	0	7	2	0	0	0	0	0	1	0	0								
NAME	FT	G	SC	IP	H	R	ER	2B	3B	HR	BF	SO	BB	IBB	HB	SH	SF	WP	BK	IR	ERA	PO	A	E	DP	PB
R. WADDELL, L, 17-14		9.0	0	2	0	0	0	0	0	0	32	4	4	0	0	3	1	1	0	0	1.98	0	1	1	0	
Totals		9.0	0	2	0	0	0	0	0	0	32	4	4	0	0	3	1	1	0	0		27	12	2	1	0



September 4 – George McQuillan throws Pittsburgh’s second no-hitter in 5 days, defeating Hereford, 5-0. A walk and two errors allow the only Highlander batters to reach base.

Hereford Highlanders at Pittsburgh Rebels															
Team	1	2	3	4	5	6	7	8	9	R	H	E	LOB	DP	
Hereford Highlanders	0	0	0	0	0	0	0	0	0	0	0	2	2	3	
Pittsburgh Rebels	0	0	3	1	0	2	0	1		7	17	2	10	0	

Hereford Highlanders (Game 136)																										
NAME	FT	AB	R	HRBI	2B	3B	HR	TB	SO	BB	IBB	HBP	SH	SF	SB	CS	GDP	AVG	PO	A	E	DP	PB			
E. HAHN, lf		4	0	0	0	0	0	0	0	0	0	0	0	0	0	0	0	.219	1	1	0	0				
J. EVERS, 2b		4	0	0	0	0	0	0	1	0	0	0	0	0	0	0	0	.278	4	6	0	3				
H. LOBERT, ss		3	0	0	0	0	0	0	0	0	0	0	0	0	0	0	0	.239	1	5	0	2				
D. Lyon, 1b		3	0	0	0	0	0	0	0	0	0	0	0	0	0	0	0	.209	8	0	0	2				
E. PHELPS, c		3	0	0	0	0	0	0	1	0	0	0	0	0	0	0	0	.244	5	0	0	0	0			
A. STRUNK, cf	I	3	0	0	0	0	0	0	0	0	0	0	0	0	0	0	0	.355	2	0	1	0				
H. LUMLEY, rf		3	0	0	0	0	0	0	1	0	0	0	0	0	0	0	0	.233	1	0	0	0				
J. HANNIFIN, 3b		3	0	0	0	0	0	0	0	0	0	0	0	0	0	0	0	.180	2	1	1	1				
H. MALLOY, p		2	0	0	0	0	0	0	0	0	0	0	0	0	0	0	0	.447								
E. SIEVER, p		0	0	0	0	0	0	0	0	0	0	0	0	0	0	0	0	.188								
P. MORAN, ph		0	0	0	0	0	0	0	0	1	0	0	0	0	0	0	0	.293	0	0	0	0				
Totals		28	0	0	0	0	0	0	3	1	0	0	0	0	0	0	0									
NAME	FT	G	SC	IP	H	R	ER	2B	3B	HR	BF	SO	BB	IBB	HB	SH	SF	WP	BK	IR	ERA					
H. MALLOY, L, 2-10		20	5.2	14	6	4	1	0	0	0	32	2	3	0	0	1	0	0	0	0	3.98	0	1	0	0	
E. SIEVER		2.1	3	1	1	0	0	0	0	0	9	1	0	0	0	0	0	0	0	2	3.82	0	0	0	0	
Totals		8.0	17	7	5	1	0	0	0	0	41	3	3	0	0	1	0	0	0	2		24	14	2	3	0


Pittsburgh Rebels (Game 136)																										
NAME	FT	AB	R	HRBI	2B	3B	HR	TB	SO	BB	IBB	HBP	SH	SF	SB	CS	GDP	AVG	PO	A	E	DP	PB			
F. OSBORN, rf		4	3	3	0	0	0	3	0	1	0	0	0	0	0	0	0	.272	5	0	0	0				
B. BECKER, lf		5	1	2	1	1	0	3	0	0	0	0	0	0	0	0	0	.190	1	0	0	0				
G. STOVALL, 1b		5	1	2	1	0	0	2	0	0	0	0	0	0	0	0	0	.273	12	0	1	0				
J. TINKER, ss		5	1	1	1	0	0	1	0	0	0	0	0	0	0	0	0	.259	2	4	1	0				
H. FERRIS, 3b		5	1	3	1	0	0	3	1	0	0	0	0	0	0	0	0	.257	0	1	0	0				
T. SPEAKER, cf		3	0	2	1	0	0	2	0	0	0	0	1	0	0	0	0	.226	1	0	0	0				
F. BOWERMAN, c		4	0	3	1	0	0	3	0	0	0	0	0	0	0	0	0	.234	4	0	0	0	0			
E. ABBATICCHIO, 2b		2	0	1	0	0	0	1	0	2	0	0	0	0	0	0	0	.213	2	6	0	0				
G. McQUILLAN, p		4	0	0	0	0	0	0	2	0	0	0	0	0	0	0	1	.155								
Totals		37	7	17	6	1	0	18	3	3	0	0	1	0	0	0	2									
NAME	FT	G	SC	IP	H	R	ER	2B	3B	HR	BF	SO	BB	IBB	HB	SH	SF	WP	BK	IR	ERA					
G. McQUILLAN, W, 21-10		89	9.0	0	0	0	0	0	0	0	29	3	1	0	0	0	0	0	0	0	1.75	0	1	0	0	
Totals		9.0	0	0	0	0	0	0	0	0	29	3	1	0	0	0	0	0	0	0		27	12	2	0	0

A vinyl record is shown from a top-down perspective, partially covered by a bright blue sleeve. The record's surface is black with a visible grooved pattern. The text "ONE-HIT WONDERS" is printed in a large, bold, yellow font with a red outline across the center of the record. The sleeve's edge is visible at the bottom and sides, framing the record.

**ONE-HIT
WONDERS**

Opening Day – April 12, 1908

George McQuillan sets the tone for the season, facing just 28 hitters as Pittsburgh defeats Bradenton, 1-0. George allows just the one base runner – Cy Seymour, who singled.



We had 34 one-hitters thrown this season, in addition to the five no-hitters. Five of the 34 were in losing efforts. Fourteen of the 34 resulted in scores of 1-0 (including 4 of the losing efforts). The biggest loss was 2-0 for Bugs Raymond (BU). The maximum support was 12-0 for CL's Jeff Pfiester.

One game went 12 innings, and another went 18. One lasted only six innings and saw BOTH pitchers allow just the one hit.

Cy Seymour (BR) and Joe Tinker (PR) each broke up two of the no-hitters. Two no-hitters were spoiled by the opposing pitcher. Three were busted by pinch hitters including two by our Player-Managers. In fat, three of the no-hitters were spoiled by the PM's.

Eighteen were thrown on the road and sixteen were tossed at home. Two each were thrown on June 16, and two more on June 18, in addition to the dual 1-hitters thrown in the rain shortened August 11 game, but May 27 took the prize, with three 1-hitters thrown that afternoon.

Rube Waddell and Mordecai "Three Finger" Brown each threw a pair of one-hitters. Cy Young pitched three one-hitters, but no one compared to Addie Joss, who threw FIVE one-hitters --- and lost THREE of them!

The details and highlights follow:



Team	1	2	3	4	5	6	7	8	9	10	11	12
Waukesha Freeman	0	0	0	0	0	0	0	0	0	0	0	0
Mexicali Mallards	0	0	0	0	0	0	0	0	0	0	0	0

Team	13	14	15	16	17	18	R	H	E	LOB	DP
Waukesha Freeman	0	0	0	0	0	0	0	6	1	8	0
Mexicali Mallards	0	0	0	0	0	1	1	1	2	4	0

Waukesha Freeman (Game 74)																							
NAME	FT	AB	R	HRBI	2B	3B	HR	TB	SO	BB	IBB	HBP	SH	SF	SB	CS	GDP	AVG	PO	A	E	DP	PB
H. WAGNER, ss		5	0	1	0	0	0	1	0	2	0	0	0	0	1	1	0	.349	2	6	1	0	
M. HUGGINS, 2b		5	0	0	0	0	0	0	0	2	0	0	0	0	2	0	0	.201	2	2	0	0	
J. STAHL, cf		7	0	2	0	1	0	3	1	0	0	0	0	0	0	1	0	.277	3	0	0	0	
F. ISBELL, 1b		6	0	0	0	0	0	0	0	1	0	0	0	0	0	0	0	.242	19	4	0	0	
J. KLING, lf		6	0	1	0	0	0	1	0	0	0	0	1	0	0	3	0	.320	5	0	0	0	
T. NEEDHAM, c		2	0	0	0	0	0	0	1	0	0	0	0	0	0	0	0	.250	5	0	0	0	0
J. FREEMAN, ph		1	0	1	0	0	0	1	0	0	0	0	0	0	0	0	0	.314	0	0	0	0	
T. SPENCER, c		4	0	0	0	0	0	0	0	0	0	0	0	0	0	0	0	.228	8	0	0	0	0
K. Sajdak, 3b		5	0	1	0	0	0	1	1	1	0	0	0	0	0	0	0	.243	0	5	0	0	
R. KILLEFER, pr-3b		1	0	0	0	0	0	0	0	0	0	0	0	0	0	0	0	.228	0	0	0	0	
M. MITCHELL, rf		3	0	0	0	0	0	0	0	0	0	0	0	0	0	0	0	.173	1	0	0	0	
A. BURCH, ph-rf		2	0	0	0	0	0	0	0	1	0	0	1	0	0	0	0	.229	2	0	0	0	
A. JOSS, p		6	0	0	0	0	0	0	2	0	0	0	0	0	0	0	0	.105					
Totals		53	0	6	0	1	0	7	5	7	0	0	2	0	1	7	0						

NAME	FT	G	SC	IP	H	R	ER	2B	3B	HR	BF	SO	BB	IBB	HB	SH	SF	WP	BK	IR	ERA	
A. JOSS, L, 15- 3		13	17	0	1	1	0	0	1	0	56	11	2	1	1	0	0	0	0	0	0	.94
Totals		17	0	1	1	0	0	1	0	0	56	11	2	1	1	0	0	0	0	0	0	

Mexicali Mallards (Game 74)																							
NAME	FT	AB	R	HRBI	2B	3B	HR	TB	SO	BB	IBB	HBP	SH	SF	SB	CS	GDP	AVG	PO	A	E	DP	PB
P. DOUGHERTY, lf		7	1	0	0	0	0	0	2	0	0	0	0	0	0	0	0	.214	5	0	0	0	
F. CHANCE, 1b		7	0	1	1	0	1	3	0	0	0	0	0	0	0	0	0	.256	22	3	0	0	
B. SCHMIDT, c		6	0	0	0	0	0	0	1	0	0	0	0	0	0	0	0	.276	6	7	0	0	0
J. WILLIAMS, 2b		6	0	0	0	0	0	0	1	0	0	0	0	0	0	0	0	.178	8	5	0	0	
D. SULLIVAN, cf		6	0	0	0	0	0	0	0	0	0	0	0	0	0	0	0	.227	5	0	0	0	
J. BARRY, ss		5	0	0	0	0	0	0	0	0	0	0	1	0	0	1	0	.211	3	6	0	0	
L. TANNEHILL, 3b		3	0	0	0	0	0	0	0	0	0	0	0	0	0	0	0	.172	0	3	1	0	
M. McCORMICK, ph		0	0	0	0	0	0	0	0	1	1	0	0	0	0	0	0	.315	0	0	0	0	
A. Keefer, 3b		2	0	0	0	0	0	0	0	0	0	0	0	0	0	0	0	.190	1	3	1	0	
I. McILVEEN, rf		2	0	0	0	0	0	0	0	1	0	0	0	0	0	0	0	.211	1	0	0	0	
C. MILAN, ph-rf		3	0	0	0	0	0	0	2	0	0	0	0	0	0	0	0	.240	1	0	0	0	
L. MOREN, p		5	0	0	0	0	0	0	4	0	0	0	0	0	0	0	0	.292					
G. SUGGS, p		1	0	0	0	0	0	0	1	0	0	0	0	0	0	0	0	.500					
Totals		53	1	1	1	0	1	0	3	11	2	1	1	0	0	1	0						

NAME	FT	G	SC	IP	H	R	ER	2B	3B	HR	BF	SO	BB	IBB	HB	SH	SF	WP	BK	IR	ERA	
L. MOREN		10	6	15	0	4	0	0	1	0	52	4	7	0	0	1	0	0	0	0	0	3.28
G. SUGGS, W, 3- 0		3	0	2	0	0	0	0	0	0	10	1	0	0	0	1	0	0	0	1	1.32	
Totals		18	0	6	0	0	0	1	0	0	62	5	7	0	0	2	0	0	0	1		



July 1

Joss
vs
Moren



This was one to remember as both pitchers were on their games. **Addie Joss** threw 17 innings of no-hit ball for Waukesha while the Mallards' Lew Moren went 15 innings giving up 4 hits & 7 walks but 0 runs helped by the Mallard catcher, Boss Schmidt, who threw out 7 of 8 Freeman trying to steal. Suggs came on to pitch for Mexicali in the 15th & pitched into the 18th, not allowing a run. When the Mallards came to bat Dougherty reached on a Honus Wagner error & Frank Chance got the Mallards 1'st & only hit of the game, a run scoring triple for a 1-0 Mexicali win.

**Addie Joss threw an incredible five (5) one-hitters this season, and lost three of them!
He won his first one-hitter, 2-1 on June 23 in Pittsburgh despite allowing a HR to Joe Tinker.**

His 2nd 1-hitter was actually a No-Hitter for SEVENTEEN innings, before losing in the 18th inning on a Frank Chance triple in Mexicali, 1-0, on July 1.


His 3rd 1-hitter was another defeat, again 1-0, this time in Mimosa, whose Mirthmakers scored an unearned run in the 1st inning on July 31. Claude Rossman, who later got the one single against Addie, also had the 1st inning SF.

Addie lost his third straight 1-hitter by a 1-0 score in a rain-shortened game against Long Island on August 11. Fred Parent's rbi single spoiled that effort.

On September 17, Addie took a no-hitter into the 9th inning. Pinch hitter player-manager Baldy Flanagan led off the 9th inning with a crisp single, but it wasn't nearly enough as Waukesha finally scored for Addie, who won his 5th 1-hitter of the season, 5-0.

The Freeman offense generated just seven (7) runs for Addie in his five (5) one-hit efforts.

Cy Young threw THREE (3) one-hitters this year for the Turin Mountaineers. The first was a 1-0 victory over Bergen on May 30. George Stone's single spoiled that no-hit bid. The second came 4 weeks later, on June 28 when Cy again won, 1-0, this time against Hereford. Mound opponent Joe Lush spoiled that no-hitter with a double. The third effort occurred on July 23 against London. Turin won that game, 2-0, despite a triple by Bill Shipke.



June 16 saw both Harry McIntire (Mexicali at Hyde Park) and Mordecai “Three Finger” Brown (Bergen at South Starrucca) toss one-hitters.

PLAYER MANAGER Red Braun broke up McIntire’s no-hitter with his 9th inning pinch hit Home Run, making the final score 6-1.


Brown’s effort, a 9-0 victory, was marred only by a Neal Ball double.



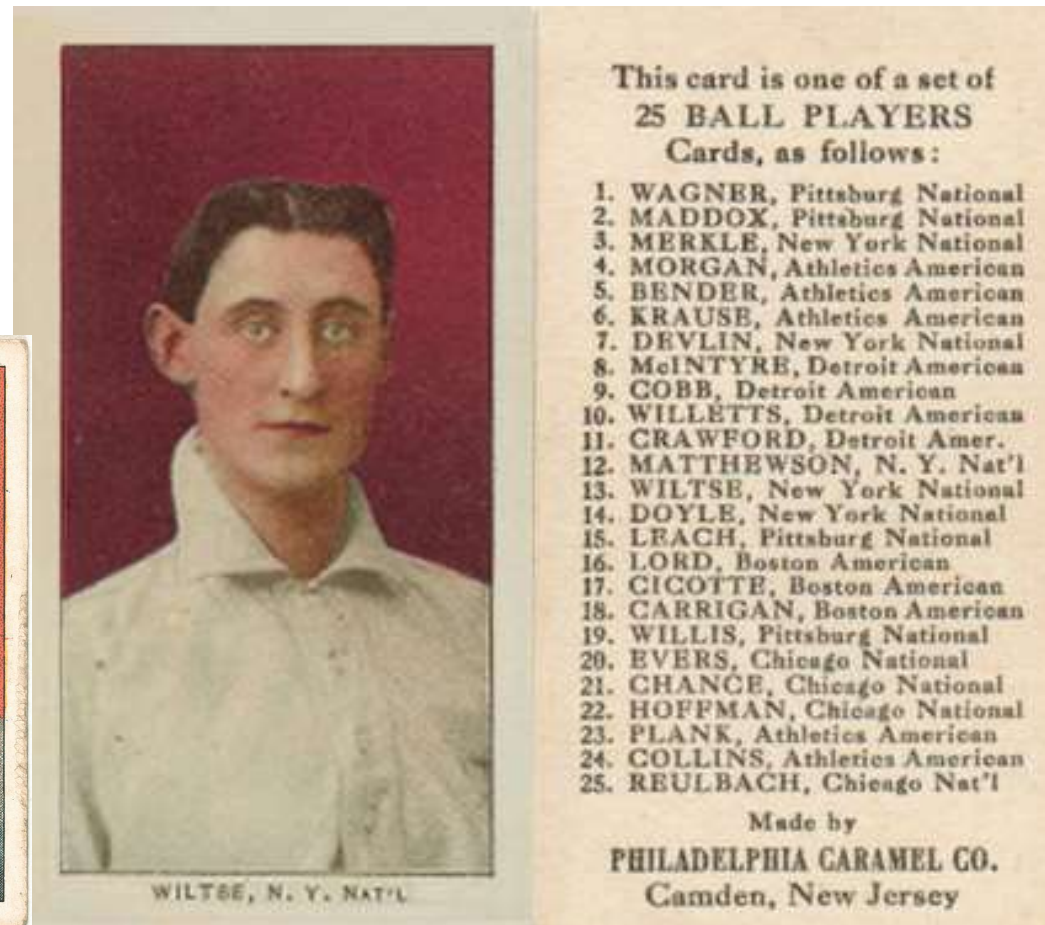


MCINTYRE, BROOKLYN.






September 9 – Mordecai “Three Finger” Brown throws his second 1-hitter of the season as Bergen defeats Bradenton, 2-1. Cy Seymour’s single didn’t impact the scoring. Mordecai walked just one hitter (Harry Davis, who scored) and survived one error, facing 29 batters. Two of his three sacrifice bunts led to the Barfly runs in an important win down the stretch.



In addition to the two 1-hitters thrown by Mordecai Brown, the Barflies also benefitted from 1-hitters thrown by Frank Arellanes (4-0 on June 22 against the Cleveland Naps, spoiled by an Al Bridwell single) and by Hooks Wiltse (1-0 on June 30 against Mimosa, spoiled by a Mike Donovan single).



May 27 was the most prolific day for one-hitters. We had three (3) of them!
Rube Waddell allowed only a double by PLAYER-MANAGER Jimmy “Mac” McEneaney
as Pittsburgh defeated Long Island, 7-0.
Charlie Chech and Mimosa defeated South Starrucca, 6-0, as Larry Doyle singled.
Orval Overall and Bradenton won 7-0 against Hereford, as Red Kleinow singled.




June 18 saw both Elmer Steele (Mexicali @ Cleveland Naps) and Lew Richie (Mimosa vs Pittsburgh) throw their one-hitters.

A double by Eddie Collins was the only blemish in Steele's 2-0 victory.

Joe Tinker doubled against Richie, who won his game by a 1-0 margin.

These efforts gave us four (4) one hitters in just three (3) days, all spoiled by extra base hits (3 x 2B, and Red's HR).



August 11

Both Joe Lake and Addie Joss allowed just one hit apiece in a rain shortened game in Waukesha (six innings). Lake allowed only a Mike Mitchell double, as his Islanders prevailed 1-0, thanks to a Freddie Parent RBI single that spelled defeat for Joss and the Freeman. It was Joss' 4th one-hitter of the season – and his third defeat!



LAKE, ST. LOUIS AMER.

DRUM
Cigarettes
Base Ball Series
350
SUBJECTS
FACTORY ST. LOUIS, MO.

ADDIE JOSS

BASEBALL GREATS

ADRIAN C. JOSS
Apr. 12, 1880 to Apr. 14, 1911



Joss was a great pitcher from the start of his career which took him from the University of Wisconsin to Toledo in 1900. He won 19 games his first year, and 25 the next. He moved to Cleveland where he ended his career in 1910. In 1907, he had a 27-11 season. In 1910, he hurled a no-hitter against the White Sox after having pitched a perfect game against them two years earlier. Both games he won 1-0.

Major League Record

Years9
Games284
IP2342
Won159
Lost96
Pct.625
SO933
BB382

© F.H.F. • Printed U.S.A.

Burt Keeley lost his one-hitter on June 19, pitching for Hyde Park against South Starrucca. Davy Jones singled in the 7th inning, stole 2nd base, advanced on a sacrifice bunt, and scored on a sacrifice fly as the Ainspans defeated the Vitamen, 1-0.




July 22

Jack Powell went twelve (12) innings, earning a Game Score of 100, as Mimosas edged the Rebels in Pittsburgh, 1-0. Powell allowed only a George Stovall single and two walks, one of which was intentionally issued, and one Mirthmaker error, facing 38 batters.



POWELL, ST. LOUIS AMER





STOVALL, CLEVELAND

Bugs Raymond of Buffalo suffered the largest defeat while throwing a 1-hitter this year. Mimosa's Ginger Beaumont delivered the only effective blow against Bugs, but it was an RBI double in the 4th inning that followed two walks, a sacrifice, and a Fred Clarke SF sending the Mirthmakers to a 2-0 win on August 27 behind the pitching of Sam Leever.





September 6 – Rube Waddell throws his second 1-hitter of the season as Pittsburgh defeats Hereford, 8-0. Rube allows only an Ed Phelps single and one base on balls, and survives four Rebel errors while striking out eight men.





The Cleveland Naps got two one-hitters this year. The first was tossed by Christy Mathewson on August 14 in London, a 6-0 win for the Naps. George Perring's single was the only hit allowed by "Matty". The second 1-hitter was thrown by Jeff Pfiester on September 11, a 12-0 victory over Mexicali. The only Mallard hit was a single by Jack Barry.





Relocation didn't adversely affect the Cleveland Spiders, who got a 1-hit performance from Big Ed Walsh on September 3, a 4-0 win over Bradenton, spoiled by a Harry Davis double.

London won 4-0 in Hereford on May 5, thanks to an Al Mattern 1-hitter. Al's no-hit bid was spoiled by a 9th inning pinch hit single by Pat Moran.





C. FRASER, PHILADELPHIA, NAT'L.

June was a great month for Mallard pitching. Chick Fraser threw their 3rd 1-hitter on the 26th, allowing only a Ben Egan single while defeating Bergen, 1-0.

In addition to the three 1-hitters thrown by Cy Young, Turin also benefitted from Eddie Plank's effort in a 5-1 win in Hyde Park on July 16. Walter Blair's 5th inning single also spoiled the shutout effort.



PLANK, PHILA. AMER.




Two more 1-hitters were thrown by Mahley Division pitchers.

Kaiser Wilhelm took South Starrucca to a 1-0 win in Buffalo on July 10, allowing only a Glenn Liebhardt single.

Doc White won 2-0 for Long Island, over Bergen, despite a Rudy Hulswitt single on August 31.





CAMNITZ, PITTSBURG

The Bradenton Buckeyes benefited from 3 one hitters this season. The first was tossed on May 15 by Howie Camnitz in a 5-0 win against Turin. Honus Wagner's single was the only hit. Orval Overall's gem was one of 3 tossed in Origins on May 27. The last was thrown by Wild Bill Donovan on August 9 and was also against Turin. John Hummel's single was the only Mountaineer hit that afternoon.



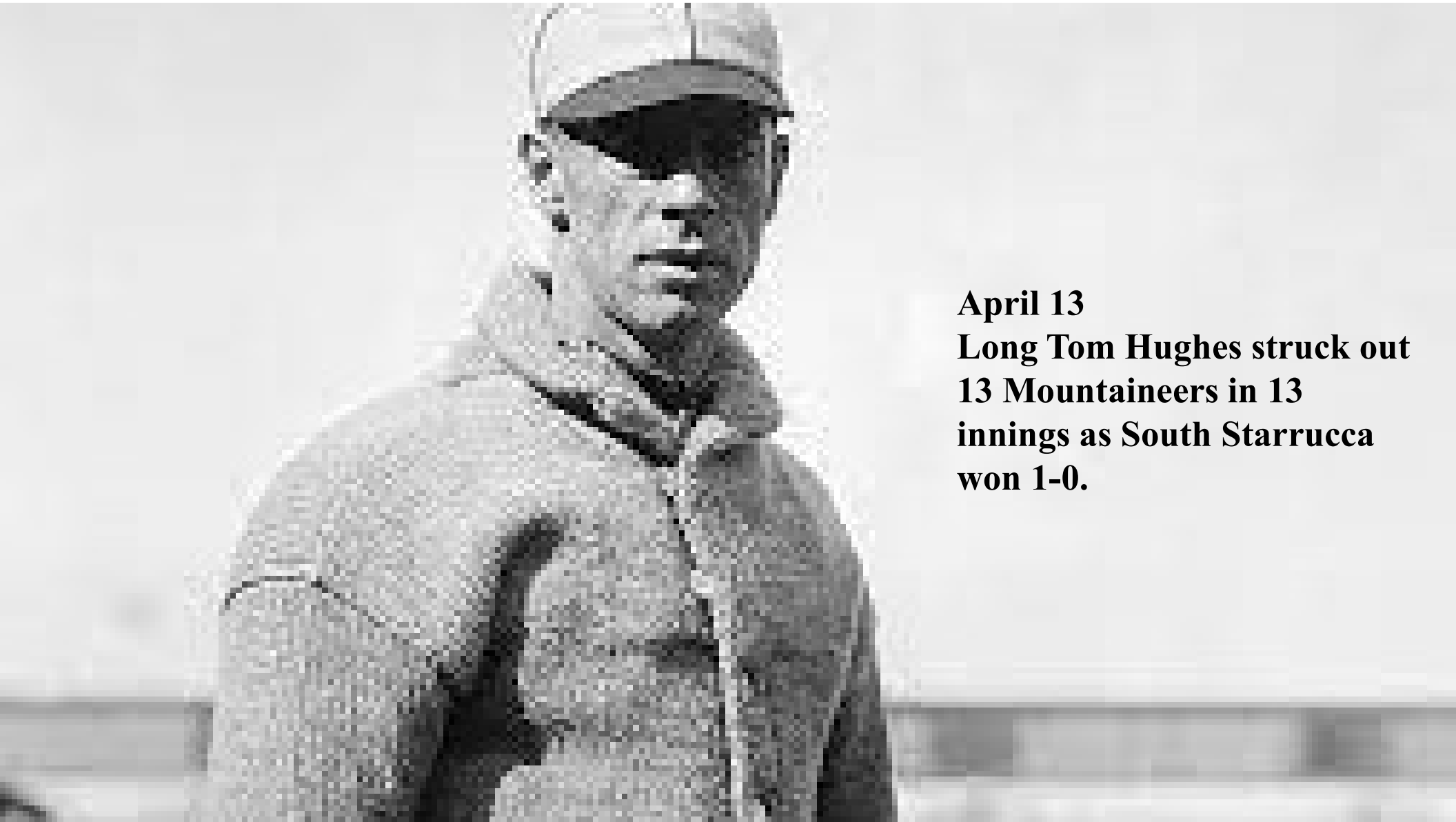
DONOVAN, DETROIT



Seven times this season a pitcher struck out more than a dozen batters in one game. Two of those came in losing causes and two came in extra inning games. Bob Vail (HH)fanned 15 hitters in only 8 innings of work, but Christy Mathewson (CL) had the season high of 16 hitters.

K





April 13
Long Tom Hughes struck out
13 Mountaineers in 13
innings as South Starrucca
won 1-0.

May 17
Nap Rucker fans 14 Barflies
as London wins, 6-4.






June 23

**Johnny Lush fans 13 hitters
in 14.1 innings of work, but
Hereford loses at London,
4-3, in the 15th inning**



August 11
Chief Bender strikes out 13
Barflies as Buffalo wins 9-2.



August 17
Bob Vail strikes out 15
batters in just 8 innings of
work, but Hereford drops a
5-3 decision to Bergen.



August 26
Ed Walsh fans 13 Mallards as
the Cleveland Spiders defeat
Mexicali, 6-2.



September 18
Christy Mathewson strikes
out a season best 16 hitters,
walking just 1, as the
Cleveland Naps defeat
Bergen, 9-1, on his 2-hitter.



One hundred and forty-six (146) games were settled in extra innings this season

10 innings – 54

11 innings – 38

12 innings – 21

13 innings - 12

14 innings - 9

15 innings - 8



plus these four extended contests:

16 Innings – July 12 – Bergen wins 4-3 against Grand Rapids


17 Innings – July 7 – Hyde Park wins 6-5 against Buffalo

18 Innings – July 1 – Mexicali wins 1-0 over Addie Joss and the Waukesha Freeman

19 Innings – September 19 – South Starrucca outlasts Long Island, 4-3.



We had thirteen (13) five-hit days this season. Honus Wagner of Waukesha was the only player to do it twice






CRAWFORD, DETROIT



HULSWITT, ST. LOUIS NAT'L



COBB, DETROIT



FERRIS, ST. LOUIS AMER.



F. CLARKE, PITTSBURG



CHANCE, CHICAGO NAT'L

The other eleven:

Sam Crawford (GW)

Rudy Hulswitt (BE)

Ty Cobb (BU)

Hobe Ferris (PR)

Fred Clarke (MI)

Frank Chance (ME)


Roy Hartzell (HP)

Mike Mitchell (WA)

Roger Bresnahan (GW)

Mike Donovan (MI)

Otis Clymer (BE)



Hartzell, r.f. St. Louis Am.



MITCHELL, CINCINNATI



CARDINALS
OF THE
ST. LOUIS NATIONALS



CLYMER, COLUMBUS

Long Ball



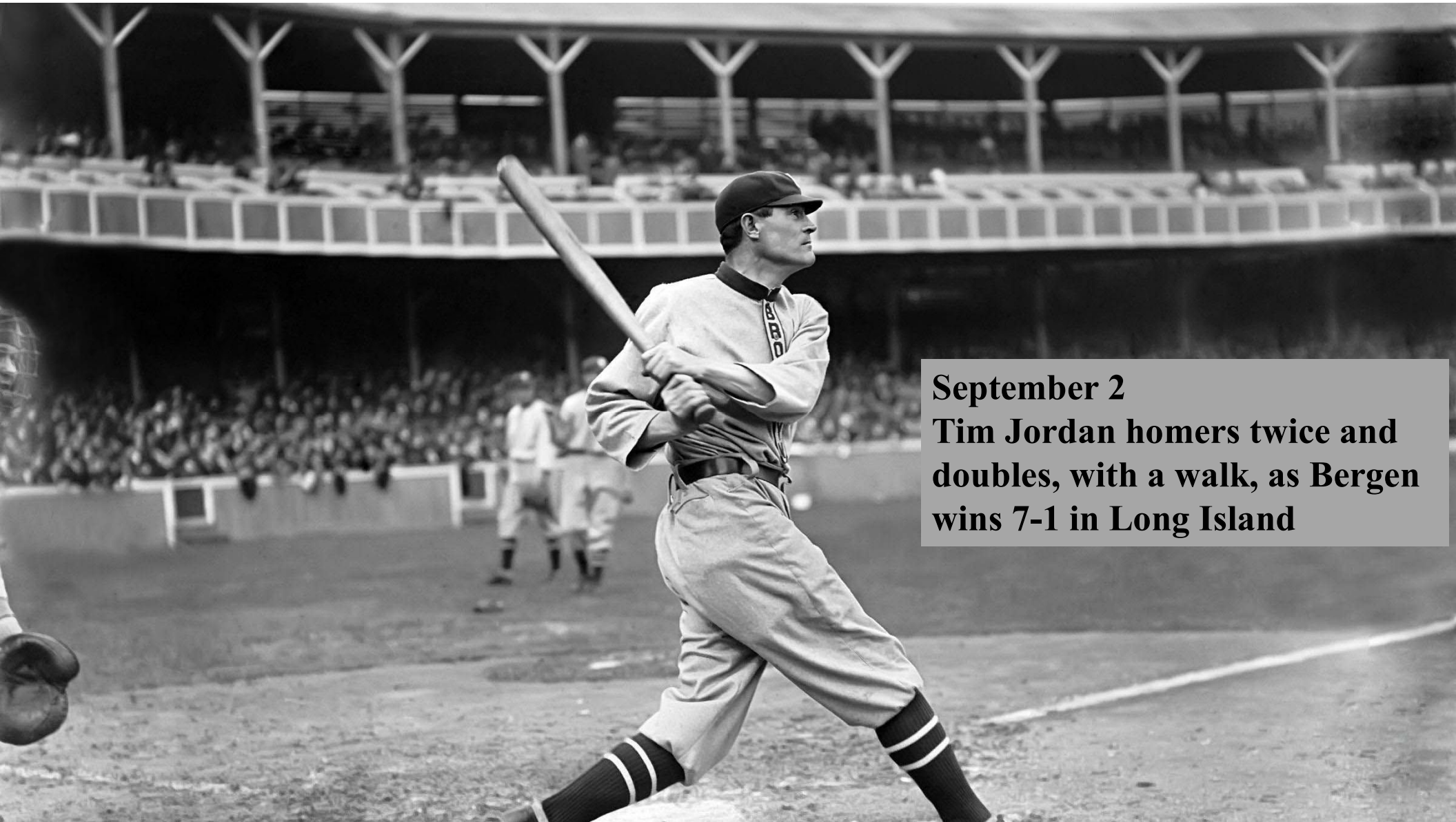
**April 23 – Harry Davis hits 2
home runs with 2 singles,
knocking in 6 runs for Hereford's
15-0 win in Hyde Park.**



APR 23 1954


June 16
Cy Seymour strokes
2 homers with a
single as Bradenton
wins 13-1 in Long
Island.






September 2
Tim Jordan homers twice and doubles, with a walk, as Bergen wins 7-1 in Long Island

**Sixteen times a player
scored 4 runs in a game**



**Frank Chance (Mexicali) and Fielder Jones (South Starrucca) each did it twice.
The other dozen players to score 4 runs in a single game this year were**

**Terry Leach (CS),
Honus Wagner (WA),
Bob Ganley (GW),
Joe Tinker (PR),
Red Murray (TU),
Walt Thomas (LT),
Claude Ritchey (MI),
Sherry Magee (BU),
Bill Hinchman (CL),
John Kane (TU),
Mike Donlin (BU)
Otis Clymer (BE)**








**SEASONS
BEST**

August 31

Harry Steinfeldt drove in a season best SEVEN (7) runs for the Naps as Cleveland won 13-2 in Hyde Park. Harry had 3 singles and was hit by a pitch





Five hitters drove in six runs in a single game this season:

4-23 Harry Davis, Hereford (2 home runs, 2 singles)

4-25 Wilbur Murdoch, Bergen (double, 3 singles)

5-02 Mike Donlin, Buffalo (triple, 3 singles)

9-02 Tim Jordan, Bergen (double, 2 home runs)

9-17 Otis Clymer, Bergen (2 singles, 2 doubles, triple)



PATIENCE

Ten times this season a player drew four (4) walks in one game:

Bergen's Ben Egan was the only player to do it twice – May 7 vs CL and June 3 vs HP

Others included

Del Howard (April 12 for London vs HP)

Johnny Evers (April 23 for Hereford vs HP)

Tim Jordan (May 20 for Bergen vs BU)

Fred Clarke (June 26 for Mimosa vs WA)

Walt Thomas (July 22 for London vs TU)

Jimmy Sheckard (August 3 for Hyde Park vs CS)

Roger Bresnahan (also August 3 for Grand Rapids vs PR)

And, perhaps most impressively, pitcher Sam Leever (August 8 for Mimosa vs HP)

thou shalt

not steal



Nineteen (19) times this season a player stole three bases in one game.

Jake Stahl did it twice for Waukesha. Only three (3) players did it at home – Jimmy Slagle (PR), Frank Delahanty (ME) and Charlie Hemphill (CL) – the rest were sent by the Micro Managers.

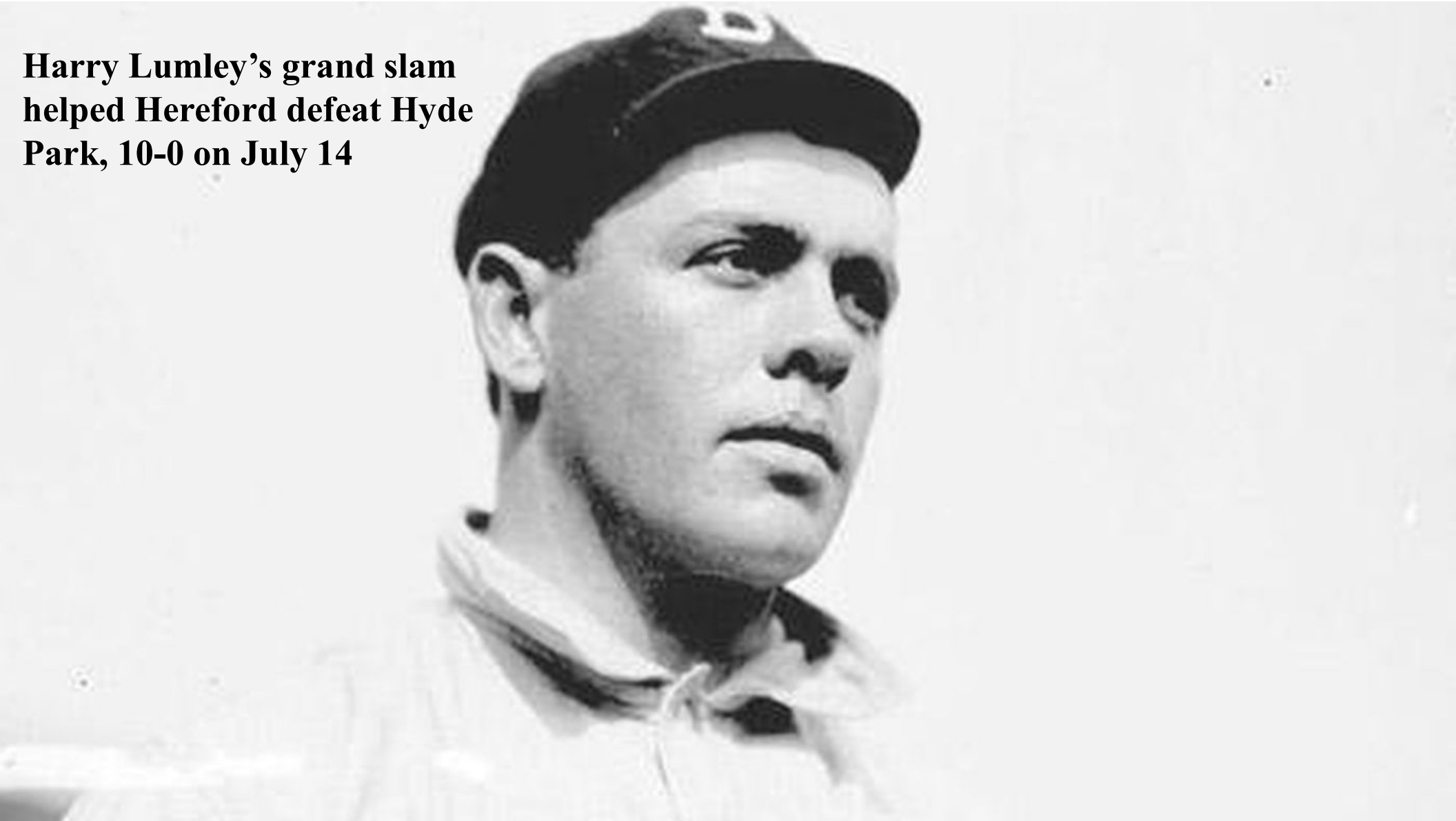
Delahanty needed 15 innings for his effort. Bill Bradley (TU) and Harry Bemis (CS) did it in 13 innings. Frank Chance (ME) needed 11 innings and Red Murray (TU) needed 10 innings, and 4 tries. Others that needed extra attempts were Jack Hannifin (HH, 4) and John Hummel (TU, 5 attempts).

Completing the group were George Moriarty (BU), Terry Turner (CS), Neal Ball (SO), Wally Clement (LT), Cy Seymour (BR), Harry Pattee (HP), Ginger Beaumont (MI) and Queenie O'Rourke (HP).



**Two grand slam home runs
were hit in the 1909 season.**


**Harry Lumley's grand slam
helped Hereford defeat Hyde
Park, 10-0 on July 14**



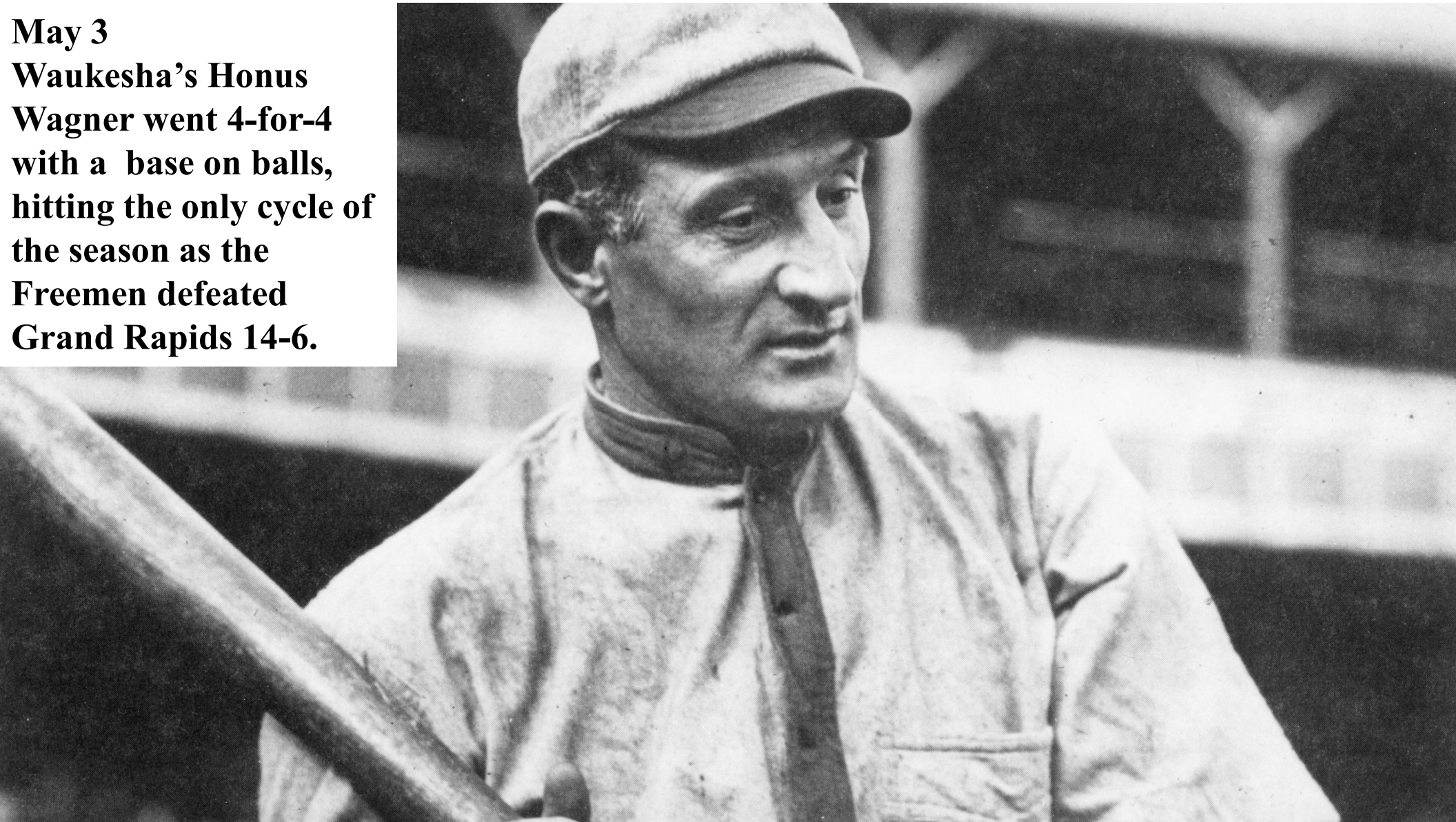
Roy Hartzell hit his grand slam on September 23 for Hyde Park, but the Vitamen still dropped a 13-9 decision to the Spiders in Cleveland.



CYCLES



May 3
Waukesha's Honus
Wagner went 4-for-4
with a base on balls,
hitting the only cycle of
the season as the
Freemen defeated
Grand Rapids 14-6.





Teams scored double digit runs in 113 of our 1,232 games this year. The most productive days came on

July 9 – Turin defeats the Islanders, 19-4 in Long Island

August 25 – Mimosa shuts out the Tecumsehs, 19-0, in London

There was not a single game when both teams scored in double digits.

10 Runs – 35 times

11 Runs – 25 times

12 Runs – 18 times

13 Runs – 11 times

14 Runs – 9 times

15 Runs - 6 times

16 Runs - 3 times

17 Runs - 1 time

18 Runs - 3 times

19 Runs - 2 times

**-----
Total - 113 times**



Twelve (12) times a team cracked 20 or more base hits in one ball game this season. The most were the 24 banged out by Grand Rapids and Mimosa.

The Mirthmakers did it four (4) times. Grand Rapids and Turin did it twice each.

The other clubs were

**Bergen
Bradenton
Buffalo
Waukesha**



STANDOUT

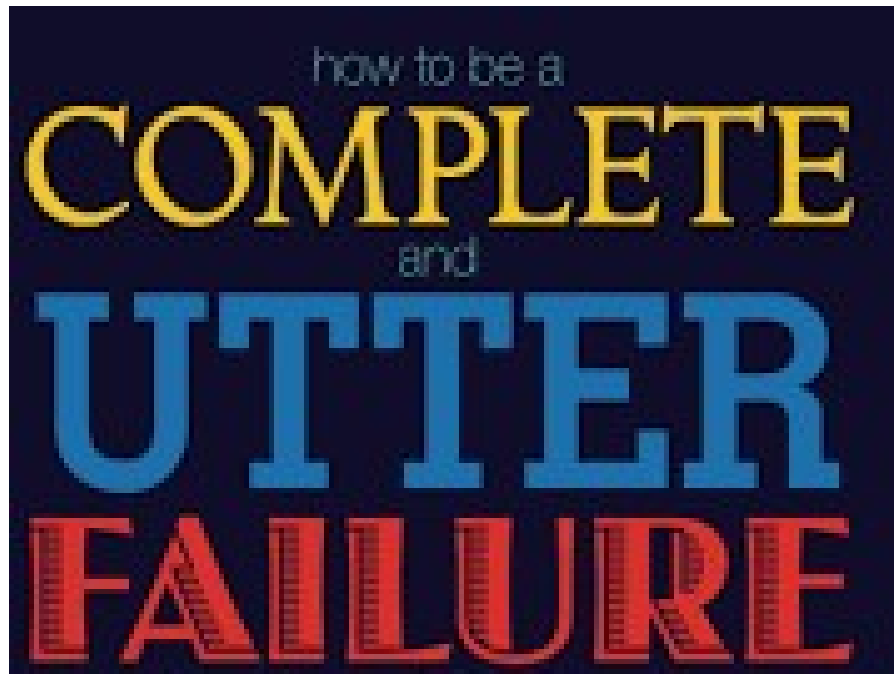
April 28

South Starrucca strands a season-high EIGHTEEN (18) runners on base, but still win, 8-1, in Highland

LOB

ERROR

Seventeen times this season, a team made six or more errors in one game, but only twice did they exceed that number. The Cleveland Naps committed seven errors in a 6-2 loss to Pittsburgh on April 25 while the Hyde Park Vitamen made seven errors in a 7-2 defeat on August 9 against Mimosa.



FUMBLE

FINGERS

I'm all thumbs.

There were 320 games this year (of the 1,232 played) when at least one player made two (2) or more errors. In four (4) of those games, a player made four (4) errors:

April 24 – Neal Ball (SO) shortstop

May 3 – Fred Payne (BU) catcher

April 25 – Roy Hobbs (CL) 2nd base

July 8 – Red Braun (HP) 1st base



DoublePlay


The image features the word "DoublePlay" in a bold, red, cursive-style font. The letters are thick and have a white outline. A dark blue shadow is cast behind the text, giving it a 3D appearance. Below the main text, there is a long, red, curved banner that tapers at both ends, also outlined in white and blue. The entire graphic is set against a plain white background.

five



4

The only team to turn five (5) double plays in a single game was Buffalo on May 5, but it took them 15 innings against Turin. Ten times a team turned exactly four (4) DP's in a game. Long Island did it twice. Waukesha did it in a 13-inning game. The other teams were Bergen, Bradenton, Grand Rapids, Hereford, London, Mimosa and Pittsburgh once each.





**We had NO TRIPLE PLAYS
this season.**

	W	L	PCT	GB	Mg #	STRK	Last 10	Home	Away	1 Run	X-Inn
TCBA Origins 1908 MLB											
Don Mahley Division											
South Starrucca Ainspans	98	56	.636	-	X	L 2	5-5	54-23	44-33	38-24	12-11
Cleveland Spiders	85	69	.552	13.0	-	W 2	6-4	52-25	33-44	40-20	17-8
Hyde Park Vitamen	49	105	.318	49.0	-	L 2	6-4	24-53	25-52	19-29	6-7
Long Island Islanders	37	117	.240	61.0	-	W 2	3-7	20-57	17-60	11-29	5-9
Stu McCorkindale Division											
Bergen Barflies	88	66	.571	-	X	W 1	6-4	48-29	40-37	33-24	14-6
Cleveland Naps	87	67	.565	1.0	-	L 2	6-4	43-34	44-33	24-24	7-8
Bradenton Buckeyes	83	71	.539	5.0	-	W 2	4-6	45-32	38-39	30-31	7-15
Mexicali Mallards	69	85	.448	19.0	-	L 1	4-6	34-43	35-42	27-28	6-4
Bill Kirwin Division											
Mimosa Mirthmakers	96	58	.623	-	X	W 1	5-5	53-24	43-34	33-25	5-7
Grand Rapids Wolverines	92	62	.597	4.0	-	W 2	6-4	50-27	42-35	31-26	11-8
Waukesha Freeman	85	69	.552	11.0	-	L 1	5-5	50-27	35-42	22-23	10-10
Pittsburgh Rebels	79	75	.513	17.0	-	L 2	4-6	40-37	39-38	27-28	6-10
Richard Seitz Division											
Buffalo Mules	86	68	.558	-	X	W 1	5-5	45-32	41-36	34-30	10-10
Turin Mountaineers	79	75	.513	7.0	-	L 1	5-5	42-35	37-40	23-36	12-12
London Tecumsehs	66	88	.429	20.0	-	L 1	4-6	33-44	33-44	31-30	13-7
Hereford Highlanders	53	101	.344	33.0	-	W 1	6-4	26-51	27-50	16-32	5-14

The McCorkindale provided the closest finish, as Bergen and Cleveland battled to the final day.

FINAL STANDINGS

1909

16 Teams	AVG	OBP	SLG	G	AB	H	2B	3B	HR	R	R/G	SO	BB	LOB	SB	CS	SBP
Mimosa Mirthmakers	.255	.316	.326	154	5122	1307	177	72	14	649	4.2	571	416	1054	124	85	59.3
Buffalo Mules	.254	.314	.331	154	5335	1357	214	74	16	650	4.2	642	425	1129	114	95	54.5
South Starrucca Ainspans	.248	.303	.305	154	5344	1325	160	57	10	627	4.1	659	417	1126	133	103	56.4
Waukesha Freeman	.246	.310	.317	154	5213	1285	190	64	17	615	4.0	656	439	1046	155	112	58.1
Cleveland Naps	.242	.306	.301	154	5141	1245	180	43	12	598	3.9	658	441	1098	122	95	56.2
Grand Rapids Wolverines	.242	.311	.323	154	5172	1251	231	69	17	662	4.3	621	469	1064	99	109	47.6
Cleveland Spiders	.234	.292	.297	154	5102	1196	207	42	10	542	3.5	670	388	1001	178	155	53.5
Pittsburgh Rebels	.231	.288	.288	154	5063	1169	156	46	14	513	3.3	607	384	999	121	102	54.3
Bergen Barflies	.229	.289	.296	154	5177	1185	141	48	36	541	3.5	697	416	1035	92	67	57.9
Turin Mountaineers	.226	.290	.293	154	5024	1134	156	72	12	546	3.5	747	413	990	146	135	52.0
Bradenton Buckeyes	.223	.291	.282	154	5094	1138	185	39	11	544	3.5	636	453	1046	90	69	56.6
Mexicali Mallards	.218	.281	.273	154	5087	1107	166	50	5	449	2.9	721	369	1077	133	82	61.9
Hereford Highlanders	.217	.282	.278	154	5080	1101	150	50	21	494	3.2	699	439	1002	119	96	55.3
London Tecumsehs	.217	.278	.279	154	5113	1108	180	49	14	488	3.2	652	408	1049	138	75	64.8
Long Island Islanders	.214	.270	.269	154	5144	1100	134	65	7	438	2.8	611	364	1029	52	53	49.5
Hyde Park Vitamen	.212	.272	.255	154	5098	1082	134	29	8	469	3.0	654	400	1018	154	85	64.4
TCBA Origins 1908 MLB	.232	.293	.295	1232	82309	19090	2761	869	224	8825	7.2	10501	6641	16763	1970	1518	56.5

Mimosa led in hitting (.255) and OBP% (.316).

Buffalo led in slugging (.331) with Grand Rapids leading the way in scoring (4.3 rpg), walks (469) and doubles (231).

Buffalo led in triples (74) and Bergen in home runs (36).

Cleveland Spiders led in stolen bases (178) but London was the most effective in stealing (64.8%)

Turin struck out 747 times while Mimosa fanned only 571 times.

16 Teams	ERA	G	CG	SHO	QS	SV	IP	H	R	ER	HR	SO	BB	HB	WP	BK	OBA
Bergen Barflies	1.96	154	100	17	104	10	1405.1	1048	474	306	11	556	310	61	14	3	.206
Turin Mountaineers	2.04	154	80	20	104	10	1405.1	1101	470	319	14	694	361	50	15	0	.216
Bradenton Buckeyes	2.18	154	81	21	106	20	1406.2	1071	434	341	6	769	401	47	26	1	.213
Pittsburgh Rebels	2.26	154	118	25	104	4	1391.0	1047	437	350	11	690	417	44	35	0	.212
Mimosa Mirthmakers	2.30	154	72	19	101	22	1383.1	1090	478	354	11	586	379	41	12	1	.216
Cleveland Naps	2.31	154	94	29	96	11	1386.2	1138	515	356	15	785	361	49	10	1	.220
South Starrucca Ainspans	2.31	154	63	12	92	23	1419.1	1156	458	365	12	594	367	44	10	2	.222
Waukesha Freeman	2.49	154	68	11	98	14	1401.2	1114	528	388	7	586	462	47	13	0	.219
Grand Rapids Wolverines	2.54	154	87	21	106	12	1412.0	1190	484	399	11	606	443	60	22	0	.232
Buffalo Mules	2.66	154	96	18	99	8	1406.2	1200	535	415	7	666	437	53	13	0	.235
Cleveland Spiders	2.67	154	98	17	87	7	1403.2	1140	533	416	30	754	408	48	17	2	.221
London Tecumsehs	2.87	154	74	13	86	9	1385.2	1260	644	442	22	701	479	60	33	0	.244
Mexicali Mallards	3.03	154	75	15	85	11	1378.2	1277	610	464	13	661	432	49	15	1	.247
Hereford Highlanders	3.18	154	93	13	81	4	1383.2	1328	673	489	14	701	423	51	26	0	.251
Hyde Park Vitamen	3.87	154	72	6	63	9	1370.2	1494	755	589	18	537	496	67	21	3	.281
Long Island Islanders	3.87	154	63	9	63	5	1362.0	1436	797	586	22	615	465	46	28	0	.269
TCBA Origins 1908 MLB	2.65	1232	1334	266	1475	179	22302.1	19090	8825	6579	224	10501	6641	817	310	14	.232

Bergen (1.96) won the Team ERA title. Cleveland Naps threw a league high 29 shutouts. South Starrucca recorded 23 saves. Pittsburgh's 118 complete games topped the list. Bradenton and Grand Rapids each had 106 Quality Starts.

Cleveland Naps fanned 785 hitters while Hyde Park walked 496 batters. The Hyde Park wild men also hit 67 opponents. The Cleveland Spiders served up a league high 30 home runs.

Pittsburgh threw 35 wild pitches Bergen and Hyde Park were each charged with 3 balks.

South Starrucca threw the most innings (1,419).

The opposition hit only .206 against Bergen.

16 Teams	FLD	G	PO	A	E	DP	TP	PB	OSB	OCS	OSBP	OSBA	DER	UER	UERP
Grand Rapids Wolverines	.976	154	4236	2066	155	131	0	22	101	97	51.0	.644	.723	85	17.6
Pittsburgh Rebels	.976	154	4173	1858	151	111	0	3	123	94	56.7	.796	.739	87	19.9
Buffalo Mules	.973	154	4220	1987	173	130	0	19	96	85	53.0	.614	.715	120	22.4
Bradenton Buckeyes	.971	154	4220	1755	178	95	0	3	137	105	56.6	.877	.729	93	21.4
South Starrucca Ainspans	.968	154	4258	1960	204	103	0	16	95	109	46.6	.602	.727	93	20.3
Mexicali Mallards	.965	154	4136	1972	220	140	0	12	91	84	52.0	.594	.694	146	23.9
Cleveland Spiders	.965	154	4211	1869	219	103	0	21	110	82	57.3	.705	.719	117	22.0
Mimosa Mirthmakers	.965	154	4150	1893	222	105	0	28	148	93	61.4	.963	.730	124	25.9
Waukesha Freeman	.963	154	4205	2085	241	120	0	23	116	81	58.9	.745	.725	140	26.5
Turin Mountaineers	.962	154	4216	1851	240	93	0	18	127	100	55.9	.813	.724	151	32.1
Hyde Park Vitamen	.961	154	4112	2091	251	120	0	14	139	135	50.7	.913	.665	166	22.0
Hereford Highlanders	.958	154	4151	1875	262	105	0	22	162	92	63.8	1.054	.683	184	27.3
Long Island Islanders	.958	154	4086	1996	266	116	0	22	140	110	56.0	.925	.668	211	26.5
Cleveland Naps	.955	154	4160	1780	277	110	0	18	113	70	61.7	.733	.705	159	30.9
London Tecumsehs	.955	154	4157	1973	287	135	0	13	100	87	53.5	.650	.688	202	31.4
Bergen Barflies	.954	154	4216	2055	300	89	0	17	172	94	64.7	1.102	.734	168	35.4
TCBA Origins 1908 MLB	.964	1232	66907	31066	3646	1806	0	271	1970	1518	56.5	.795	.710	2246	25.5

Grand Rapids fielders led the league with a .976 fielding average, but Pittsburgh committed the fewest errors (151). Bergen made 300 errors for a .954 average, while Long Island allowed 211 unearned runs.

Mexicali led the league with 140 double plays.

There were no triple plays.

Mimosa's 28 passed balls were a league high as were the 162 stolen bases allowed by Hereford (who threw out a league high 135 stealers).

Hyde Park's 2,091 assists and South Starrucca's 4,258 putouts were league highs.

	SO	CS	HP	LI	BE	CL	BR	ME	MI	GW	WA	PR	BU	TU	LT	HH
TCBA Origins 1908 MLB																
Don Mahley Division																
South Starrucca Ainspans		9-9	15-3	12-6	4-4	7-1	6-2	4-4	4-4	5-3	3-5	5-3	7-2	6-3	6-3	5-4
Cleveland Spiders	9-9		13-5	13-5	2-6	4-4	5-3	5-3	3-5	4-4	7-1	3-5	2-7	4-5	5-4	6-3
Hyde Park Vitamen	3-15	5-13		13-5	0-8	3-5	1-7	2-6	0-8	2-6	2-6	3-5	1-8	4-5	5-4	5-4
Long Island Islanders	6-12	5-13	5-13		1-7	2-6	2-6	4-4	0-8	1-7	2-6	0-8	1-8	0-9	4-5	4-5
Stu McCorkindale Division																
Bergen Barflies	4-4	6-2	8-0	7-1		9-9	8-10	10-8	3-6	5-4	5-4	4-5	3-5	3-5	6-2	7-1
Cleveland Naps	1-7	4-4	5-3	6-2	9-9		11-7	14-4	5-4	2-7	5-4	5-4	3-5	4-4	7-1	6-2
Bradenton Buckeyes	2-6	3-5	7-1	6-2	10-8	7-11		10-8	5-4	5-4	4-5	4-5	5-3	5-3	2-6	8-0
Mexicali Mallards	4-4	3-5	6-2	4-4	8-10	4-14	8-10		3-6	5-4	3-6	3-6	4-4	5-3	5-3	4-4
Bill Kirwin Division																
Mimosa Mirthmakers	4-4	5-3	8-0	8-0	6-3	4-5	4-5	6-3		8-10	9-9	13-5	5-3	5-3	4-4	7-1
Grand Rapids Wolverines	3-5	4-4	6-2	7-1	4-5	7-2	4-5	4-5	10-8		9-9	10-8	5-3	6-2	7-1	6-2
Waukesha Freeman	5-3	1-7	6-2	6-2	4-5	4-5	5-4	6-3	9-9	9-9		12-6	5-3	3-5	4-4	6-2
Pittsburgh Rebels	3-5	5-3	5-3	8-0	5-4	4-5	5-4	6-3	5-13	8-10	6-12		6-2	4-4	4-4	5-3
Richard Seitz Division																
Buffalo Mules	2-7	7-2	8-1	8-1	5-3	5-3	3-5	4-4	3-5	3-5	3-5	2-6		12-6	9-9	12-6
Turin Mountaineers	3-6	5-4	5-4	9-0	5-3	4-4	3-5	3-5	3-5	2-6	5-3	4-4	6-12		10-8	12-6
London Tecumsehs	3-6	4-5	4-5	5-4	2-6	1-7	6-2	3-5	4-4	1-7	4-4	4-4	9-9	8-10		8-10
Hereford Highlanders	4-5	3-6	4-5	5-4	1-7	2-6	0-8	4-4	1-7	2-6	2-6	3-5	6-12	6-12	10-8	

This year's outliers were Turin's 9-0 record against Long Island and South Starrucca's 15-3 mark against Hyde Park Bergen was 8-0 against Hyde Park while Mimosa was undefeated against both HP and Long Island (16-0)



Batting	AVG	OBP	SLG	G	AB	H	2B	3B	HR	R	R/G	SO	BB	LOB	SB	CS	SBP	RRpW
TCBA Origins 1908 MLB	.232	.293	.295	1232	82309	19090	2761	869	224	8825	7.2	10501	6641	16763	1970	1518	56.5	8.90
Pitching	ERA	G	CG	SHO	QS	SV	IP	H	R	ER	HR	SO	BB	HB	WP	BK	OBA	
TCBA Origins 1908 MLB	2.65	1232	1334	266	1475	179	22302.1	19090	8825	6579	224	10501	6641	817	310	14	.232	
Fielding	FLD	G	PO	A	E	DP	TP	PB	OSB	OCS	OSBP	OSBA	DER	UER	UERP			
TCBA Origins 1908 MLB	.964	1232	66907	31066	3646	1806	0	271	1970	1518	56.5	.795	.710	2246	25.5			

1908 Major League Baseball comparison

.239/.297/.305	2.37 ERA 3.38 rpg	.959 fielding pct	MLB
.232/.293/.295	2.65 ERA 3.60 rpg	.964 fielding pct	ORIGINS