

TCBA

2020

**Twentieth Century Baseball Association**

**2020**





**\$200-HO**  
**Fernando Tatis**

**\$167-HH**  
**Pete Alonso**

**\$163-BT**  
**Chris Paddack**

**\$162-EA**  
**Mike Soroka**

**\$161-HO**  
**Vladimir Guerrero**

**\$159-SI**  
**Eloy Jimenez**

**\$124-SS**  
**Gavin Lux**

**\$121-FF**  
**Yordan Alvarez**

**Max Fried**  
**\$110-FR**

**Bo Bichette**  
**\$90-BT**

**Sandy Alcantara**  
**\$83-ID**

**Victor Robles**  
**\$82-FR**

**Mike Yastrzemski**  
**\$80-BR**

**Bryan Reynolds**  
**\$76-WC**

**John Means**  
**\$73-MR**

**Luis Arraez**  
**\$72-FR**





**\$72-MR**  
**Will**  
**Smith**

**\$71-WA**  
**Cavan**  
**Biggio**

**\$71-GU**  
**Yonny**  
**Chirinos**

**\$70-RI**  
**Zach**  
**Plesac**

**\$68-HI**  
**Keston**  
**Hiura**

**\$65-WC**  
**Zac**  
**Gallen**

**\$62-WA**  
**Carson**  
**Kelly**

**\$58-SI**  
**Francisco**  
**Mejia**

**Tommy**  
**Edmon**  
**\$55-EB**

**Oscar**  
**Mercado**  
**\$53-WC**

**Brendan**  
**Rodgers**  
**\$49-SS**

**Michael**  
**Chavis**  
**\$48-EB**

**Garrett**  
**Hampson**  
**\$48-EB**

**Nick**  
**Senzel**  
**\$48-BR**

**Aristides**  
**Aquino**  
**\$44-WC**

**Nico**  
**Hoerner**  
**\$44-SI**





**\$44-HH**  
**Austin**  
**Riley**



**\$40-RI**  
**Giovanny**  
**Gallegos**



**\$38-HH**  
**Luis**  
**Urias**




**\$34-GU**  
**Ranger**  
**Suarez**



**\$30-EA**  
**Trent**  
**Grisham**



**\$28-AR**  
**Casey**  
**Sadler**



**\$26-LI**  
**Sam**  
**Hilliard**

**Daniel**  
**Ponce de Leon**  
**\$23-WC**

**Zack**  
**Littell**  
**\$22-RO**

**Jacob**  
**Webb**  
**\$22-RO**

**Josh**  
**Taylor**  
**\$21-GU**

**Kevin**  
**Ginkel**  
**\$20-EB**

**Rowan**  
**Wick**  
**\$16-MR**



# Free Agents

	A	B	C	D	E	F	G	H	I	J	K	L
1	<b>TCBA FREE AGENT DRAFT -- March 14, 2020</b>											
2	<b>TEAM</b>	<b>Round #1</b>	<b>Round #2</b>	<b>Round #3</b>	<b>Round #4</b>	<b>Round #5</b>	<b>Round #6</b>	<b>Round #7</b>	<b>Round #8</b>	<b>Round #9</b>	<b>Round #10</b>	<b>Round #11</b>
3	<b>Silver Spring</b>	Urshela(ID)	Yamamoto	Viloria	S.Anderson	M.Barnes	T.Clark					
4	<b>Rapidan</b>	C.Walker	M.Kelly	Pannone	Cortez	Peters	W.Castillo	M.Taylor	Tarpley	Duggar		
5	<b>Hilton Head</b>	B.McKay	McGuire	Lovelady	Erlin	C.Davis						
6	<b>Bethsda</b>	Civale	(NE) Ford	Cordero	Bryce	Plawicki	Drury					
7	<b>Fargo</b>	Canning	Kikuchi	(SS) Straw	Au.Nola	Van Meter	France	Gallagher	Hale	Crichton	E.Swanson	
8	<b>Bradenton</b>	Cease	N.Lowe	Beaty	H.Castro	Trevino	Farmer	Fulmer				
9	<b>Hor'shoe Bay</b>	Haseley	Long	Munoz	Toro	Alexander	Collins	B.Martin	Agrazel	Font	C.Buchholz	M.Reynolds
10	<b>Arlington</b>	D.Santana	(EA) Wojciechow	T.Cole	J.Rogers	Jurado	Bowman	L.Bard	Goins			
11	<b>Newark</b>	(LI) M.Keller	(LI) Beede	(HH) Naylor	Dubon							
12	<b>Innisfree</b>	Turnbull	Beeks	Buttrey	Ri.Martin	Perdomo	Walden	Ynoa	Whistler	Demerit		
13	<b>Waukesha</b>	Bassit	V.Reyes	R.Ruiz	Alonso	Thaiss						
14	<b>Gunpowder</b>	Alberto	Thornton	Nido	Rengifo	D.Smith Jr	Cessa					
15	<b>Rochester</b>	(HH) Solak	Duffy	Solano	Y.Lopez	Kittridge						
16	<b>Beacon</b>	(SS) Houser	(LI) Webb	Santander	W.Castro	Brosseau	Margevicious					
17	<b>Evanston</b>	A.Young	Milone	K.Ryan	Stephanson	Murphy						
18	<b>Morgantown</b>	H.Ramirez	Marshall	Waguespeck	Stratton	Montero						
19	<b>Eastport</b>	Tauchmann	N.Anderson	Berti	T.Hill	Kinley	Quinn					
20	<b>Farmington</b>	Stalling	Drake	Vogt	Clase	Estevez	Maile					
21	<b>Scranton</b>	Sandoval	Tucker	J.Rojas	Fr.Valdez	Poche						
22	<b>West Coast</b>	Allard	Voth	S.Brown	Goode	Y.Garcia	Webb	Wendelken	Barlow			
23	<b>Hereford</b>	James	I.Diaz	Lambert	(RO) Starling	Hernandez	Chang	Diaz				
24	<b>Long Island</b>	Quantrill	(HH) J.Suarez	(NE) Dickerson	(NE) Baez	Rainey	A.Adams					
25	<b>Mimosa</b>	Cooper	Kolarek	Garneau	M.Freeman	(BB) Locastro	R.Harper	C.Gonzales	Travis	Lopes		
26	<b>Edinburgh</b>	(SS) N.Lopez	Tellez	(SS) Helsley	A.Bass	(SS) Daza	C.Stewart	Shafer	Wynns	D.Lugo	Newberry	
27												









Beacon



**Braves**

1-Starling Marte, CF 2-Eric Sogard, 2B 3-Nolan Arenado, 3B 4-Michael Brantley, LF  
5-Ramon Laureano, RF 6-Jean Segura, SS 7-Paul Goldschmidt, 1B 8-Roberto Perez, C  
9-Gerrit Cole, P



**BEACON BRAVES**  
**2020 Opening Day**  
**Starting Lineup**



**Bob Braun**

**207 Landover Drive  
Richlands, NC 28574**

**(919) 478-6080**

**Vitabob66@gmail.com**

U-TCBA20 - Beacon Braves - Player Batting

35 Players	Tm	Lg	AVG	G	AB	R	H	2B	3B	HR	TB	RBI	SO	BB	ASB	SB	CS	SBP	GDP
ROE, C.	BB	TCBA	.500	20	2	1	1	0	0	0	1	1	0	1	0	0	0	-	0
PRESSLY, R.	BB	TCBA	.500	51	2	0	1	0	0	0	1	0	0	0	0	0	0	-	0
CASTRO, W.	BB	TCBA	.412	10	34	7	14	2	0	0	16	3	7	4	0	0	0	-	2
ARENADO, N.	BB	TCBA	.345	152	592	117	204	35	3	49	392	134	86	48	10	4	6	40.0	7
BROSSEAU, M.	BB	TCBA	.336	59	140	23	47	8	1	7	78	28	38	8	1	1	0	100.0	4
BRANTLEY, M.	BB	TCBA	.323	137	474	70	153	32	1	24	259	84	51	41	2	1	1	50.0	11
PEREZ, H.	BB	TCBA	.316	23	38	7	12	2	0	5	29	15	12	1	1	1	0	100.0	0
WALKER, N.	BB	TCBA	.280	88	132	19	37	12	0	4	61	17	33	17	0	0	0	-	1
LAUREANO, R.	BB	TCBA	.277	131	429	69	119	28	4	19	212	72	120	25	18	15	3	83.3	3
GOLDSCHMIDT, P.	BB	TCBA	.273	162	582	83	159	22	2	32	281	100	148	64	1	1	0	100.0	8
HEYWARD, J.	BB	TCBA	.271	94	229	44	62	8	2	11	107	30	42	22	12	9	3	75.0	1
SOGARD, E.	BB	TCBA	.269	128	412	61	111	18	0	12	165	45	76	30	8	5	3	62.5	3
LOCASTRO, T.	BB	TCBA	.262	25	65	9	17	1	2	0	22	5	14	2	14	14	0	100.0	1
MARTE, S.	BB	TCBA	.261	136	525	96	137	40	5	22	253	54	83	21	36	32	4	88.9	10
SEGURA, J.	BB	TCBA	.252	151	571	70	144	30	2	15	223	54	94	29	11	9	2	81.8	5
REDDICK, J.	BB	TCBA	.247	108	235	25	58	7	1	5	82	23	36	12	4	2	2	50.0	5
PEREZ, R.	BB	TCBA	.239	138	393	42	94	8	1	25	179	77	112	43	0	0	0	-	15
HECHAVARRIA, A.	BB	TCBA	.234	75	171	26	40	8	1	10	80	22	42	7	3	2	1	66.7	3
LEON, S.	BB	TCBA	.207	25	58	3	12	0	0	2	18	5	12	4	0	0	0	-	1
BADER, H.	BB	TCBA	.204	66	113	25	23	3	0	4	38	13	33	16	16	12	4	75.0	2
SUCRE, J.	BB	TCBA	.184	41	98	7	18	3	0	0	21	3	16	7	0	0	0	-	3
PAXTON, J.	BB	TCBA	.169	29	59	5	10	3	0	0	13	3	20	2	0	0	0	-	0
HERNANDEZ, E.	BB	TCBA	.154	10	13	1	2	0	0	0	2	1	7	0	0	0	0	-	0
MONTAS, F.	BB	TCBA	.150	16	40	4	6	0	0	0	6	2	11	3	0	0	0	-	0
COLE, G.	BB	TCBA	.145	32	76	9	11	2	0	0	13	1	21	4	0	0	0	-	4
JACKSON, L.	BB	TCBA	.111	47	9	0	1	0	0	0	1	0	6	2	0	0	0	-	0
LOPEZ, P.	BB	TCBA	.108	17	37	1	4	3	0	0	7	0	22	0	0	0	0	-	0
BUMGARNER, M.	BB	TCBA	.103	33	68	9	7	0	0	0	7	2	33	10	0	0	0	-	0
KRATZ, E.	BB	TCBA	.087	12	23	2	2	2	0	0	4	1	3	3	0	0	0	-	0
STROMAN, M.	BB	TCBA	.013	33	76	2	1	0	0	0	1	1	30	0	0	0	0	-	2
GILES, K.	BB	TCBA	.000	52	3	0	0	0	0	0	0	0	1	0	0	0	0	-	0
GOTT, T.	BB	TCBA	.000	15	2	0	0	0	0	0	0	0	1	0	0	0	0	-	0
KAHNLE, T.	BB	TCBA	.000	51	3	0	0	0	0	0	0	0	1	0	0	0	0	-	0
NERIS, H.	BB	TCBA	.000	60	3	0	0	0	0	0	0	0	1	0	0	0	0	-	0
HENDRIKS, L.	BB	TCBA	.000	61	2	0	0	0	0	0	0	0	0	0	0	0	0	-	0
Beacon Braves			.264	2288	5709	837	1507	277	25	246	2572	796	1212	426	137	108	29	78.8	91



35 Players	Tm	Lg	AVG	OBP	SLG	OPS	ISO	SECA	TA	RCON	RC	RC/G	PA	IBB	HBP	SH	SF
ROE, C.	BB	TCBA	.500	.500	.500	1.000	.000	.500	2.000	.5	.9	12.0	4	0	0	0	1
PRESSLY, R.	BB	TCBA	.500	.500	.500	1.000	.000	.000	1.000	.2	.5	13.5	2	0	0	0	0
CASTRO, W.	BB	TCBA	.412	.474	.471	.944	.059	.176	.909	3.4	7.2	8.8	38	0	0	0	0
ARENADO, N.	BB	TCBA	.345	.392	.662	1.054	.318	.395	1.117	71.2	152.6	10.1	653	8	4	0	9
BROSSEAU, M.	BB	TCBA	.336	.367	.557	.924	.221	.286	.897	11.2	27.8	7.6	150	0	0	0	2
BRANTLEY, M.	BB	TCBA	.323	.377	.546	.924	.224	.310	.913	38.4	96.4	7.7	522	4	3	0	4
PEREZ, H.	BB	TCBA	.316	.333	.763	1.096	.447	.500	1.192	5.0	9.9	10.3	39	0	0	0	0
WALKER, N.	BB	TCBA	.280	.362	.462	.825	.182	.311	.813	6.7	23.3	6.5	150	0	0	0	0
LAUREANO, R.	BB	TCBA	.277	.317	.494	.811	.217	.303	.804	18.5	69.5	5.8	461	2	2	0	5
GOLDSCHMIDT, P.	BB	TCBA	.273	.347	.483	.829	.210	.321	.810	28.5	100.2	6.2	652	3	3	0	3
HEYWARD, J.	BB	TCBA	.271	.335	.467	.802	.197	.319	.813	9.4	37.7	5.9	255	2	1	1	2
SOGARD, E.	BB	TCBA	.269	.318	.400	.718	.131	.209	.651	2.8	53.6	4.7	444	1	0	0	2
LOCASTRO, T.	BB	TCBA	.262	.351	.338	.690	.077	.323	.918	4.5	10.7	5.9	74	0	7	0	0
MARTE, S.	BB	TCBA	.261	.306	.482	.788	.221	.314	.796	21.9	78.6	5.2	563	1	14	1	2
SEGURA, J.	BB	TCBA	.252	.296	.391	.686	.138	.201	.618	-1.7	67.6	4.2	609	0	7	0	2
REDDICK, J.	BB	TCBA	.247	.282	.349	.631	.102	.153	.522	-6.6	22.0	3.2	248	0	0	0	1
PEREZ, R.	BB	TCBA	.239	.314	.455	.770	.216	.326	.707	9.5	52.9	4.6	437	4	0	0	0
HECHAVARRIA, A.	BB	TCBA	.234	.280	.468	.748	.234	.281	.689	2.0	21.6	4.3	183	1	4	1	0
LEON, S.	BB	TCBA	.207	.270	.310	.580	.103	.172	.489	-2.5	5.0	2.8	64	0	1	1	0
BADER, H.	BB	TCBA	.204	.333	.336	.670	.133	.345	.750	1.3	14.5	4.0	136	0	6	1	0
SUCRE, J.	BB	TCBA	.184	.252	.214	.467	.031	.102	.361	-7.7	5.2	1.7	107	1	2	0	0
PAXTON, J.	BB	TCBA	.169	.197	.220	.417	.051	.085	.306	-6.0	2.9	1.5	66	0	0	5	0
HERNANDEZ, E.	BB	TCBA	.154	.154	.154	.308	.000	.000	.182	-1.8	.4	.8	14	0	0	1	0
MONTAS, F.	BB	TCBA	.150	.209	.150	.359	.000	.075	.265	-4.8	1.6	1.2	45	0	0	2	0
COLE, G.	BB	TCBA	.145	.185	.171	.356	.026	.079	.246	-9.2	2.3	.8	89	0	0	8	1
JACKSON, L.	BB	TCBA	.111	.273	.111	.384	.000	.222	.375	-.9	.5	1.5	12	0	0	1	0
LOPEZ, P.	BB	TCBA	.108	.108	.189	.297	.081	.081	.212	-5.4	.9	.6	42	0	0	5	0
BUMGARNER, M.	BB	TCBA	.103	.218	.103	.321	.000	.147	.279	-8.7	2.5	1.0	83	0	0	5	0
KRATZ, E.	BB	TCBA	.087	.222	.174	.396	.087	.217	.381	-2.3	1.1	1.4	27	0	1	0	0
STROMAN, M.	BB	TCBA	.013	.013	.013	.026	.000	.000	.013	-18.3	-.0	-.0	80	0	0	4	0
GILES, K.	BB	TCBA	.000	.000	.000	.000	.000	.000	.000	-.8	.0	.0	3	0	0	0	0
GOTT, T.	BB	TCBA	.000	.000	.000	.000	.000	.000	.000	-.5	.0	.0	3	0	0	1	0
KAHNLE, T.	BB	TCBA	.000	.000	.000	.000	.000	.000	.000	-.8	.0	.0	3	0	0	0	0
NERIS, H.	BB	TCBA	.000	.000	.000	.000	.000	.000	.000	-.8	.0	.0	3	0	0	0	0
HENDRIKS, L.	BB	TCBA	.000	.000	.000	.000	.000	.000	.000	-.5	.0	.0	2	0	0	0	0
Beacon Braves			.264	.319	.451	.770	.187	.275	.731	155.9	830.4	5.1	6263	27	55	37	34

16 Pitchers	Tm	Lg	W	L	PCT	SV	ERA	G	GS	CG	SHO	QS	IP	H	R	ER	HR	SO	BB
PRESSLY, R.	BB	TCBA	7	3	.700	2	1.77	51	0	0	0	0	61.0	32	13	12	7	62	19
GILES, K.	BB	TCBA	7	2	.778	5	2.07	52	0	0	0	0	61.0	28	16	14	8	66	21
SUCRE, J.	BB	TCBA	0	0	-	0	2.25	2	0	0	0	0	4.0	2	1	1	0	1	4
ROE, C.	BB	TCBA	2	1	.667	2	2.32	20	0	0	0	0	31.0	24	16	8	3	37	18
HENDRIKS, L.	BB	TCBA	5	6	.455	36	2.88	61	0	0	0	0	65.2	38	23	21	9	74	19
LOPEZ, P.	BB	TCBA	12	3	.800	0	2.91	17	17	1	1	10	105.0	89	34	34	12	89	26
COLE, G.	BB	TCBA	17	7	.708	0	3.04	32	31	8	3	21	224.2	149	79	76	39	281	53
MONTAS, F.	BB	TCBA	7	4	.636	0	3.24	16	16	1	1	9	108.1	86	46	39	17	114	23
STROMAN, M.	BB	TCBA	12	5	.706	0	3.35	33	33	3	1	19	206.2	164	85	77	29	194	58
NERIS, H.	BB	TCBA	2	0	1.000	3	3.77	60	0	0	0	0	57.1	39	25	24	8	61	23
PAXTON, J.	BB	TCBA	15	7	.682	0	3.87	29	27	4	2	15	172.0	152	78	74	29	183	73
BUMGARNER, M.	BB	TCBA	16	8	.667	0	4.51	33	33	3	1	16	211.1	206	108	106	34	202	71
JACKSON, L.	BB	TCBA	2	1	.667	4	4.88	47	0	0	0	0	55.1	64	34	30	12	59	34
KAHNLE, T.	BB	TCBA	4	5	.444	0	5.07	51	0	0	0	0	60.1	49	35	34	9	65	24
GOTT, T.	BB	TCBA	1	0	1.000	2	6.10	15	0	0	0	0	20.2	27	15	14	3	20	4
HERNANDEZ, E.	BB	TCBA	0	1	.000	1	6.39	10	5	1	0	1	43.2	69	36	31	10	41	17
Beacon Braves			109	53	.673	55	3.60	529	162	21	9	91	1488.0	1218	644	595	229	1549	487

16 Pitchers	Tm	Lg	SUP/9	R/9	ERA	BF/9	BR/9	H/9	BB/9	SO/9	HR/9	ERPT	OBA	BF	BR	IBB	HB	WP	BK
PRESSLY, R.	BB	TCBA	.0	1.92	1.77	34.2	7.2	4.7	2.5	9.1	1.03	18.2	.150	232	49	2	0	1	0
GILES, K.	BB	TCBA	.0	2.36	2.07	34.1	7.1	4.1	3.0	9.7	1.18	16.2	.135	231	48	1	0	0	0
SUCRE, J.	BB	TCBA	.0	2.25	2.25	36.0	13.5	4.5	9.0	2.3	.00	1.0	.167	16	6	0	0	1	0
ROE, C.	BB	TCBA	.0	4.65	2.32	39.8	12.8	7.0	5.2	10.7	.87	7.3	.205	137	44	0	2	0	0
HENDRIKS, L.	BB	TCBA	.0	3.15	2.88	35.1	8.1	5.2	2.6	10.1	1.23	11.5	.165	256	59	0	2	2	0
LOPEZ, P.	BB	TCBA	6.2	2.91	2.91	36.0	10.4	7.6	2.1	7.6	1.03	18.0	.234	420	121	1	7	0	0
COLE, G.	BB	TCBA	5.3	3.16	3.04	34.7	8.2	6.0	2.1	11.3	1.56	35.2	.186	867	205	1	4	0	0
MONTAS, F.	BB	TCBA	6.2	3.82	3.24	36.8	9.9	7.1	1.9	9.5	1.41	14.6	.213	443	119	0	10	2	0
STROMAN, M.	BB	TCBA	4.7	3.70	3.35	36.7	10.1	7.1	2.5	8.4	1.26	25.3	.213	843	231	0	9	6	0
NERIS, H.	BB	TCBA	.0	3.92	3.77	36.3	9.1	6.1	2.8	9.6	1.26	4.4	.194	231	58	5	1	0	0
PAXTON, J.	BB	TCBA	4.7	4.08	3.87	38.3	12.1	8.0	3.8	9.6	1.52	11.1	.237	732	231	0	6	5	0
BUMGARNER, M.	BB	TCBA	5.5	4.60	4.51	38.5	12.3	8.8	3.0	8.6	1.45	-1.4	.252	905	288	0	11	2	0
JACKSON, L.	BB	TCBA	.0	5.53	4.88	41.2	16.1	10.4	5.5	9.6	1.95	-2.6	.298	253	99	0	1	1	0
KAHNLE, T.	BB	TCBA	.0	5.22	5.07	37.4	11.0	7.3	3.4	9.7	1.34	-4.1	.219	251	74	1	2	1	0
GOTT, T.	BB	TCBA	.0	6.53	6.10	40.9	14.4	11.8	1.7	8.7	1.31	-3.8	.307	94	33	0	2	0	0
HERNANDEZ, E.	BB	TCBA	3.1	7.42	6.39	44.7	18.1	14.2	3.5	8.5	2.06	-9.4	.350	217	88	0	2	0	0
Beacon Braves			3.8	3.90	3.60	37.1	10.6	7.4	2.9	9.4	1.39	141.5	.221	6128	1753	11	59	21	0



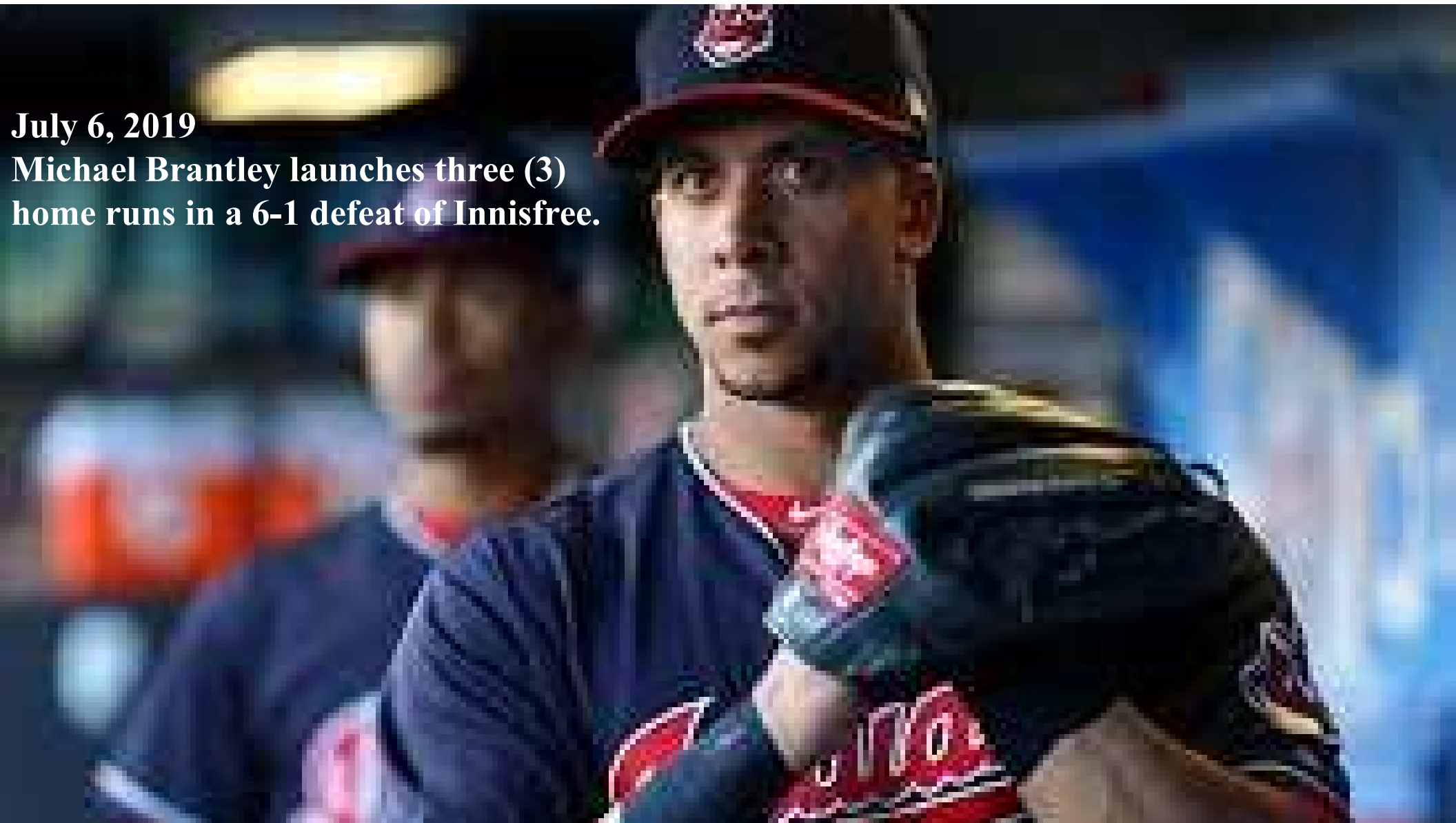
**June 25, 2019**

**Nolan Arenado hits three (3) home runs in a 6-3 win against Fargo**



**July 6, 2019**

**Michael Brantley launches three (3)  
home runs in a 6-1 defeat of Innisfree.**





**July 19, 2019**

**Gerrit Cole 1-hits the Senators  
while winning 14-0 in Silver Spring**


**August 22**

**Cole again throws a 1-hitter on  
the road. Despite allowing two  
unearned runs to score, he  
prevails, 4-2, in Waukesha.**



**July 23, 2019**

**Gerrit Cole strikes out a  
season high 15 Senators,  
winning 3-1 in Silver Spring**



**The Braves hit only one grand slam home run this year, but it was quite a blast. On August 7, 2019 the Braves trailed the Polos, 7-5 going into the bottom of the 9<sup>th</sup>. With no outs, Beacon scored a run and loaded the bases for Nolan Arenado, who had earlier homered. His 2<sup>nd</sup> HR of the day was a walk-off grand slam.**



Bethesda



MD

Bambinos



# BETHESDA BAMBINOS 2020 Opening Day Starting Lineup



- 1-Anthony Rizzo, 1B
- 2-David Dahl, CF
- 3-Kris Bryant, RF
- 4-Jorge Soler, LF
- 5-Miguel Sano, 3B
- 6-Carlos Correa, SS
- 7-Brandon Lowe, 2B
- 8-Tony Wolters, C
- 9-Shane Bieber, P

# **Frank Tedeschi**

**19620 Bruner Way  
Poolesville, MD 20837  
(301) 473-2079  
frankt@comcast.net**



36 Players	Tm	Lg	AVG	G	AB	R	H	2B	3B	HR	TB	RBI	SO	BB	ASB	SB	CS	SBP	GDP
VAZQUEZ, F.	BT	TCBA	.500	55	4	0	2	0	0	0	2	1	0	0	0	0	0	-	1
GUZMAN, R.	BT	TCBA	.500	2	2	1	1	1	0	0	2	1	0	0	0	0	0	-	0
DAHL, D.	BT	TCBA	.342	118	298	68	102	20	5	21	195	67	88	26	5	3	2	60.0	3
SMITH, K.	BT	TCBA	.338	30	65	13	22	3	0	3	34	11	11	8	0	0	0	-	0
KENNEDY, I.	BT	TCBA	.333	49	3	1	1	0	0	1	4	1	0	0	0	0	0	-	0
DAVIS, J.	BT	TCBA	.318	128	387	61	123	19	1	22	210	66	72	31	0	0	0	-	11
RIZZO, A.	BT	TCBA	.315	131	527	100	166	31	4	29	292	76	95	59	2	2	0	100.0	8
SOLER, J.	BT	TCBA	.309	162	635	131	196	38	0	63	423	151	176	77	2	2	0	100.0	9
CORREA, C.	BT	TCBA	.307	101	264	48	81	12	0	27	174	56	58	30	2	2	0	100.0	10
ROJAS, M.	BT	TCBA	.300	101	303	38	91	18	0	5	124	41	46	17	4	4	0	100.0	7
PLAWECKI, K.	BT	TCBA	.296	21	54	10	16	6	0	2	28	10	10	4	0	0	0	-	0
SANO, M.	BT	TCBA	.286	119	374	75	107	13	2	34	226	75	134	53	0	0	0	-	4
BOYD, M.	BT	TCBA	.273	21	44	4	12	1	0	0	13	7	16	3	0	0	0	-	1
WOLTERS, T.	BT	TCBA	.259	90	266	24	69	14	2	2	93	24	51	20	0	0	0	-	3
McMAHON, R.	BT	TCBA	.253	146	435	74	110	16	0	23	195	50	136	59	1	1	0	100.0	6
OZUNA, M.	BT	TCBA	.251	146	415	62	104	24	0	24	200	68	96	29	8	7	1	87.5	17
BICHETTE, B.	BT	TCBA	.245	73	163	25	40	15	4	6	81	29	49	11	2	1	1	50.0	2
LOWE, B.	BT	TCBA	.240	109	275	44	66	17	3	13	128	47	88	27	8	7	1	87.5	1
BRYANT, K.	BT	TCBA	.227	146	556	109	126	25	3	29	244	78	147	53	3	3	0	100.0	9
CIVALE, A.	BT	TCBA	.200	11	20	2	4	0	0	0	4	0	7	1	0	0	0	-	0
HAPP, I.	BT	TCBA	.197	91	142	29	28	7	2	13	78	29	43	10	4	4	0	100.0	0
MILEY, W.	BT	TCBA	.191	27	47	8	9	1	0	0	10	4	10	6	0	0	0	-	2
MURPHY, T.	BT	TCBA	.174	96	242	26	42	12	0	14	96	30	84	13	0	0	0	-	3
BRADLEY, A.	BT	TCBA	.167	50	6	1	1	0	0	0	1	0	1	1	0	0	0	-	0
SNELL, B.	BT	TCBA	.152	16	33	2	5	0	0	0	5	1	7	2	0	0	0	-	1
MINOR, M.	BT	TCBA	.145	33	76	6	11	1	0	0	12	6	23	7	0	0	0	-	2
PADDACK, C.	BT	TCBA	.120	24	50	3	6	0	0	0	6	1	19	0	0	0	0	-	1
BIEBER, S.	BT	TCBA	.118	33	68	6	8	1	0	0	9	2	24	3	0	0	0	-	2
BREBBIA, J.	BT	TCBA	.111	57	9	1	1	0	0	0	1	0	5	0	0	0	0	-	0
CORDERO, J.	BT	TCBA	.000	33	2	0	0	0	0	0	0	0	0	0	0	0	0	-	0
CLIPPARD, T.	BT	TCBA	.000	36	1	0	0	0	0	0	0	0	0	0	0	0	0	-	0
HUDSON, D.	BT	TCBA	.000	46	1	0	0	0	0	0	0	0	1	0	0	0	0	-	0
RAMIREZ, N.	SI	TCBA	.000	7	1	0	0	0	0	0	0	0	0	0	0	0	0	-	0
SMITH, J.	BT	TCBA	.000	19	1	0	0	0	0	0	0	0	0	0	0	0	0	-	1
BRICE, A.	WC	TCBA	-	7	0	0	0	0	0	0	0	0	0	0	0	0	0	-	0
KIMBREL, C.	BT	TCBA	-	4	0	0	0	0	0	0	0	0	0	0	0	0	0	-	0
Bethesda Bambinos			.269	2338	5769	972	1550	295	26	331	2890	932	1497	550	41	36	5	87.8	104



Jorge Soler | OUTFIELD



RIZZO ANTHONY


## U-TCBA20 - Bethesda Bambinos - Player Batting

36 Players	Tm	Lg	AVG	OBP	SLG	OPS	ISO	SECA	TA	RCON	RC	RC/G	PA	IBB	HBP	SH	SF
VAZQUEZ, F.	BT	TCBA	.500	.500	.500	1.000	.000	.000	.667	.4	.5	4.5	4	0	0	0	0
GUZMAN, R.	BT	TCBA	.500	.500	1.000	1.500	.500	.500	2.000	.6	1.0	27.0	2	0	0	0	0
DAHL, D.	BT	TCBA	.342	.396	.654	1.051	.312	.403	1.124	36.2	78.0	10.4	328	1	2	0	2
SMITH, K.	BT	TCBA	.338	.411	.523	.934	.185	.308	.977	5.8	14.7	9.2	73	1	0	0	0
KENNEDY, I.	BT	TCBA	.333	.333	1.333	1.667	1.000	1.000	2.000	.9	1.3	18.0	3	0	0	0	0
DAVIS, J.	BT	TCBA	.318	.376	.543	.919	.225	.305	.902	30.8	77.3	7.5	428	3	7	0	3
RIZZO, A.	BT	TCBA	.315	.413	.554	.967	.239	.355	1.038	56.1	126.8	9.3	617	0	30	0	1
SOLER, J.	BT	TCBA	.309	.392	.666	1.058	.357	.482	1.145	82.2	169.7	10.2	725	2	11	0	2
CORREA, C.	BT	TCBA	.307	.383	.659	1.042	.352	.473	1.083	32.5	64.2	8.9	298	1	3	0	1
ROJAS, M.	BT	TCBA	.300	.344	.409	.753	.109	.178	.680	7.8	42.6	5.2	326	1	4	0	2
PLAWECKI, K.	BT	TCBA	.296	.367	.519	.885	.222	.296	.895	3.8	10.8	7.7	60	0	2	0	0
SANO, M.	BT	TCBA	.286	.373	.604	.977	.318	.460	1.030	37.5	87.2	8.6	429	4	0	0	2
BOYD, M.	BT	TCBA	.273	.313	.295	.608	.023	.091	.485	-1.1	4.2	3.2	50	1	0	2	1
WOLTERS, T.	BT	TCBA	.259	.331	.350	.681	.090	.165	.610	-.2	32.3	4.3	297	2	9	1	1
McMAHON, R.	BT	TCBA	.253	.341	.448	.789	.195	.333	.770	16.2	69.3	5.6	496	4	0	0	2
OZUNA, M.	BT	TCBA	.251	.297	.482	.779	.231	.316	.717	11.9	54.7	4.4	448	1	0	0	4
BICHETTE, B.	BT	TCBA	.245	.293	.497	.790	.252	.319	.738	4.0	23.1	4.9	174	3	0	0	0
LOWE, B.	BT	TCBA	.240	.316	.465	.781	.225	.345	.787	9.5	43.1	5.5	309	3	4	0	1
BRYANT, K.	BT	TCBA	.227	.321	.439	.760	.212	.313	.740	14.5	81.8	5.0	635	0	25	0	1
CIVALE, A.	BT	TCBA	.200	.238	.200	.438	.000	.050	.313	-1.8	1.2	1.7	23	0	0	2	0
HAPP, I.	BT	TCBA	.197	.247	.549	.796	.352	.451	.807	4.6	20.7	4.8	154	0	0	0	2
MILEY, W.	BT	TCBA	.191	.283	.213	.496	.021	.149	.400	-3.0	3.2	1.9	59	0	0	6	0
MURPHY, T.	BT	TCBA	.174	.214	.397	.611	.223	.277	.537	-9.2	20.3	2.7	257	0	0	0	2
BRADLEY, A.	BT	TCBA	.167	.286	.167	.452	.000	.167	.400	-.5	.4	2.0	8	0	0	1	0
SNELL, B.	BT	TCBA	.152	.200	.152	.352	.000	.061	.241	-4.0	1.0	.9	36	0	0	1	0
MINOR, M.	BT	TCBA	.145	.217	.158	.375	.013	.105	.284	-8.5	3.1	1.1	90	0	0	7	0
PADDACK, C.	BT	TCBA	.120	.120	.120	.240	.000	.000	.133	-8.2	.8	.4	56	0	0	6	0
BIEBER, S.	BT	TCBA	.118	.155	.132	.287	.015	.059	.194	-10.0	1.5	.6	76	0	0	5	0
BREBBIA, J.	BT	TCBA	.111	.111	.111	.222	.000	.000	.125	-1.5	.1	.4	9	0	0	0	0
CORDERO, J.	BT	TCBA	.000	.000	.000	.000	.000	.000	.000	-.5	.0	.0	2	0	0	0	0
CLIPPARD, T.	BT	TCBA	.000	.000	.000	.000	.000	.000	.000	-.3	.0	.0	1	0	0	0	0
HUDSON, D.	BT	TCBA	.000	.000	.000	.000	.000	.000	.000	-.3	.0	.0	1	0	0	0	0
RAMIREZ, N.	SI	TCBA	.000	.000	.000	.000	.000	.000	.000	-.3	.0	.0	1	0	0	0	0
SMITH, J.	BT	TCBA	.000	.000	.000	.000	.000	.000	.000	-.3	-.0	-.0	1	0	0	0	0
BRICE, A.	WC	TCBA	-	-	-	-	-	-	-	.0	-	-	0	0	0	0	0
KIMBREL, C.	BT	TCBA	-	-	-	-	-	-	-	.0	-	-	0	0	0	0	0
Bethesda Bambinos			.269	.341	.501	.842	.232	.333	.826	305.6	999.8	6.2	6476	27	97	31	27




18 Pitchers	Tm	Lg	W	L	PCT	SV	ERA	G	GS	CG	SHO	QS	IP	H	R	ER	HR	SO	BB
BRICE, A.	WC	TCBA	1	0	1.000	0	1.00	7	0	0	0	0	9.0	4	1	1	1	11	3
SMITH, J.	BT	TCBA	3	1	.750	2	1.52	19	0	0	0	0	23.2	9	4	4	2	19	11
VAZQUEZ, F.	BT	TCBA	5	2	.714	29	2.08	55	0	0	0	0	65.0	29	16	15	8	67	13
BREBBIA, J.	BT	TCBA	3	0	1.000	3	2.44	57	0	0	0	0	77.1	61	24	21	5	77	21
BRADLEY, A.	BT	TCBA	2	2	.500	2	2.73	50	1	0	0	1	69.1	54	22	21	7	70	28
BIEBER, S.	BT	TCBA	15	8	.652	0	2.86	33	32	1	1	20	208.0	159	73	66	19	221	58
PADDACK, C.	BT	TCBA	11	4	.733	0	3.26	24	24	0	0	18	146.1	116	57	53	23	147	32
KIMBREL, C.	BT	TCBA	0	0	-	0	3.38	4	0	0	0	0	5.1	5	2	2	0	12	6
CORDERO, J.	BT	TCBA	5	2	.714	2	3.60	33	0	0	0	0	40.0	35	17	16	12	39	5
MINOR, M.	BT	TCBA	18	8	.692	0	3.72	33	33	3	1	17	222.2	170	96	92	31	202	76
KENNEDY, I.	BT	TCBA	4	2	.667	3	3.74	49	0	0	0	0	65.0	56	30	27	8	58	23
SNELL, B.	BT	TCBA	8	3	.727	0	3.84	16	14	1	1	7	84.1	82	38	36	9	109	25
BOYD, M.	BT	TCBA	7	3	.700	0	3.98	21	20	2	1	11	129.0	120	60	57	26	175	30
MILEY, W.	BT	TCBA	12	9	.571	0	4.22	27	27	0	0	14	168.1	161	88	79	23	127	62
CLIPPARD, T.	BT	TCBA	2	1	.667	2	4.61	36	0	0	0	0	41.0	35	24	21	8	46	15
RAMIREZ, N.	SI	TCBA	0	0	-	0	4.91	7	0	0	0	0	11.0	13	6	6	2	13	2
CIVALE, A.	BT	TCBA	4	5	.444	0	5.11	11	11	0	0	5	61.2	53	41	35	13	35	27
HUDSON, D.	BT	TCBA	9	3	.750	1	5.57	46	0	0	0	0	53.1	52	34	33	13	39	25
Bethesda Bambinos			109	53	.673	44	3.56	528	162	7	4	93	1480.1	1214	633	585	210	1467	462

18 Pitchers	Tm	Lg	SUP/9	R/9	ERA	BF/9	BR/9	H/9	BB/9	SO/9	HR/9	ERPT	OBA	BF	BR	IBB	HB	WP	BK
BRICE, A.	WC	TCBA	.0	1.00	1.00	34.0	7.0	4.0	3.0	11.0	1.00	3.5	.129	34	7	0	0	0	0
SMITH, J.	BT	TCBA	.0	1.52	1.52	32.7	7.6	3.4	4.2	7.2	.76	7.7	.120	86	20	0	0	0	0
VAZQUEZ, F.	BT	TCBA	.0	2.22	2.08	33.1	6.2	4.0	1.7	9.3	1.11	17.2	.131	239	45	1	4	2	0
BREBBIA, J.	BT	TCBA	.0	2.79	2.44	35.6	9.5	7.1	2.4	9.0	.58	17.3	.217	306	82	0	0	0	0
BRADLEY, A.	BT	TCBA	.9	2.86	2.73	36.9	10.5	7.0	3.5	9.1	.91	13.3	.213	284	81	1	0	0	0
BIEBER, S.	BT	TCBA	4.5	3.16	2.86	36.7	9.7	6.9	2.4	9.6	.82	37.0	.205	848	224	2	9	2	1
PADDACK, C.	BT	TCBA	6.6	3.51	3.26	35.5	9.3	7.1	1.9	9.0	1.41	19.4	.218	577	152	1	5	2	0
KIMBREL, C.	BT	TCBA	.0	3.38	3.38	45.6	18.6	8.4	10.1	20.3	.00	.6	.238	27	11	0	0	0	0
CORDERO, J.	BT	TCBA	.0	3.83	3.60	35.8	9.0	7.9	1.1	8.8	2.70	3.8	.227	159	40	0	0	1	0
MINOR, M.	BT	TCBA	6.5	3.88	3.72	36.7	10.3	6.9	3.1	8.2	1.25	18.2	.209	909	256	0	10	2	0
KENNEDY, I.	BT	TCBA	.0	4.15	3.74	37.4	10.8	7.8	2.8	8.0	1.11	5.2	.233	270	78	3	2	1	0
SNELL, B.	BT	TCBA	6.1	4.06	3.84	38.8	12.2	8.8	2.7	11.6	.96	5.7	.248	364	114	0	7	0	2
BOYD, M.	BT	TCBA	7.0	4.19	3.98	36.8	10.5	8.4	2.0	12.2	1.81	6.8	.245	527	151	1	2	1	0
MILEY, W.	BT	TCBA	4.8	4.70	4.22	39.0	12.6	8.6	3.3	6.8	1.23	4.3	.248	729	235	1	13	1	0
CLIPPARD, T.	BT	TCBA	.0	5.27	4.61	38.2	11.4	7.7	3.1	10.1	1.76	-.7	.227	174	52	1	3	1	0
RAMIREZ, N.	SI	TCBA	.0	4.91	4.91	39.3	12.3	10.6	1.6	10.6	1.64	-.6	.289	48	15	0	0	0	0
CIVALE, A.	BT	TCBA	5.4	5.98	5.11	38.4	11.7	7.7	3.9	5.1	1.90	-4.5	.226	263	80	0	0	1	0
HUDSON, D.	BT	TCBA	.0	5.74	5.57	39.8	12.8	8.8	3.9	6.6	2.19	-6.6	.249	236	76	2	1	0	0
Bethesda Bambinos			4.0	3.85	3.56	37.0	10.5	7.4	2.7	8.9	1.28	147.7	.220	6080	1719	13	56	14	3



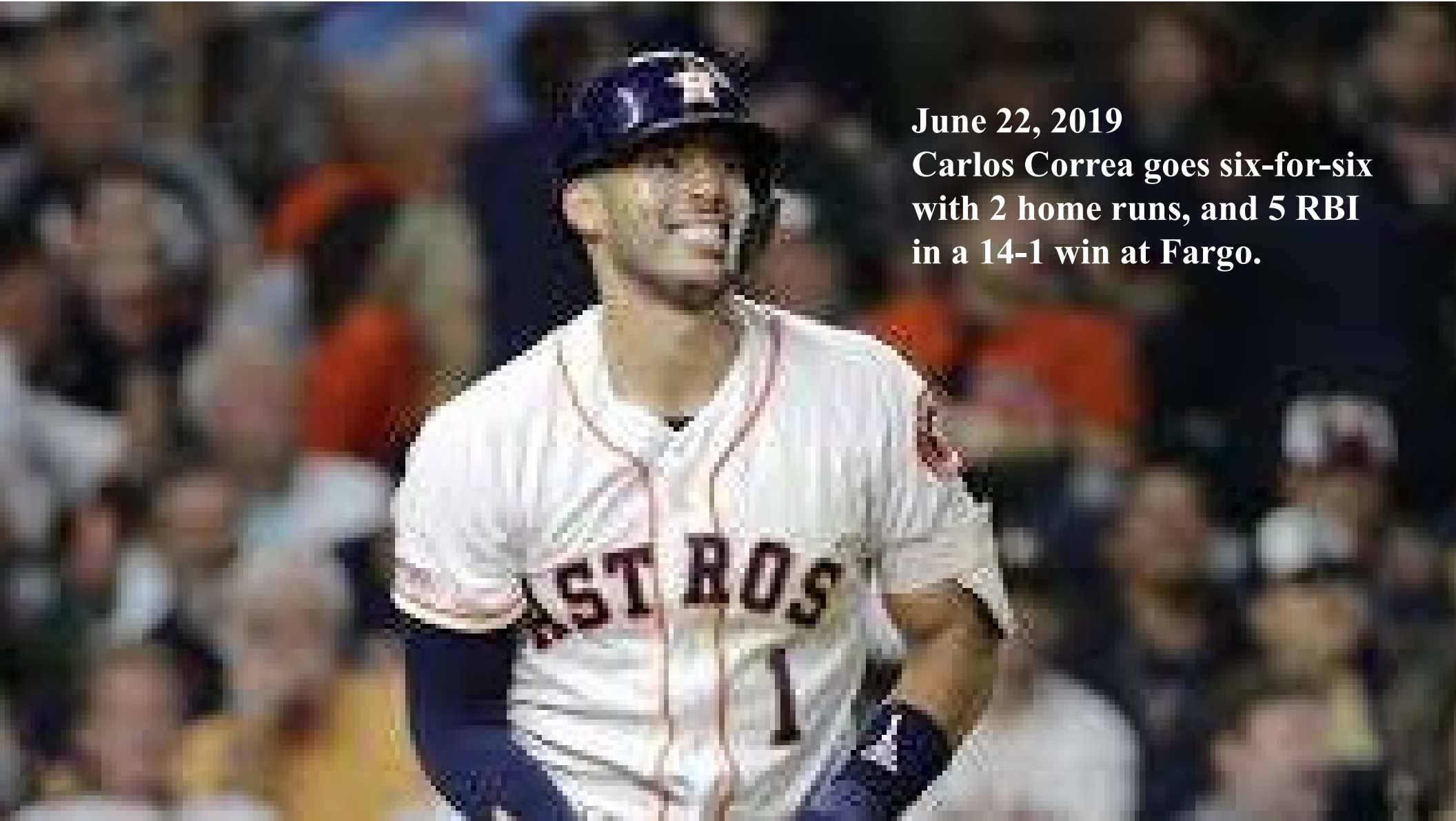
**April 14, 2019**

**Kris Bryant drives in nine (9) runs with a single, double and two home runs in a 21-4 route of Horseshoe Bay**





**Jorge Soler hit three (3) home runs with a single against Scranton on May 9, then duplicated the exact deed, two days later, on May 11 against the Spanish Flies.**



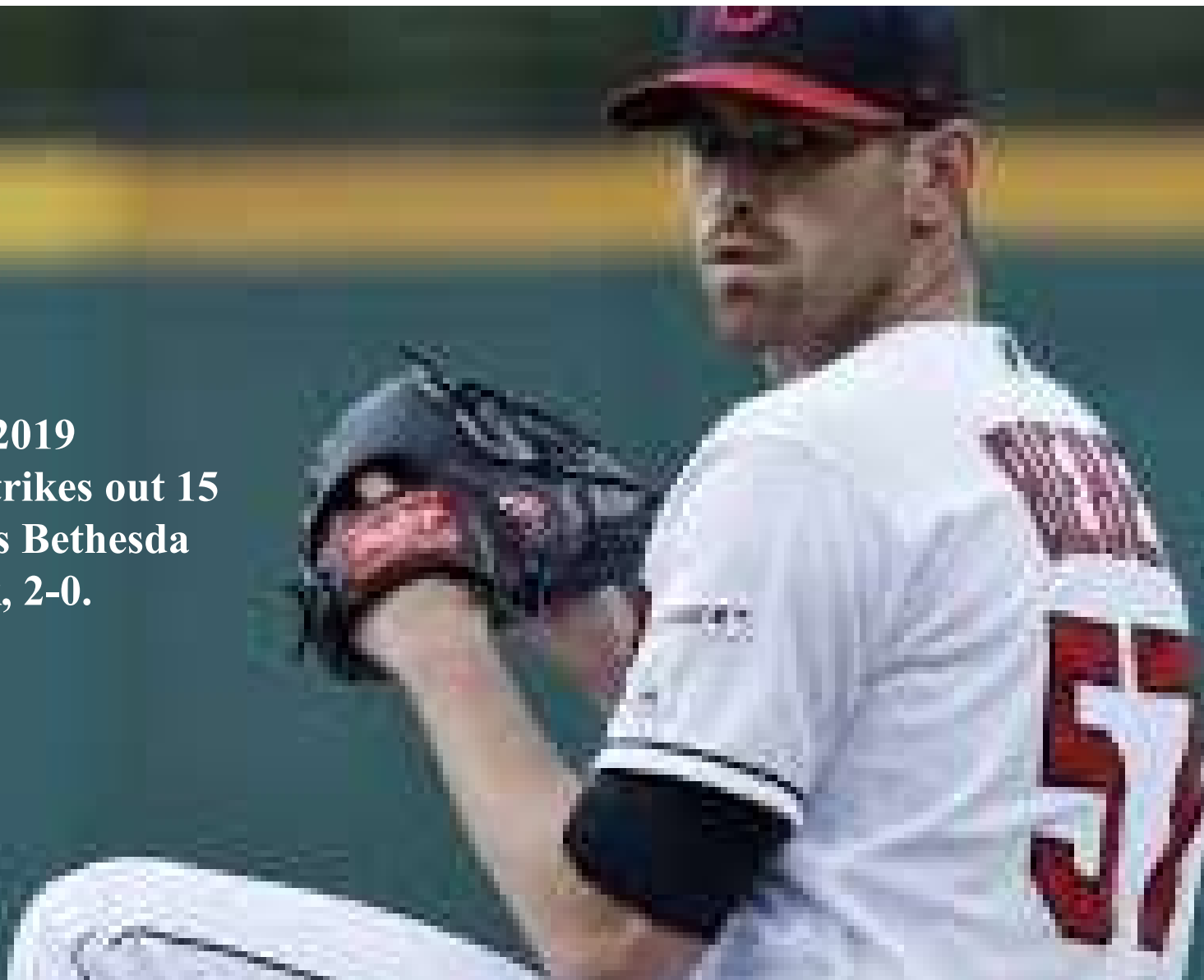
**June 22, 2019**

**Carlos Correa goes six-for-six  
with 2 home runs, and 5 RBI  
in a 14-1 win at Fargo.**



**July 19, 2019**  
**Anthony Rizzo hits**  
**three (3) home runs and**  
**singles in a 7-1 win at**  
**Hereford.**



**September 12, 2019**  
**Shane Bieber strikes out 15**  
**in 7.2 innings as Bethesda**  
**defeats Newark, 2-0.**



**Bethesda hit nine (9) grand slams this season.  
Clockwise, from right: Jorge Soler (2), Miguel Sano (2), Kris Bryant (2), Ryan McMahon, Brandon Lowe, and Carlos Correa were the hitters that connected with the bases loaded.**









## NEWARK EAGLES 2020 Opening Day Starting Lineup

1-Alex Avila, C 2-Justin Turner, 3B 3-JD Martinez, RF 4-Mike Ford, 1B 5- Eric Thames, LF 6-Brian Dozier, 2B 7-Jay Bruce, CF 8-Gordon Beckham, SS 9-Justin Verlander, P





# **Jim LaFargue**


**4 Ocean Avenue**

**North Middletown, NJ 07748**

**(732) 495-3337**

**[newarkeagles@gmail.com](mailto:newarkeagles@gmail.com)**

36 Players	Tm	Lg	AVG	G	AB	R	H	2B	3B	HR	TB	RBI	SO	BB	ASB	SB	CS	SBP	GDP
McCARTHY, K.	NE	TCBA	.429	14	7	3	3	0	0	0	3	0	1	0	0	0	0	-	0
KENDRICK, H.	NE	TCBA	.342	119	322	51	110	19	0	14	171	48	42	35	2	1	1	50.0	6
PENCE, H.	NE	TCBA	.312	102	295	49	92	22	0	23	183	61	69	18	4	4	0	100.0	2
HEALY, R.	NE	TCBA	.306	24	62	14	19	5	0	9	51	14	18	5	0	0	0	-	1
SIMMONS, A.	NE	TCBA	.289	126	395	49	114	21	0	13	174	53	34	16	11	10	1	90.9	7
FISHER, D.	NE	TCBA	.271	52	96	21	26	3	1	5	46	15	33	18	4	3	1	75.0	4
TURNER, J.	NE	TCBA	.267	109	431	73	115	23	0	29	225	62	84	37	1	0	1	.0	9
MARTINEZ, J.	NE	TCBA	.264	146	554	100	146	41	0	39	304	98	120	63	0	0	0	-	13
ENCARNACION, E.	NE	TCBA	.260	110	385	64	100	19	0	36	227	86	94	38	1	1	0	100.0	16
ARROYO, C.	NE	TCBA	.259	13	27	4	7	1	0	1	11	5	13	1	0	0	0	-	1
TOMLIN, J.	NE	TCBA	.250	29	4	1	1	0	0	0	1	0	1	1	0	0	0	-	0
DOZIER, B.	NE	TCBA	.246	122	411	67	101	26	1	18	183	46	99	65	8	3	5	37.5	8
McCUTCHEM, A.	NE	TCBA	.246	92	228	41	56	10	2	10	100	34	48	50	5	5	0	100.0	7
GOMES, Y.	NE	TCBA	.244	59	123	12	30	6	0	5	51	19	32	12	0	0	0	-	3
CHIRINOS, R.	NE	TCBA	.242	104	310	44	75	19	1	12	132	29	89	44	0	0	0	-	8
THAMES, E.	NE	TCBA	.229	117	401	59	92	36	1	20	190	62	131	48	1	0	1	.0	1
GONZALES, E.	NE	TCBA	.227	49	128	14	29	4	2	1	40	10	37	7	3	3	0	100.0	3
DICKERSON, A.	NE	TCBA	.222	84	194	22	43	15	0	4	70	22	46	10	1	1	0	100.0	6
FORD, M.	NE	TCBA	.216	63	125	22	27	3	0	12	66	26	35	20	0	0	0	-	3
BECKHAM, G.	NE	TCBA	.215	33	65	11	14	7	0	1	24	9	19	6	2	2	0	100.0	2
AVILA, A.	NE	TCBA	.203	77	177	34	36	7	0	11	76	29	80	45	0	0	0	-	7
DUBON, M.	NE	TCBA	.196	62	112	15	22	5	0	3	36	9	23	7	6	6	0	100.0	2
BERRIOS, J.	NE	TCBA	.179	34	67	12	12	2	0	0	14	6	15	5	0	0	0	-	0
BRUCE, J.	NE	TCBA	.171	103	310	30	53	11	0	17	115	37	95	22	1	1	0	100.0	4
VERLANDER, J.	NE	TCBA	.169	35	65	6	11	0	0	0	11	4	12	5	0	0	0	-	1
QUINTANA, J.	NE	TCBA	.161	31	62	1	10	2	0	0	12	1	21	1	0	0	0	-	1
LESTER, J.	NE	TCBA	.103	27	58	2	6	0	0	2	12	4	25	5	0	0	0	-	1
GONZALES, M.	NE	TCBA	.092	35	65	4	6	0	0	0	6	3	20	4	0	0	0	-	2
HARRIS, W.	NE	TCBA	.000	45	7	0	0	0	0	0	0	0	3	0	0	0	0	-	0
DYSON, S.	NE	TCBA	.000	49	5	0	0	0	0	0	0	0	4	0	0	0	0	-	0
BAEZ, M.	NE	TCBA	.000	24	4	0	0	0	0	0	0	0	2	0	0	0	0	-	0
PENA, F.	NE	TCBA	.000	16	3	0	0	0	0	0	0	0	1	1	0	0	0	-	0
ROBLES, H.	NE	TCBA	.000	57	3	0	0	0	0	0	0	0	0	0	0	0	0	-	0
HARDY, B.				3	0	1	0	0	0	0	0	1	0	2	0	0	0	-	0
BRACH, B.	NE	TCBA	.000	2	1	0	0	0	0	0	0	0	1	0	0	0	0	-	0
WOOD, H.	NE	TCBA	.000	38	1	1	0	0	0	0	0	0	1	0	0	0	0	-	0
Newark Eagles			.246	2205	5503	827	1356	307	8	285	2534	793	1348	591	50	40	10	80.0	118



36 Players	Tm	Lg	AVG	OBP	SLG	OPS	ISO	SECA	TA	RCON	RC	RC/G	PA	IBB	HBP	SH	SF
McCARTHY, K.	NE	TCBA	.429	.429	.429	.857	.000	.000	.750	.4	1.3	8.7	7	0	0	0	0
KENDRICK, H.	NE	TCBA	.342	.409	.531	.941	.189	.298	.954	29.1	69.9	8.6	359	7	2	0	0
PENCE, H.	NE	TCBA	.312	.352	.620	.973	.308	.383	1.010	28.5	66.3	8.6	319	1	2	0	3
HEALY, R.	NE	TCBA	.306	.362	.823	1.185	.516	.597	1.295	10.1	18.5	11.1	69	0	1	0	1
SIMMONS, A.	NE	TCBA	.289	.317	.441	.758	.152	.215	.696	9.6	54.9	5.0	417	0	1	4	1
FISHER, D.	NE	TCBA	.271	.386	.479	.865	.208	.417	.893	7.0	17.8	6.4	115	1	0	0	0
TURNER, J.	NE	TCBA	.267	.342	.522	.864	.255	.339	.844	24.9	76.6	6.3	483	1	13	0	2
MARTINEZ, J.	NE	TCBA	.264	.340	.549	.889	.285	.399	.876	37.2	102.5	6.5	622	2	2	0	2
ENCARNACION, E.	NE	TCBA	.260	.329	.590	.918	.330	.431	.897	29.2	70.2	6.2	432	1	4	0	5
ARROYO, C.	NE	TCBA	.259	.344	.407	.751	.148	.185	.714	.8	3.9	4.8	32	0	3	0	1
TOMLIN, J.	NE	TCBA	.250	.400	.250	.650	.000	.250	.667	.0	.5	4.5	5	0	0	0	0
DOZIER, B.	NE	TCBA	.246	.349	.445	.795	.200	.353	.780	15.0	65.1	5.4	478	1	1	0	1
McCUTCHEEN, A.	NE	TCBA	.246	.381	.439	.819	.193	.434	.872	15.0	41.5	6.2	281	1	1	0	2
GOMES, Y.	NE	TCBA	.244	.314	.415	.729	.171	.268	.667	1.6	16.0	4.4	137	1	1	0	1
CHIRINOS, R.	NE	TCBA	.242	.353	.426	.779	.184	.326	.765	11.9	48.6	5.4	365	0	10	0	1
THAMES, E.	NE	TCBA	.229	.328	.474	.801	.244	.362	.801	15.5	66.5	5.8	461	0	11	0	1
GONZALEZ, E.	NE	TCBA	.227	.265	.313	.577	.086	.164	.490	-4.8	10.7	2.8	136	0	0	0	1
DICKERSON, A.	NE	TCBA	.222	.271	.361	.631	.139	.196	.535	-4.5	17.8	3.1	207	1	3	0	0
FORD, M.	NE	TCBA	.216	.359	.528	.887	.312	.472	.941	9.8	25.2	6.6	156	1	9	0	2
BECKHAM, G.	NE	TCBA	.215	.311	.369	.680	.154	.277	.660	.6	7.8	4.0	75	0	3	0	0
AVILA, A.	NE	TCBA	.203	.363	.429	.793	.226	.480	.818	8.9	29.3	5.3	223	0	0	0	1
DUBON, M.	NE	TCBA	.196	.244	.321	.565	.125	.241	.533	-3.8	9.3	2.7	119	0	0	0	0
BERRIOS, J.	NE	TCBA	.179	.236	.209	.445	.030	.104	.345	-5.9	4.2	1.8	81	0	0	9	0
BRUCE, J.	NE	TCBA	.171	.226	.371	.596	.200	.274	.533	-12.3	26.3	2.7	338	3	1	1	4
VERLANDER, J.	NE	TCBA	.169	.229	.169	.398	.000	.077	.291	-6.8	3.3	1.4	81	0	0	11	0
QUINTANA, J.	NE	TCBA	.161	.172	.194	.365	.032	.048	.245	-7.4	2.3	1.0	71	0	0	7	1
LESTER, J.	NE	TCBA	.103	.175	.207	.381	.103	.190	.321	-6.7	2.4	1.1	69	0	0	6	0
GONZALES, M.	NE	TCBA	.092	.145	.092	.237	.000	.062	.164	-10.7	1.1	.4	76	0	0	7	0
HARRIS, W.	NE	TCBA	.000	.000	.000	.000	.000	.000	.000	-1.8	.0	.0	9	0	0	2	0
DYSON, S.	NE	TCBA	.000	.000	.000	.000	.000	.000	.000	-1.3	.0	.0	5	0	0	0	0
BAEZ, M.	NE	TCBA	.000	.000	.000	.000	.000	.000	.000	-1.0	.0	.0	4	0	0	0	0
PENA, F.	NE	TCBA	.000	.250	.000	.250	.000	.333	.333	-.4	.1	.6	4	0	0	0	0
ROBLES, H.	NE	TCBA	.000	.000	.000	.000	.000	.000	.000	-.8	.0	.0	3	0	0	0	0
HARDY, B.			-	1.000	-	-	-	-	-	.7	.5	-	2	0	0	0	0
BRACH, B.	NE	TCBA	.000	.000	.000	.000	.000	.000	.000	-.3	.0	.0	1	0	0	0	0
WOOD, H.	NE	TCBA	.000	.000	.000	.000	.000	.000	.000	-.3	.0	.0	1	0	0	0	0
Newark Eagles			.246	.325	.460	.786	.214	.327	.756	187.2	835.0	5.2	6243	21	68	47	30

16 Pitchers	Tm	Lg	W	L	PCT	SV	ERA	G	GS	CG	SHO	QS	IP	H	R	ER	HR	SO	BB
HARRIS, W.	NE	TCBA	12	2	.857	9	1.37	45	0	0	0	0	72.1	35	11	11	1	67	23
BRACH, B.	NE	TCBA	0	0	-	0	2.25	2	0	0	0	0	4.0	2	1	1	1	5	2
ROBLES, H.	NE	TCBA	9	4	.692	21	2.69	57	0	0	0	0	80.1	56	26	24	6	78	28
WOOD, H.	NE	TCBA	4	1	.800	6	2.92	38	0	0	0	0	52.1	39	21	17	5	36	14
DYSON, S.	NE	TCBA	5	6	.455	2	3.42	48	0	0	0	0	68.1	53	29	26	11	67	17
BERRIOS, J.	NE	TCBA	16	9	.640	0	3.61	34	33	7	3	17	221.2	185	100	89	36	210	67
LESTER, J.	NE	TCBA	10	4	.714	0	3.62	27	27	4	2	14	176.2	171	81	71	22	186	46
HARDY, B.			0	0	-	0	3.68	3	0	0	0	0	7.1	5	4	3	1	7	2
VERLANDER, J.	NE	TCBA	14	9	.609	0	3.84	35	35	4	1	15	227.1	161	111	97	44	288	74
PENA, F.	NE	TCBA	2	1	.667	1	4.01	16	2	0	0	1	33.2	38	17	15	2	35	10
GONZALES, M.	NE	TCBA	11	15	.423	0	4.23	35	35	6	1	13	223.2	220	126	105	29	170	67
BAEZ, M.	NE	TCBA	2	1	.667	2	4.45	24	0	0	0	0	32.1	42	17	16	4	25	12
QUINTANA, J.	NE	TCBA	9	13	.409	0	4.58	31	30	4	2	16	190.2	204	105	97	28	166	48
TOMLIN, J.	NE	TCBA	0	1	.000	1	4.87	29	0	0	0	0	44.1	57	26	24	11	35	13
McCARTHY, K.	NE	TCBA	1	1	.500	1	6.93	14	0	0	0	0	24.2	32	24	19	6	22	10
AVILA, A.	NE	TCBA	0	0	-	0	9.00	2	0	0	0	0	2.0	2	2	2	0	0	2
<b>Newark Eagles</b>			<b>95</b>	<b>67</b>	<b>.586</b>	<b>43</b>	<b>3.80</b>	<b>440</b>	<b>162</b>	<b>25</b>	<b>9</b>	<b>76</b>	<b>1461.2</b>	<b>1302</b>	<b>701</b>	<b>617</b>	<b>207</b>	<b>1397</b>	<b>435</b>



16 Pitchers	Tm	Lg	SUP/9	R/9	ERA	BF/9	BR/9	H/9	BB/9	SO/9	HR/9	ERPT	OBA	BF	BR	IBB	HB	WP	BK
HARRIS, W.	NE	TCBA	.0	1.37	1.37	33.3	6.7	4.4	2.4	8.3	.12	24.8	.145	268	54	4	0	1	0
BRACH, B.	NE	TCBA	.0	2.25	2.25	36.0	9.0	4.5	4.5	11.3	2.25	1.0	.143	16	4	0	0	0	0
ROBLES, H.	NE	TCBA	.0	2.91	2.69	35.7	9.0	6.3	2.7	8.7	.67	15.8	.197	319	80	4	0	1	0
WOOD, H.	NE	TCBA	.0	3.61	2.92	35.8	9.5	6.7	2.4	6.2	.86	8.9	.206	208	55	0	2	1	0
DYSON, S.	NE	TCBA	.0	3.82	3.42	36.2	9.5	7.0	2.0	8.8	1.45	7.8	.212	275	72	2	4	1	0
BERRIOS, J.	NE	TCBA	5.4	4.06	3.61	37.2	10.4	7.5	2.7	8.5	1.46	20.7	.222	915	257	1	6	2	1
LESTER, J.	NE	TCBA	5.1	4.13	3.62	37.6	11.3	8.7	2.3	9.5	1.12	16.4	.251	739	221	0	4	1	0
HARDY, B.			.0	4.91	3.68	38.0	8.6	6.1	2.5	8.6	1.23	.6	.172	31	7	0	0	0	0
VERLANDER, J.	NE	TCBA	5.0	4.39	3.84	36.5	9.5	6.4	2.9	11.4	1.74	15.5	.193	923	240	0	5	1	0
PENA, F.	NE	TCBA	.0	4.54	4.01	39.3	13.1	10.2	2.7	9.4	.53	1.7	.284	147	49	0	1	0	0
GONZALES, M.	NE	TCBA	3.7	5.07	4.23	39.0	12.1	8.9	2.6	6.8	1.17	5.7	.253	969	300	2	15	2	0
BAEZ, M.	NE	TCBA	.0	4.73	4.45	41.8	15.0	11.7	3.3	7.0	1.11	.0	.307	150	54	0	0	1	0
QUINTANA, J.	NE	TCBA	4.5	4.96	4.58	38.7	12.4	9.6	2.2	7.8	1.32	-2.6	.272	820	263	1	12	4	0
TOMLIN, J.	NE	TCBA	.0	5.28	4.87	40.0	13.6	11.6	2.0	7.1	2.23	-2.1	.315	197	67	3	0	0	0
McCARTHY, K.	NE	TCBA	.0	8.76	6.93	42.3	16.1	11.7	3.6	8.0	2.19	-6.8	.314	116	44	0	2	0	0
AVILA, A.	NE	TCBA	.0	9.00	9.00	40.5	18.0	9.0	9.0	.0	.00	-1.0	.286	9	4	0	0	0	0
<b>Newark Eagles</b>			<b>3.4</b>	<b>4.32</b>	<b>3.80</b>	<b>37.6</b>	<b>10.9</b>	<b>8.0</b>	<b>2.6</b>	<b>8.6</b>	<b>1.27</b>	<b>106.5</b>	<b>.235</b>	<b>6102</b>	<b>1771</b>	<b>17</b>	<b>51</b>	<b>15</b>	<b>1</b>





**April 12, 2019**  
**In his first start of the season, Marcus Gonzales wins a 1-hitter, 2-0, in Mimosa.**

**April 23, 2019**

**Jose Quintana 1-hits Bradenton,  
winning 10-0.**





**May 6, 2019**  
**Jose Berrios 1-hits**  
**Long Island, 11-0.**



**Justin Verlander twice struck out 15 hitters in a game (June 22 in Farmington and August 3 in Morgantown), and fanned 14 batters in another (June 27 vs Hilton Head).**



**August 23, 2019**  
**Andrew McCutcheon**  
**slams three (3) home**  
**runs in an 11-1 win in**  
**Horseshoe Bay.**



**JD Martinez hit three (3) grand slam homers for Newark. The only other granny was hit by Eric Thames.**








Eastport, NY

caps

## EASTPORT ATHLETICS 2020 Opening Day Starting Lineup

1-Tommy Pham, CF    2-Aaron Judge, RF    3-Matt Olson, 1B  
4-Gleybar Torres, 2B    5-Kole Calhoun, LF    6-James McCann, C  
7-Dansby Swanson, SS    8-Jeimer Candelario, 3B    9-Reynaldo Lopez, P



# **Tom Meade**


**20 Fairway Drive**

**Manorville, NY 11949**


**(631) 383-1718**

**meado13@gmail.com**





34 Players	Tm	Lg	AVG	G	AB	R	H	2B	3B	HR	TB	RBI	SO	BB	ASB	SB	CS	SBP	GDP
GREENE, S.	EA	TCBA	1.000	59	1	0	1	1	0	0	2	0	0	0	0	0	0	-	0
ANDERSON, N.	EA	TCBA	.500	66	2	0	1	0	0	0	1	0	0	0	1	1	0	100.0	0
NUNEZ, R.	EA	TCBA	.307	110	270	39	83	17	0	13	139	46	71	29	0	0	0	-	2
OLSON, M.	EA	TCBA	.302	111	417	76	126	24	0	35	255	88	122	28	0	0	0	-	7
TORRES, G.	EA	TCBA	.295	139	536	103	158	27	0	42	311	110	120	51	5	4	1	80.0	12
KNAPP, A.	EA	TCBA	.288	19	52	2	15	4	0	0	19	3	16	1	0	0	0	-	1
MAGILL, M.	EA	TCBA	.286	19	7	0	2	0	0	0	2	1	2	1	0	0	0	-	0
GOODRUM, N.	EA	TCBA	.282	130	429	75	121	26	4	24	227	65	144	51	9	7	2	77.8	6
GRISHAM, T.	EA	TCBA	.280	66	132	25	37	8	2	7	70	22	30	16	5	3	2	60.0	3
CALHOUN, K.	EA	TCBA	.274	146	529	85	145	36	0	32	277	85	166	55	3	2	1	66.7	9
McCANN, J.	EA	TCBA	.274	114	409	61	112	25	0	21	200	61	133	21	1	1	0	100.0	6
TAUCHMAN, M.	EA	TCBA	.265	108	260	34	69	11	1	9	109	43	67	27	3	3	0	100.0	10
ROMINE, A.	EA	TCBA	.245	61	188	23	46	5	0	3	60	18	45	12	0	0	0	-	4
BERTI, J.	EA	TCBA	.241	114	290	42	70	21	1	7	114	26	77	23	22	17	5	77.3	4
QUINN, R.	EA	TCBA	.234	26	64	11	15	1	2	3	29	5	19	7	6	5	1	83.3	0
PHAM, T.	EA	TCBA	.234	147	578	106	135	30	2	13	208	66	116	79	31	28	3	90.3	11
JUDGE, A.	EA	TCBA	.220	108	377	55	83	10	0	34	195	68	134	41	0	0	0	-	9
CANDELARIO, J.	EA	TCBA	.217	96	230	26	50	13	1	6	83	30	64	26	1	1	0	100.0	3
SWANSON, D.	EA	TCBA	.216	95	255	37	55	13	2	5	87	30	69	26	13	10	3	76.9	6
VELASQUEZ, V.	EA	TCBA	.211	25	19	2	4	0	0	1	7	3	5	3	0	0	0	-	0
FORSYTHE, L.	EA	TCBA	.205	95	224	27	46	19	1	4	79	26	68	28	4	2	2	50.0	3
FIERS, M.	EA	TCBA	.150	32	60	5	9	1	0	0	10	4	18	5	0	0	0	-	0
PEREZ, M.	EA	TCBA	.146	30	41	2	6	0	1	0	8	3	16	1	0	0	0	-	0
ARRIETA, J.	EA	TCBA	.121	23	33	2	4	0	0	0	4	3	16	1	0	0	0	-	0
SOROKA, M.	EA	TCBA	.111	31	54	3	6	0	0	0	6	1	26	1	0	0	0	-	2
LOPEZ, R.	EA	TCBA	.071	33	56	2	4	0	0	0	4	2	18	4	0	0	0	-	1
MENGDEN, D.	EA	TCBA	.000	10	12	0	0	0	0	0	0	0	1	0	0	0	0	-	1
WOJCIECHOWSKI, A.	EA	TCBA	.000	8	6	3	0	0	0	0	0	0	1	2	0	0	0	-	0
LUGO, S.	EA	TCBA	.000	66	2	3	0	0	0	0	0	0	0	3	0	0	0	-	0
MORONTA, R.	EA	TCBA	.000	59	3	0	0	0	0	0	0	0	1	0	0	0	0	-	0
KINLEY, T.	EA	TCBA	.000	40	1	0	0	0	0	0	0	0	0	0	0	0	0	-	0
MINAYA, J.	EA	TCBA	.000	25	2	0	0	0	0	0	0	0	1	0	0	0	0	-	0
HILL, T.	EA	TCBA	.000	42	1	0	0	0	0	0	0	0	1	0	0	0	0	-	0
OLSON, T.	EA	TCBA	-	30	0	0	0	0	0	0	0	0	0	0	0	0	0	-	0
Eastport Athletics			.253	2283	5540	849	1403	292	17	259	2506	809	1567	542	104	84	20	80.8	100



Gleyber Torres | 2ND BASE



HR & DIVING CATCH INTO THE STANDS CAPS 25th BIRTHDAY AARON JUDGE

## U-TCBA20 - Eastport Athletics - Player Batting

34 Players	Tm	Lg	AVG	G	AB	R	H	2B	3B	HR	TB	RBI	SO	BB	ASB	SB	CS	SBP	GDP
GREENE, S.	EA	TCBA	1.000	59	1	0	1	1	0	0	2	0	0	0	0	0	0	-	0
ANDERSON, N.	EA	TCBA	.500	66	2	0	1	0	0	0	1	0	0	0	1	1	0	100.0	0
NUNEZ, R.	EA	TCBA	.307	110	270	39	83	17	0	13	139	46	71	29	0	0	0	-	2
OLSON, M.	EA	TCBA	.302	111	417	76	126	24	0	35	255	88	122	28	0	0	0	-	7
TORRES, G.	EA	TCBA	.295	139	536	103	158	27	0	42	311	110	120	51	5	4	1	80.0	12
KNAPP, A.	EA	TCBA	.288	19	52	2	15	4	0	0	19	3	16	1	0	0	0	-	1
MAGILL, M.	EA	TCBA	.286	19	7	0	2	0	0	0	2	1	2	1	0	0	0	-	0
GOODRUM, N.	EA	TCBA	.282	130	429	75	121	26	4	24	227	65	144	51	9	7	2	77.8	6
GRISHAM, T.	EA	TCBA	.280	66	132	25	37	8	2	7	70	22	30	16	5	3	2	60.0	3
CALHOUN, K.	EA	TCBA	.274	146	529	85	145	36	0	32	277	85	166	55	3	2	1	66.7	9
McCANN, J.	EA	TCBA	.274	114	409	61	112	25	0	21	200	61	133	21	1	1	0	100.0	6
TAUCHMAN, M.	EA	TCBA	.265	108	260	34	69	11	1	9	109	43	67	27	3	3	0	100.0	10
ROMINE, A.	EA	TCBA	.245	61	188	23	46	5	0	3	60	18	45	12	0	0	0	-	4
BERTI, J.	EA	TCBA	.241	114	290	42	70	21	1	7	114	26	77	23	22	17	5	77.3	4
QUINN, R.	EA	TCBA	.234	26	64	11	15	1	2	3	29	5	19	7	6	5	1	83.3	0
PHAM, T.	EA	TCBA	.234	147	578	106	135	30	2	13	208	66	116	79	31	28	3	90.3	11
JUDGE, A.	EA	TCBA	.220	108	377	55	83	10	0	34	195	68	134	41	0	0	0	-	9
CANDELARIO, J.	EA	TCBA	.217	96	230	26	50	13	1	6	83	30	64	26	1	1	0	100.0	3
SWANSON, D.	EA	TCBA	.216	95	255	37	55	13	2	5	87	30	69	26	13	10	3	76.9	6
VELASQUEZ, V.	EA	TCBA	.211	25	19	2	4	0	0	1	7	3	5	3	0	0	0	-	0
FORSYTHE, L.	EA	TCBA	.205	95	224	27	46	19	1	4	79	26	68	28	4	2	2	50.0	3
FIERS, M.	EA	TCBA	.150	32	60	5	9	1	0	0	10	4	18	5	0	0	0	-	0
PEREZ, M.	EA	TCBA	.146	30	41	2	6	0	1	0	8	3	16	1	0	0	0	-	0
ARRIETA, J.	EA	TCBA	.121	23	33	2	4	0	0	0	4	3	16	1	0	0	0	-	0
SOROKA, M.	EA	TCBA	.111	31	54	3	6	0	0	0	6	1	26	1	0	0	0	-	2
LOPEZ, R.	EA	TCBA	.071	33	56	2	4	0	0	0	4	2	18	4	0	0	0	-	1
MENGDEN, D.	EA	TCBA	.000	10	12	0	0	0	0	0	0	0	1	0	0	0	0	-	1
WOJCIECHOWSKI, A.	EA	TCBA	.000	8	6	3	0	0	0	0	0	0	1	2	0	0	0	-	0
LUGO, S.	EA	TCBA	.000	66	2	3	0	0	0	0	0	0	0	3	0	0	0	-	0
MORONTA, R.	EA	TCBA	.000	59	3	0	0	0	0	0	0	0	1	0	0	0	0	-	0
KINLEY, T.	EA	TCBA	.000	40	1	0	0	0	0	0	0	0	0	0	0	0	0	-	0
MINAYA, J.	EA	TCBA	.000	25	2	0	0	0	0	0	0	0	1	0	0	0	0	-	0
HILL, T.	EA	TCBA	.000	42	1	0	0	0	0	0	0	0	1	0	0	0	0	-	0
OLSON, T.	EA	TCBA	-	30	0	0	0	0	0	0	0	0	0	0	0	0	0	-	0
Eastport Athletics			.253	2283	5540	849	1403	292	17	259	2506	809	1567	542	104	84	20	80.8	100



17 Pitchers	Tm	Lg	W	L	PCT	SV	ERA	G	GS	CG	SHO	QS	IP	H	R	ER	HR	SO	BB
LUGO, S.	EA	TCBA	8	3	.727	4	1.79	66	0	0	0	0	85.1	52	19	17	4	104	20
GREENE, S.	EA	TCBA	2	4	.333	35	1.89	59	0	0	0	0	57.0	29	12	12	7	50	16
MORONTA, R.	EA	TCBA	5	2	.714	1	2.07	59	0	0	0	0	65.1	45	15	15	3	75	37
HILL, T.	EA	TCBA	2	0	1.000	0	3.07	42	0	0	0	0	44.0	30	17	15	6	43	14
MINAYA, J.	EA	TCBA	0	0	-	0	3.12	25	0	0	0	0	34.2	29	12	12	4	30	11
SOROKA, M.	EA	TCBA	13	8	.619	0	3.78	31	31	2	2	17	185.2	154	87	78	33	127	49
FIERS, M.	EA	TCBA	18	8	.692	0	4.32	32	32	1	0	18	189.2	175	98	91	33	152	58
MAGILL, M.	EA	TCBA	4	0	1.000	1	4.38	19	0	0	0	0	37.0	44	20	18	5	33	15
ANDERSON, N.	EA	TCBA	2	5	.286	0	4.46	66	0	0	0	0	72.2	54	39	36	19	93	23
LOPEZ, R.	EA	TCBA	16	9	.640	0	4.63	33	31	2	0	13	180.2	211	105	93	30	178	72
PEREZ, M.	EA	TCBA	7	12	.368	0	4.90	30	26	0	0	8	143.1	167	93	78	22	128	58
VELASQUEZ, V.	EA	TCBA	3	4	.429	0	5.20	25	6	1	1	3	79.2	87	47	46	16	70	29
ARRIETA, J.	EA	TCBA	4	8	.333	0	5.24	23	21	1	1	7	113.1	133	78	66	18	89	43
KINLEY, T.	EA	TCBA	1	1	.500	0	5.96	40	0	0	0	0	48.1	46	34	32	10	44	30
OLSON, T.	EA	TCBA	0	0	-	0	8.13	30	0	0	0	0	27.2	34	25	25	5	27	17
WOJCIECHOWSKI, A.	EA	TCBA	3	2	.600	0	8.71	8	5	0	0	3	31.0	46	30	30	7	35	13
MENGDEN, D.	EA	TCBA	1	7	.125	0	9.07	10	10	0	0	0	43.2	68	44	44	11	40	18
Eastport Athletics			89	73	.549	41	4.43	598	162	7	4	69	1439.0	1404	775	708	233	1318	523

17 Pitchers	Tm	Lg	SUP/9	R/9	ERA	BF/9	BR/9	H/9	BB/9	SO/9	HR/9	ERPT	OBA	BF	BR	IBB	HB	WP	BK
LUGO, S.	EA	TCBA	.0	2.00	1.79	34.0	7.1	5.5	1.6	11.0	.42	25.2	.173	322	67	5	0	1	0
GREENE, S.	EA	TCBA	.0	1.89	1.89	34.3	7.1	4.6	2.4	7.9	1.11	16.2	.146	217	45	1	1	0	0
MORONTA, R.	EA	TCBA	.0	2.07	2.07	37.5	11.2	6.2	4.5	10.3	.41	17.3	.196	272	81	4	3	0	0
HILL, T.	EA	TCBA	.0	3.48	3.07	36.0	9.0	6.1	2.7	8.8	1.23	6.8	.190	176	44	1	1	0	0
MINAYA, J.	EA	TCBA	.0	3.12	3.12	36.3	10.9	7.5	2.9	7.8	1.04	5.2	.230	140	42	0	2	2	0
SOROKA, M.	EA	TCBA	4.1	4.22	3.78	36.5	9.9	7.5	2.4	6.2	1.60	13.9	.223	753	205	0	2	0	0
FIERS, M.	EA	TCBA	5.4	4.65	4.32	37.8	11.2	8.3	2.8	7.2	1.57	2.9	.240	797	236	0	3	5	0
MAGILL, M.	EA	TCBA	.0	4.86	4.38	41.4	14.1	10.7	3.4	8.0	1.22	.3	.289	170	58	1	0	2	0
ANDERSON, N.	EA	TCBA	.0	4.83	4.46	36.7	9.5	6.7	2.4	11.5	2.35	-.0	.205	296	77	4	4	0	0
LOPEZ, R.	EA	TCBA	5.2	5.23	4.63	40.5	14.3	10.5	3.4	8.9	1.49	-3.6	.290	814	288	3	8	2	0
PEREZ, M.	EA	TCBA	4.1	5.84	4.90	40.9	14.7	10.5	3.6	8.0	1.38	-7.1	.290	652	234	1	10	0	0
VELASQUEZ, V.	EA	TCBA	3.4	5.31	5.20	40.1	13.4	9.8	3.2	7.9	1.81	-6.6	.274	355	119	1	4	1	0
ARRIETA, J.	EA	TCBA	3.9	6.19	5.24	40.4	14.4	10.6	3.3	7.1	1.43	-9.9	.294	509	181	1	6	7	0
KINLEY, T.	EA	TCBA	.0	6.33	5.96	41.0	14.3	8.6	5.2	8.2	1.86	-8.1	.249	220	77	2	3	3	0
OLSON, T.	EA	TCBA	.0	8.13	8.13	43.6	16.9	11.1	5.5	8.8	1.63	-11.3	.293	134	52	0	1	1	0
WOJCIECHOWSKI, A.	EA	TCBA	6.7	8.71	8.71	43.8	17.1	13.4	3.8	10.2	2.03	-14.7	.333	151	59	0	0	3	0
MENGDEN, D.	EA	TCBA	3.7	9.07	9.07	44.3	17.7	14.0	3.7	8.2	2.27	-22.4	.354	215	86	0	0	0	0
Eastport Athletics			3.0	4.85	4.43	38.7	12.2	8.8	3.1	8.2	1.46	4.2	.253	6193	1951	24	48	27	0





**May 7, 2019**

**Reynaldo Lopez strikes out  
14, walking 1, as he defeats  
Bethesda, 3-1.**

**August 20, 2019**

**Matt Olson singles, doubles and hits three home runs (5-for-5) with 5 RBI as the Athletics route the Polos, 14-3.**



**Gleyber Torres hit three (3) of the six (6) grand slams for Eastport this year. Aaron Judge hit two and Tommy Pham hit the other.**





## SCRANTON SPANISH FLIES



**2020 Opening Day  
Starting Lineup**  
1-Wil Myers, LF  
2-Brandon Belt, RF  
3-Matt Chapman, 3B  
4-Christian Yelich, CF  
5-Jorge Polanco, SS  
6-Omar Narvaez, C  
7-Matt Carpenter, 1B  
8-Nicky Lopez, 2B  
9-Noah Syndergaard, P

# **Marty Fiehl**

**3636 Turner Drive  
Endwell, NY 13760**

**(607) 754-4742**

**Mfiehl@stny.rr.com**



35 Players	Tm	Lg	AVG	G	AB	R	H	2B	3B	HR	TB	RBI	SO	BB	ASB	SB	CS	SBP	GDP
YELICH, C.	SS	TCBA	.321	140	507	98	163	37	3	41	329	107	124	67	19	16	3	84.2	7
TUCKER, C.	SS	TCBA	.314	19	51	7	16	4	1	1	25	5	14	2	0	0	0	-	2
STRAW, M.	SS	TCBA	.297	67	101	15	30	3	2	0	37	14	23	15	7	6	1	85.7	2
NARVAEZ, O.	SS	TCBA	.296	117	392	51	116	13	0	14	171	56	75	34	0	0	0	-	5
POLANCO, J.	SS	TCBA	.288	137	496	64	143	27	6	14	224	65	102	30	4	3	1	75.0	2
BUXTON, B.	SS	TCBA	.278	109	281	47	78	32	3	13	155	45	78	19	15	13	2	86.7	3
DAZA, Y.	SS	TCBA	.276	37	76	7	21	3	2	0	28	7	21	5	0	0	0	-	1
POCHE, C.	SS	TCBA	.250	49	4	0	1	0	0	0	1	0	1	0	0	0	0	-	0
CHAPMAN, M.	SS	TCBA	.247	153	575	107	142	37	4	41	310	121	133	66	1	1	0	100.0	3
CRAWFORD, B.	SS	TCBA	.246	74	175	23	43	7	1	3	61	17	32	23	1	0	1	.0	1
CARPENTER, M.	SS	TCBA	.242	126	388	64	94	26	1	21	185	54	138	61	2	0	2	.0	1
BELT, B.	SS	TCBA	.241	130	448	74	108	26	2	15	183	45	127	78	2	1	1	50.0	1
RODGERS, B.	SS	TCBA	.240	13	25	5	6	0	0	0	6	1	8	5	0	0	0	-	0
LOPEZ, N.	SS	TCBA	.233	96	287	21	67	13	2	0	84	24	60	18	1	0	1	.0	4
DIAZ, Y.	SS	TCBA	.229	105	240	25	55	15	0	9	97	32	44	30	0	0	0	-	5
ROJAS, J.	SS	TCBA	.219	96	269	32	59	12	0	7	92	21	86	34	6	4	2	66.7	4
SCHOOP, J.	SS	TCBA	.212	89	288	31	61	13	1	8	100	35	74	21	0	0	0	-	4
MYERS, W.	SS	TCBA	.201	132	407	53	82	22	1	14	148	44	123	48	13	12	1	92.3	17
LOPEZ, J.	SS	TCBA	.189	51	37	4	7	0	0	0	7	2	10	1	0	0	0	-	0
SANDOVAL, P.	SS	TCBA	.184	28	38	4	7	3	0	0	10	3	15	6	0	0	0	-	0
LUX, G.	SS	TCBA	.182	30	44	7	8	1	0	2	15	5	16	6	2	2	0	100.0	2
PRICE, D.	SS	TCBA	.154	22	39	2	6	1	0	0	7	0	11	4	0	0	0	-	0
PIVETTA, N.	SS	TCBA	.152	43	33	3	5	0	0	0	5	0	17	2	0	0	0	-	0
HEDGES, A.	SS	TCBA	.144	104	215	12	31	6	0	3	46	13	74	10	0	0	0	-	4
SALE, C.	SS	TCBA	.140	28	50	3	7	2	0	1	12	8	19	4	0	0	0	-	1
VALDEZ, F.	SS	TCBA	.111	28	9	0	1	0	0	0	1	0	2	0	0	0	0	-	0
MAHLE, T.	SS	TCBA	.094	36	32	2	3	1	0	0	4	3	8	0	0	0	0	-	0
SYNDERGAARD, N.	SS	TCBA	.086	34	70	3	6	1	0	2	13	2	38	4	0	0	0	-	0
HOUSER, A.	SS	TCBA	.083	22	36	2	3	0	0	0	3	3	17	3	0	0	0	-	0
HERRMANN, C.			.071	4	14	0	1	1	0	0	2	0	4	0	0	0	0	-	1
FERGUSON, C.	SS	TCBA	.000	29	1	0	0	0	0	0	0	1	0	2	0	0	0	-	0
HEL SLEY, R.	SS	TCBA	.000	34	3	0	0	0	0	0	0	0	2	0	0	0	0	-	0
TREINEN, B.	SS	TCBA	.000	55	2	0	0	0	0	0	0	0	2	0	0	0	0	-	0
ALVARADO, J.	SS	TCBA	-	29	0	0	0	0	0	0	0	0	0	0	0	0	0	-	0
JIMENEZ, J.	SS	TCBA	-	66	0	0	0	0	0	0	0	0	0	0	0	0	0	-	0
Scranton Spanish Flies			.243	2332	5633	766	1370	306	29	209	2361	733	1498	598	73	58	15	79.5	70






35 Players	Tm	Lg	AVG	OBP	SLG	OPS	ISO	SECA	TA	RCON	RC	RC/G	PA	IBB	HBP	SH	SF
YELICH, C.	SS	TCBA	.321	.401	.649	1.050	.327	.485	1.169	67.5	135.7	10.3	579	11	2	0	3
TUCKER, C.	SS	TCBA	.314	.340	.490	.830	.176	.216	.730	2.1	7.7	5.6	53	0	0	0	0
STRAW, M.	SS	TCBA	.297	.388	.366	.754	.069	.267	.784	4.3	15.9	5.8	116	0	0	0	0
NARVAEZ, O.	SS	TCBA	.296	.352	.436	.788	.140	.227	.733	13.5	61.4	5.9	429	3	1	0	2
POLANCO, J.	SS	TCBA	.288	.329	.452	.781	.163	.228	.728	14.1	76.2	5.7	532	1	2	0	4
BUXTON, B.	SS	TCBA	.278	.325	.552	.876	.274	.381	.904	19.2	51.5	6.7	302	1	1	0	1
DAZA, Y.	SS	TCBA	.276	.321	.368	.689	.092	.158	.589	-.3	9.1	4.3	82	0	0	1	0
POCHE, C.	SS	TCBA	.250	.250	.250	.500	.000	.000	.333	-.3	.3	2.3	4	0	0	0	0
CHAPMAN, M.	SS	TCBA	.247	.345	.539	.884	.292	.409	.915	39.8	114.0	7.0	666	2	22	0	3
CRAWFORD, B.	SS	TCBA	.246	.333	.349	.682	.103	.229	.627	-.5	21.7	4.4	198	0	0	0	0
CARPENTER, M.	SS	TCBA	.242	.350	.477	.826	.235	.387	.838	18.8	69.1	6.3	452	0	3	0	0
BELT, B.	SS	TCBA	.241	.354	.408	.763	.167	.342	.772	14.8	72.1	5.6	531	0	2	0	3
RODGERS, B.	SS	TCBA	.240	.367	.240	.607	.000	.200	.579	-.3	2.7	3.8	30	0	0	0	0
LOPEZ, N.	SS	TCBA	.233	.276	.293	.569	.059	.118	.453	-13.3	23.3	2.8	308	2	0	0	3
DIAZ, Y.	SS	TCBA	.229	.315	.404	.719	.175	.300	.668	2.5	31.0	4.4	270	1	0	0	0
ROJAS, J.	SS	TCBA	.219	.316	.342	.658	.123	.257	.620	-2.2	30.8	3.8	309	2	4	2	0
SCHOOP, J.	SS	TCBA	.212	.294	.347	.641	.135	.208	.580	-5.0	30.8	3.6	323	0	13	0	1
MYERS, W.	SS	TCBA	.201	.284	.364	.647	.162	.307	.606	-3.5	41.0	3.2	458	3	0	0	3
LOPEZ, J.	SS	TCBA	.189	.211	.189	.400	.000	.027	.267	-4.0	1.6	1.4	39	0	0	1	0
SANDOVAL, P.	SS	TCBA	.184	.295	.263	.559	.079	.237	.516	-1.5	3.7	2.8	48	0	0	4	0
LUX, G.	SS	TCBA	.182	.275	.341	.615	.159	.341	.605	-.5	4.3	3.0	51	0	0	0	1
PRICE, D.	SS	TCBA	.154	.233	.179	.412	.026	.128	.333	-3.8	1.9	1.5	45	2	0	2	0
PIVETTA, N.	SS	TCBA	.152	.200	.152	.352	.000	.061	.250	-4.0	1.3	1.1	38	0	0	3	0
HEDGES, A.	SS	TCBA	.144	.188	.214	.402	.070	.116	.309	-22.9	8.7	1.2	233	1	2	4	2
SALE, C.	SS	TCBA	.140	.200	.240	.440	.100	.180	.364	-4.6	2.6	1.5	58	0	0	2	1
VALDEZ, F.	SS	TCBA	.111	.111	.111	.222	.000	.000	.125	-1.5	.1	.4	9	0	0	0	0
MAHLE, T.	SS	TCBA	.094	.094	.125	.219	.031	.031	.138	-5.5	.6	.5	41	0	0	9	0
SYNDERGAARD, N.	SS	TCBA	.086	.135	.186	.321	.100	.157	.266	-9.7	2.1	.8	78	0	0	4	0
HOUSER, A.	SS	TCBA	.083	.150	.083	.233	.000	.083	.182	-5.9	.8	.6	43	0	0	3	1
HERRMANN, C.			.071	.071	.143	.214	.071	.071	.143	-2.5	.0	.0	14	0	0	0	0
FERGUSON, C.	SS	TCBA	.000	.667	.000	.667	.000	2.000	2.000	.4	.2	4.7	3	1	0	0	0
HELSEY, R.	SS	TCBA	.000	.000	.000	.000	.000	.000	.000	-.8	.0	.0	3	0	0	0	0
TREINEN, B.	SS	TCBA	.000	.000	.000	.000	.000	.000	.000	-.5	.0	.0	2	0	0	0	0
ALVARADO, J.	SS	TCBA	-	-	-	-	-	-	-	.0	-	-	0	0	0	0	0
JIMENEZ, J.	SS	TCBA	-	-	-	-	-	-	-	.0	-	-	0	0	0	0	0
Scranton Spanish Flies			.243	.320	.419	.739	.176	.290	.706	104.1	788.2	4.8	6347	30	52	35	28

U-TCBA20 - Scranton Spanish Flies - Player Pitching

15 Pitchers	Tm	Lg	W	L	PCT	SV	ERA	G	GS	CG	SHO	QS	IP	H	R	ER	HR	SO	BB
HELSEY, R.	SS	TCBA	3	1	.750	7	2.20	34	0	0	0	0	41.0	31	11	10	2	32	8
POCHE, C.	SS	TCBA	4	3	.571	3	2.91	49	0	0	0	0	58.2	52	21	19	9	67	18
FERGUSON, C.	SS	TCBA	0	2	.000	2	3.13	29	0	0	0	0	31.2	31	14	11	7	46	17
JIMENEZ, J.	SS	TCBA	1	6	.143	9	3.75	66	0	0	0	0	69.2	63	32	29	16	82	24
SYNDERGAARD, N.	SS	TCBA	6	10	.375	0	4.20	33	32	2	2	17	203.2	219	103	95	22	202	62
SALE, C.	SS	TCBA	12	10	.545	0	4.28	28	28	2	0	17	164.0	154	83	78	23	205	42
PRICE, D.	SS	TCBA	7	7	.500	0	4.31	22	19	1	0	10	123.1	111	61	59	23	138	44
SANDOVAL, P.	SS	TCBA	7	9	.438	0	4.39	28	16	1	1	6	125.0	129	71	61	15	140	64
HOUSER, A.	SS	TCBA	6	8	.429	0	4.80	22	21	2	1	7	120.0	122	69	64	21	85	48
TREINEN, B.	SS	TCBA	3	5	.375	3	5.20	55	0	0	0	0	62.1	68	41	36	13	55	33
LOPEZ, J.	SS	TCBA	7	5	.583	0	5.57	51	10	1	1	4	134.0	163	95	83	28	112	58
PIVETTA, N.	SS	TCBA	6	11	.353	2	6.30	43	13	1	0	4	130.0	162	93	91	30	122	52
VALDEZ, F.	SS	TCBA	2	5	.286	1	6.46	28	1	0	0	1	46.0	57	36	33	9	47	22
MAHLE, T.	SS	TCBA	3	8	.273	1	6.81	36	22	0	0	4	121.2	169	101	92	30	123	37
ALVARADO, J.	SS	TCBA	1	4	.200	2	7.03	29	0	0	0	0	24.1	32	22	19	7	30	9
Scranton Spanish Flies			68	94	.420	30	4.82	553	162	10	5	70	1455.1	1563	853	780	255	1486	538




15 Pitchers	Tm	Lg	SUP/9	R/9	ERA	BF/9	BR/9	H/9	BB/9	SO/9	HR/9	ERPT	OBA	BF	BR	IBB	HB	WP	BK
HELSEY, R.	SS	TCBA	.0	2.41	2.20	34.7	8.3	6.8	1.5	7.0	.44	10.3	.208	158	38	1	0	1	1
POCHE, C.	SS	TCBA	.0	3.22	2.91	36.8	10.0	8.0	1.8	10.3	1.38	10.0	.237	240	65	6	1	1	0
FERGUSON, C.	SS	TCBA	.0	3.98	3.13	41.5	13.6	8.8	4.5	13.1	1.99	4.7	.246	146	48	1	1	0	0
JIMENEZ, J.	SS	TCBA	.0	4.13	3.75	37.5	10.9	8.1	2.5	10.6	2.07	5.5	.241	290	84	5	2	0	0
SYNDERGAARD, N.	SS	TCBA	4.2	4.55	4.20	39.1	12.9	9.7	2.7	8.9	.97	5.8	.275	885	293	2	14	2	0
SALE, C.	SS	TCBA	5.0	4.55	4.28	37.8	11.1	8.5	2.3	11.3	1.26	3.2	.243	688	203	1	8	2	0
PRICE, D.	SS	TCBA	3.9	4.45	4.31	38.2	11.6	8.1	3.1	10.1	1.68	2.0	.237	524	159	2	6	1	0
SANDOVAL, P.	SS	TCBA	3.5	5.11	4.39	40.3	14.3	9.3	4.6	10.1	1.08	.9	.266	560	198	0	5	2	1
HOUSER, A.	SS	TCBA	4.5	5.17	4.80	39.3	13.3	9.2	3.6	6.4	1.57	-4.6	.262	524	177	0	7	1	0
TREINEN, B.	SS	TCBA	.0	5.92	5.20	40.9	14.4	9.8	4.3	7.9	1.88	-5.1	.278	283	100	3	2	1	0
LOPEZ, J.	SS	TCBA	2.9	6.38	5.57	41.2	14.8	10.9	3.5	7.5	1.88	-16.7	.299	614	221	6	6	5	0
PIVETTA, N.	SS	TCBA	2.6	6.44	6.30	41.0	15.2	11.2	3.6	8.4	2.08	-26.7	.307	592	219	0	5	3	0
VALDEZ, F.	SS	TCBA	.2	7.04	6.46	41.9	15.7	11.2	3.9	9.2	1.76	-10.2	.306	214	80	2	3	1	0
MAHLE, T.	SS	TCBA	4.8	7.47	6.81	41.4	15.5	12.5	2.7	9.1	2.22	-31.8	.328	559	209	0	3	0	1
ALVARADO, J.	SS	TCBA	.0	8.14	7.03	42.5	15.2	11.8	3.3	11.1	2.59	-7.0	.302	115	41	0	0	1	0
Scranton Spanish Flies			3.1	5.28	4.82	39.5	13.2	9.7	3.1	9.2	1.58	-59.7	.273	6392	2135	29	63	21	3





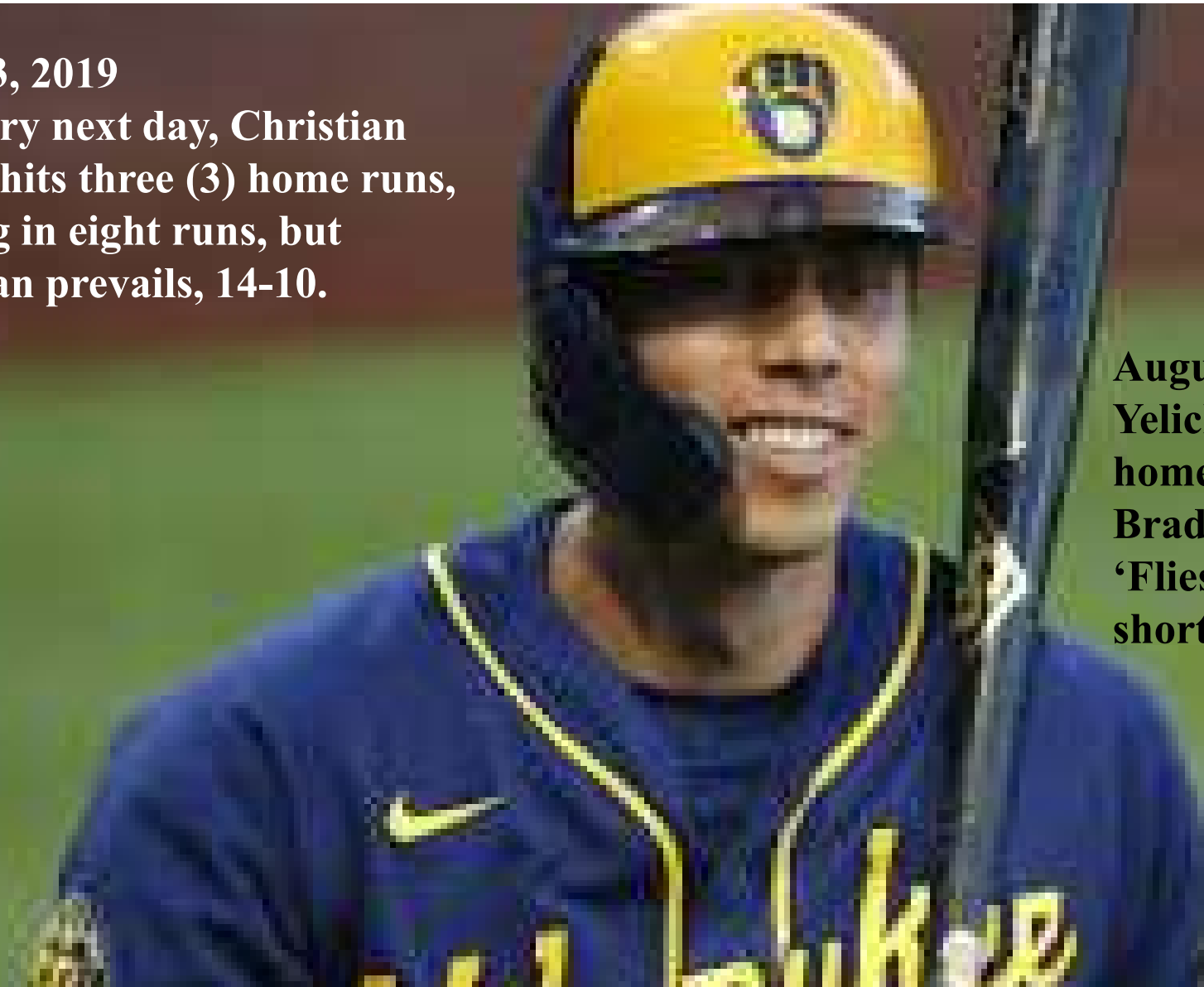
**June 13, 2019 Patrick Sandoval strikes out 14 batters in 7.2 innings but drops a 2-1 decision to Hilton Head.**



**July 22, 2019  
Matt Chapman hits three  
(3) home runs with a  
single, with six RBI in an  
11-9 victory at Rapidan**

**July 23, 2019**

**The very next day, Christian Yelich hits three (3) home runs, driving in eight runs, but Rapidan prevails, 14-10.**

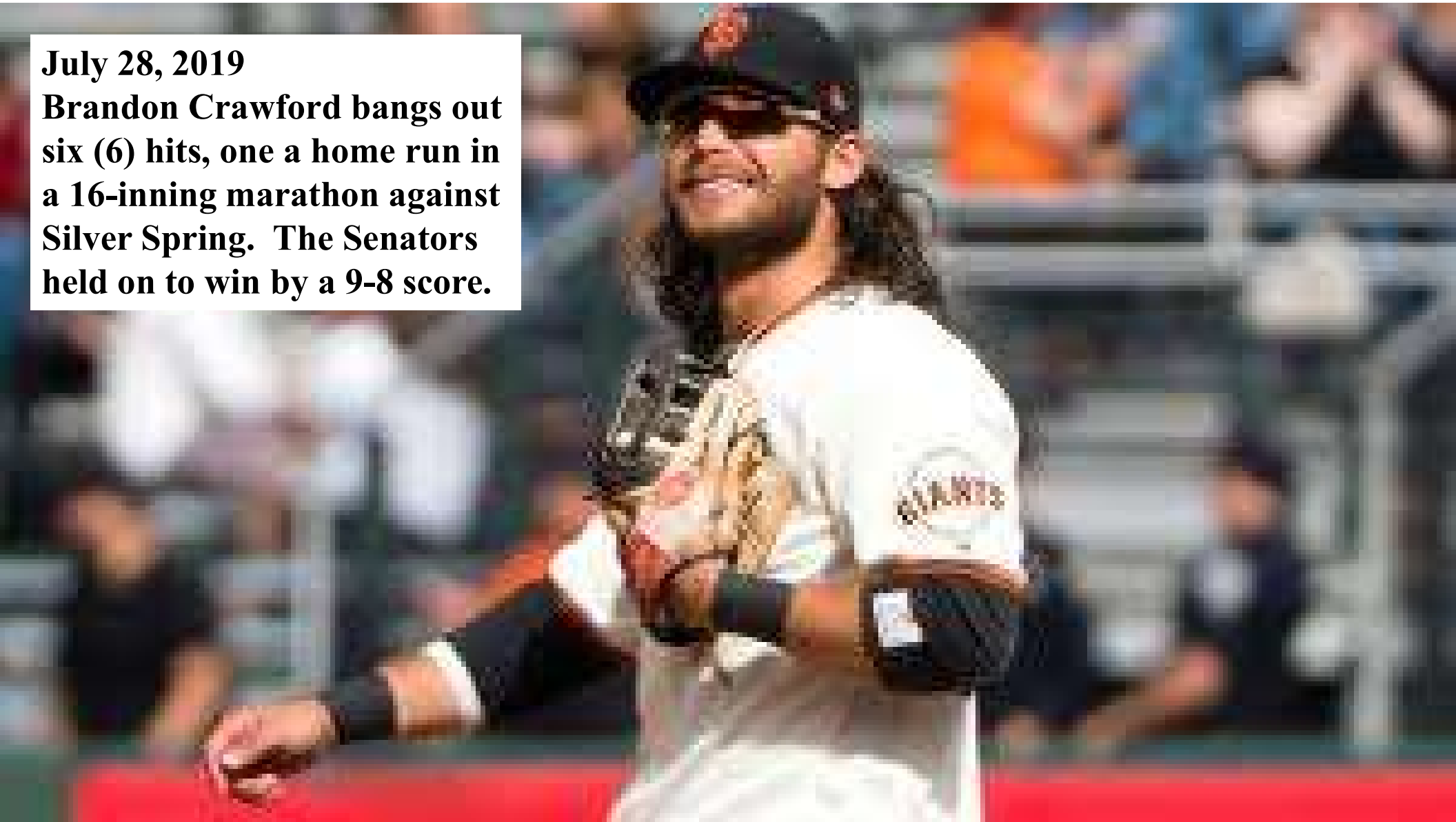


**August 3, 2019**

**Yelich hits three (3) home runs in Bradenton, but the 'Flies again come up short, this time 13-10**

**July 28, 2019**

**Brandon Crawford bangs out six (6) hits, one a home run in a 16-inning marathon against Silver Spring. The Senators held on to win by a 9-8 score.**



A photograph of baseball player Byron Buxton in a white uniform with the number 25. He is wearing a dark cap and is pointing his right hand towards the field. The background is a blurred stadium setting.

**August 29, 2019**

**Byron Buxton goes 5-for-5 with four doubles and a home run in a 13-2 triumph over Beacon.**

**The Spanish Flies hit a half dozen grand slams this year. Matt Chapman led with a pair. Matt Carpenter, Christian Yelich, Omar Narvaez and Jorge Polanco each hit one**





LONG  
ISLAND  
NEW YORK

