

17 Pitchers	Tm	Lg	W	L	PCT	SV	ERA	G	GS	CG	SHO	QS	IP	H	R	ER	HR	SO	BB
COLLINS, Z.	HO	TCBA	0	0	-	0	.00	1	0	0	0	0	1.0	2	0	0	0	0	0
MUNOZ, A.	HO	TCBA	1	1	.500	4	3.29	21	0	0	0	0	27.1	19	12	10	2	34	10
ALEXANDER, T.	HO	TCBA	4	2	.667	0	3.88	11	10	2	1	5	69.2	72	30	30	6	64	10
MARTIN, B.	HO	TCBA	1	5	.167	7	4.82	52	3	0	0	0	74.2	93	49	40	11	84	18
RODRIGUEZ, D.	HO	TCBA	7	17	.292	0	5.38	33	33	4	2	10	200.2	241	132	120	36	146	75
AGRAZAL, D.	HO	TCBA	2	10	.167	0	5.66	16	15	0	0	4	82.2	100	61	52	15	70	20
BUCHHOLZ, C.	HO	TCBA	9	15	.375	0	5.96	33	31	7	1	8	196.1	276	155	130	44	167	57
SANCHEZ, A.	HO	TCBA	6	17	.261	0	6.01	25	25	3	0	10	146.2	172	102	98	22	137	75
GAVIGLIO, S.	HO	TCBA	2	13	.133	4	6.16	60	2	2	0	1	99.1	109	76	68	25	94	35
MARGEVICIUS, N.	HO	TCBA	3	14	.176	0	6.27	37	24	1	0	5	168.0	238	140	117	53	140	45
PERALTA, W.	HO	TCBA	3	4	.429	1	6.31	49	1	1	0	0	82.2	96	62	58	17	72	40
HILDENBERGER, T.	HO	TCBA	1	6	.143	6	6.34	43	4	3	0	0	82.1	114	63	58	16	63	47
TORO, A.	HO	TCBA	0	0	-	0	6.75	1	0	0	0	0	1.1	1	1	1	1	0	1
TEHERAN, J.	MI	TCBA	0	3	.000	0	6.99	7	7	0	0	1	37.1	38	33	29	8	42	31
FONT, W.	HO	TCBA	3	6	.333	0	7.32	46	5	0	0	2	82.1	113	76	67	26	89	35
BARRACLOUGH, K.	HO	TCBA	1	4	.200	0	7.97	37	0	0	0	0	40.2	50	40	36	11	35	25
REYNOLDS, M.	HO	TCBA	0	2	.000	0	8.06	4	2	2	0	0	22.1	32	21	20	6	24	10
Horseshoe Bay Polos			43	119	.265	22	5.94	476	162	25	4	46	1415.1	1766	1053	934	299	1261	534



Clay Buchholz | PITCHER



17 Pitchers	Tm	Lg	SUP/9	R/9	ERA	BF/9	BR/9	H/9	BB/9	SO/9	HR/9	ERPT	OBA	BF	BR	IBB	HB	WP	BK
COLLINS, Z.	HO	TCBA	.0	.00	.00	45.0	18.0	18.0	.0	.0	.00	.5	.400	5	2	0	0	0	0
MUNOZ, A.	HO	TCBA	.0	3.95	3.29	36.2	8.2	6.3	2.0	11.2	.66	3.5	.192	110	25	4	0	0	1
ALEXANDER, T.	HO	TCBA	3.9	3.88	3.88	37.1	11.1	9.3	1.2	8.3	.78	4.5	.271	287	86	1	5	0	0
MARTIN, B.	HO	TCBA	.5	5.91	4.82	39.9	12.9	11.2	1.4	10.1	1.33	-3.0	.301	331	107	6	2	3	0
RODRIGUEZ, D.	HO	TCBA	4.1	5.92	5.38	40.5	14.3	10.8	3.3	6.5	1.61	-20.7	.296	904	318	2	4	4	0
AGRAZAL, D.	HO	TCBA	3.5	6.64	5.66	40.1	13.3	10.9	2.2	7.6	1.63	-11.1	.292	368	122	0	2	0	0
BUCHHOLZ, C.	HO	TCBA	4.6	7.11	5.96	42.1	15.5	12.7	2.5	7.7	2.02	-32.8	.326	919	339	3	9	2	0
SANCHEZ, A.	HO	TCBA	3.6	6.26	6.01	41.2	15.2	10.6	4.5	8.4	1.35	-25.4	.295	671	248	2	3	7	0
GAVIGLIO, S.	HO	TCBA	.3	6.89	6.16	40.0	13.4	9.9	3.0	8.5	2.27	-18.8	.275	441	148	2	6	0	1
MARGEVICIUS, N.	HO	TCBA	3.6	7.50	6.27	42.3	15.3	12.8	2.1	7.5	2.84	-33.8	.329	790	286	6	9	0	0
PERALTA, W.	HO	TCBA	.7	6.75	6.31	41.5	14.4	10.5	3.6	7.8	1.85	-17.1	.287	381	132	7	3	0	0
HILDENBERGER, T.	HO	TCBA	.5	6.89	6.34	43.1	17.4	12.5	4.3	6.9	1.75	-17.2	.339	394	159	8	6	2	0
TORO, A.	HO	TCBA	.0	6.75	6.75	40.5	13.5	6.8	6.8	.0	6.75	-.3	.200	6	2	0	0	0	0
TEHERAN, J.	MI	TCBA	4.1	7.96	6.99	42.9	16.6	9.2	7.5	10.1	1.93	-10.5	.266	178	69	0	0	0	0
FONT, W.	HO	TCBA	1.3	8.31	7.32	43.4	16.4	12.4	3.5	9.7	2.84	-26.2	.323	397	150	3	5	3	0
BARRACLOUGH, K.	HO	TCBA	.0	8.85	7.97	43.8	16.6	11.1	5.1	7.7	2.43	-15.9	.298	198	75	2	2	0	0
REYNOLDS, M.	HO	TCBA	2.4	8.46	8.06	44.7	17.3	12.9	3.6	9.7	2.42	-8.9	.327	111	43	1	2	1	0
Horseshoe Bay Polos			2.8	6.70	5.94	41.3	14.7	11.2	3.1	8.0	1.90	-233.5	.303	6491	2311	47	58	22	2



September 4, 2019

Anibal Sanchez strikes out 16 Raiders in Morgantown in 8 innings, despite suffering a 7-3 defeat.



Capitol



D i v i s i o n

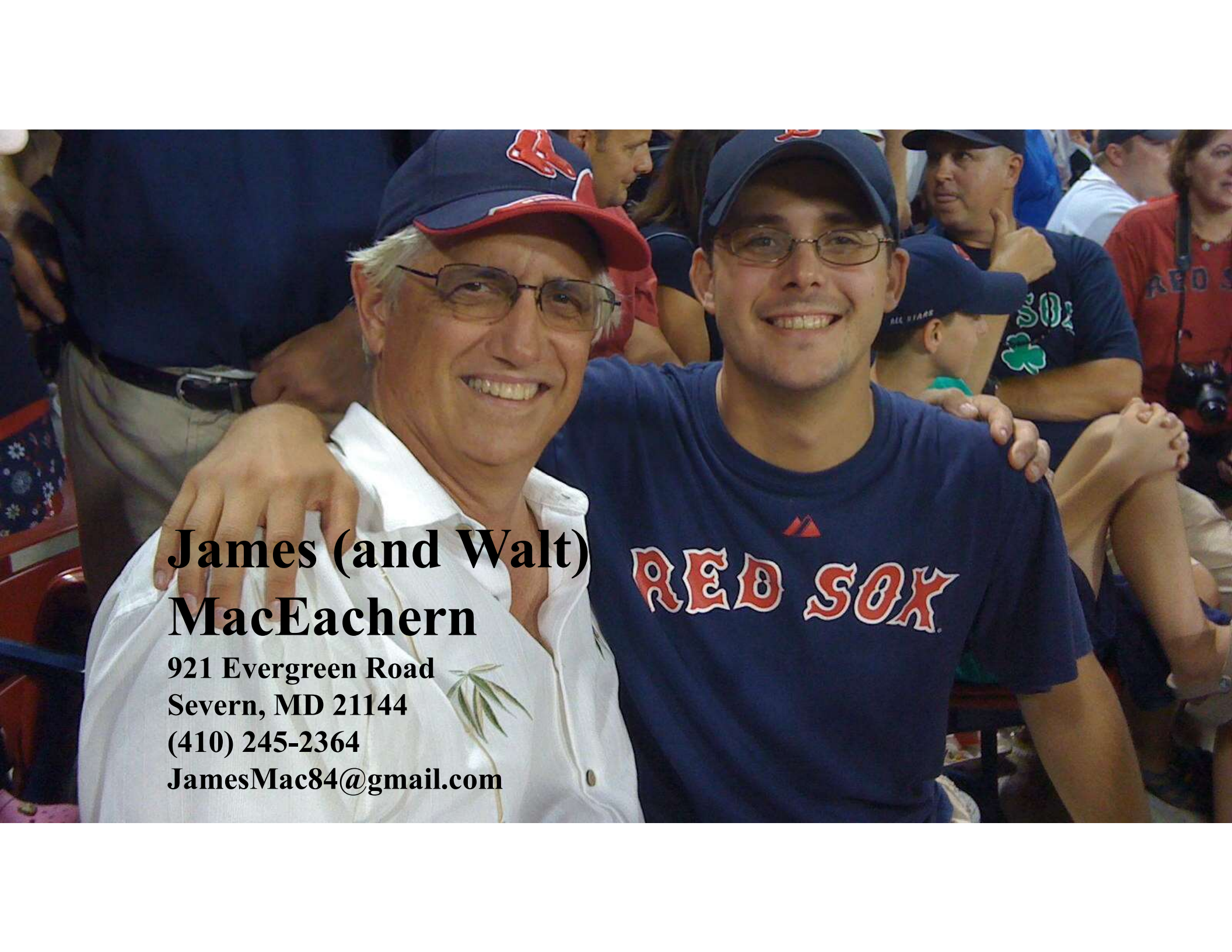


Scotsmen

EDINBURGH SCOTSMEN 2020 Opening Day Starting Lineup

1-Nick Markakis, LF 2-Avisail Garcia, CF 3-Ozzie Albies, 2B
4-Francisco Lindor, SS 5-Michael Conforto, RF 6-Luke Voit, 1B
7-Mike Moustakas, 3B 8-JT Realmuto, C 9-Mike Clevinger, P





**James (and Walt)
MacEachern**

**921 Evergreen Road
Severn, MD 21144
(410) 245-2364
JamesMac84@gmail.com**


U-TCBA20 - Edinburgh Scotsmen - Player Batting

32 Players	Tm	Lg	AVG	G	AB	R	H	2B	3B	HR	TB	RBI	SO	BB	ASB	SB	CS	SBP	GDP
BRITTON, Z.	ES	TCBA	1.000	60	2	1	2	0	0	1	5	3	0	0	0	0	0	-	0
SUAREZ, R.	ES	TCBA	1.000	38	1	0	1	0	0	0	1	0	0	0	0	0	0	-	0
BUCHTER, R.	ES	TCBA	.333	48	3	0	1	0	0	0	1	2	1	0	0	0	0	-	0
SUZUKI, K.	ES	TCBA	.318	45	110	18	35	3	0	11	71	22	17	5	0	0	0	-	6
LINDOR, F.	ES	TCBA	.313	145	581	97	182	41	3	28	313	125	98	36	23	21	2	91.3	7
ALBIES, O.	ES	TCBA	.303	162	637	123	193	48	4	36	357	93	156	74	14	10	4	71.4	8
MARKAKIS, N.	ES	TCBA	.292	118	384	69	112	31	1	16	193	54	62	48	1	1	0	100.0	3
HOSMER, E.	ES	TCBA	.278	117	389	46	108	25	0	13	172	52	98	29	0	0	0	-	3
BENINTENDI, A.	ES	TCBA	.277	109	274	36	76	18	3	5	115	29	76	22	7	3	4	42.9	7
CONFORTO, M.	ES	TCBA	.274	155	543	101	149	25	2	36	286	113	143	91	5	3	2	60.0	7
REALMUTO, J.	ES	TCBA	.268	140	555	95	149	45	1	18	250	65	138	37	6	5	1	83.3	13
VOIT, L.	ES	TCBA	.255	82	220	28	56	9	1	9	94	30	70	35	0	0	0	-	2
MOUSTAKAS, M.	ES	TCBA	.249	129	453	60	113	30	2	25	222	96	115	43	1	1	0	100.0	10
GARCIA, A.	ES	TCBA	.236	119	420	56	99	12	1	16	161	40	102	31	9	7	2	77.8	7
WYNNS, A.	ES	TCBA	.235	8	17	0	4	0	0	0	4	2	2	0	0	0	0	-	1
GREINKE, Z.	ES	TCBA	.229	35	96	12	22	4	3	8	56	14	27	3	0	0	0	-	1
HERNANDEZ, E.	ES	TCBA	.206	74	180	23	37	3	0	8	64	16	49	15	0	0	0	-	1
LUGO, D.	ES	TCBA	.206	75	180	19	37	10	0	3	56	15	51	6	0	0	0	-	5
CLEVINGER, M.	ES	TCBA	.196	23	46	4	9	1	1	0	12	2	16	6	0	0	0	-	0
PINEDA, M.	ES	TCBA	.193	27	57	4	11	3	0	0	14	1	19	0	0	0	0	-	0
BRADLEY, J.	ES	TCBA	.179	103	240	26	43	12	2	7	80	16	72	21	3	3	0	100.0	3
SABATHIA, C.	ES	TCBA	.167	24	18	1	3	0	0	0	3	2	10	1	0	0	0	-	0
EFLIN, Z.	ES	TCBA	.151	27	53	3	8	2	0	0	10	3	24	0	0	0	0	-	0
RODRIGUEZ, R.	ES	TCBA	.143	8	7	1	1	1	0	0	2	1	2	0	0	0	0	-	0
CORBIN, P.	ES	TCBA	.116	34	69	4	8	2	0	0	10	1	32	5	0	0	0	-	1
GLASNOW, T.	ES	TCBA	.000	7	14	0	0	0	0	0	0	0	9	1	0	0	0	-	0
RONDON, H.	ES	TCBA	.000	20	6	0	0	0	0	0	0	0	4	0	0	0	0	-	0
NEWBERRY, J.	ES	TCBA	.000	4	1	1	0	0	0	0	0	0	0	0	0	0	0	-	0
SHAFFER, J.	ES	TCBA	.000	9	1	0	0	0	0	0	0	0	1	0	0	0	0	-	0
BASS, A.	ES	TCBA	.000	40	1	0	0	0	0	0	0	0	0	0	0	0	0	-	0
SMITH, W.	ES	TCBA	.000	45	1	0	0	0	0	0	0	0	1	0	0	0	0	-	0
WITTGREN, N.	ES	TCBA	.000	65	1	0	0	0	0	0	0	0	0	0	0	0	0	-	0
Edinburgh Scotsmen			.262	2095	5560	828	1459	325	24	240	2552	797	1395	509	69	54	15	78.3	85



32 Players	Tm	Lg	AVG	OBP	SLG	OPS	ISO	SECA	TA	RCON	RC	RC/G	PA	IBB	HBP	SH	SF
BRITTON, Z.	ES	TCBA	1.000	1.000	2.500	3.500	1.500	1.500	-	1.9	5.0	-	2	0	0	0	0
SUAREZ, R.	ES	TCBA	1.000	1.000	1.000	2.000	.000	.000	-	.5	1.0	-	1	0	0	0	0
BUCHTER, R.	ES	TCBA	.333	.333	.333	.667	.000	.000	.500	-.0	.3	4.5	3	0	0	0	0
SUZUKI, K.	ES	TCBA	.318	.359	.645	1.004	.327	.373	.963	11.0	22.4	7.5	118	0	2	0	0
LINDOR, F.	ES	TCBA	.313	.354	.539	.893	.225	.320	.914	43.9	114.0	7.5	624	2	3	0	4
ALBIES, O.	ES	TCBA	.303	.378	.560	.938	.257	.383	.974	56.2	138.0	8.2	717	1	3	0	1
MARKAKIS, N.	ES	TCBA	.292	.368	.503	.870	.211	.339	.880	25.8	74.8	7.3	435	1	0	0	3
HOSMER, E.	ES	TCBA	.278	.329	.442	.771	.165	.239	.711	10.1	57.8	5.5	420	2	1	0	1
BENINTENDI, A.	ES	TCBA	.277	.337	.420	.756	.142	.219	.684	4.7	37.1	4.8	300	0	3	0	1
CONFORTO, M.	ES	TCBA	.274	.385	.527	.912	.252	.422	.965	46.2	116.9	7.8	647	2	9	0	3
REALMUTO, J.	ES	TCBA	.268	.316	.450	.767	.182	.256	.702	13.9	77.4	4.9	598	0	3	0	3
VOIT, L.	ES	TCBA	.255	.376	.427	.803	.173	.332	.831	11.4	39.2	6.3	266	0	9	0	2
MOUSTAKAS, M.	ES	TCBA	.249	.319	.490	.809	.241	.338	.771	17.6	70.1	5.4	502	4	4	0	2
GARCIA, A.	ES	TCBA	.236	.291	.383	.675	.148	.233	.609	-3.2	47.0	3.8	453	0	2	0	0
WYNNS, A.	ES	TCBA	.235	.235	.235	.471	.000	.000	.286	-1.4	.7	1.4	17	0	0	0	0
GREINKE, Z.	ES	TCBA	.229	.250	.583	.833	.354	.385	.787	3.2	13.7	4.7	103	0	0	3	1
HERNANDEZ, E.	ES	TCBA	.206	.267	.356	.622	.150	.233	.549	-5.2	17.7	3.3	196	2	0	1	0
LUGO, D.	ES	TCBA	.206	.235	.311	.546	.106	.139	.426	-10.2	12.1	2.2	188	0	1	0	0
CLEVINGER, M.	ES	TCBA	.196	.283	.261	.544	.065	.196	.486	-2.2	4.1	2.8	55	0	0	2	1
PINEDA, M.	ES	TCBA	.193	.193	.246	.439	.053	.053	.304	-5.4	3.3	1.5	70	0	0	13	0
BRADLEY, J.	ES	TCBA	.179	.248	.333	.581	.154	.254	.525	-9.5	20.7	2.8	263	0	1	1	0
SABATHIA, C.	ES	TCBA	.167	.211	.167	.377	.000	.056	.267	-2.0	.8	1.3	20	0	0	1	0
EFLIN, Z.	ES	TCBA	.151	.151	.189	.340	.038	.038	.222	-6.9	1.7	.9	57	0	0	4	0
RODRIGUEZ, R.	ES	TCBA	.143	.143	.286	.429	.143	.143	.333	-.7	.3	1.3	7	0	0	0	0
CORBIN, P.	ES	TCBA	.116	.176	.145	.321	.029	.101	.242	-9.2	2.4	.9	85	0	0	11	0
GLASNOW, T.	ES	TCBA	.000	.067	.000	.067	.000	.071	.071	-3.2	.1	.1	17	0	0	2	0
RONDON, H.	ES	TCBA	.000	.000	.000	.000	.000	.000	.000	-1.5	.0	.0	6	0	0	0	0
NEWBERRY, J.	ES	TCBA	.000	.000	.000	.000	.000	.000	.000	-.3	.0	.0	3	0	0	2	0
SHAFER, J.	ES	TCBA	.000	.000	.000	.000	.000	.000	.000	-.3	.0	.0	2	0	0	1	0
BASS, A.	ES	TCBA	.000	.000	.000	.000	.000	.000	.000	-.3	.0	.0	1	0	0	0	0
SMITH, W.	ES	TCBA	.000	.000	.000	.000	.000	.000	.000	-.3	.0	.0	1	0	0	0	0
WITTGREN, N.	ES	TCBA	.000	.000	.000	.000	.000	.000	.000	-.3	.0	.0	1	0	0	0	0
Edinburgh Scotsmen			.262	.328	.459	.787	.197	.295	.751	184.1	851.1	5.4	6178	14	41	41	22

17 Pitchers	Tm	Lg	W	L	PCT	SV	ERA	G	GS	CG	SHO	QS	IP	H	R	ER	HR	SO	BB
BRITTON, Z.	ES	TCBA	1	4	.200	29	1.66	60	0	0	0	0	59.2	25	11	11	4	46	28
GLASNOW, T.	ES	TCBA	4	2	.667	0	1.68	7	7	1	0	7	48.1	23	10	9	6	60	7
SUAREZ, R.	ES	TCBA	2	0	1.000	5	1.90	38	0	0	0	0	42.2	35	10	9	3	47	9
WITTGREN, N.	ES	TCBA	4	3	.571	6	2.24	65	0	0	0	0	68.1	43	18	17	10	81	14
SMITH, W.	ES	TCBA	1	3	.250	4	2.35	45	0	0	0	0	46.0	31	18	12	9	65	10
CLEVINGER, M.	ES	TCBA	12	9	.571	0	2.63	23	23	0	0	17	144.0	93	44	42	18	167	44
NEWBERRY, J.	ES	TCBA	1	0	1.000	1	2.70	4	0	0	0	0	10.0	8	3	3	2	8	3
GREINKE, Z.	ES	TCBA	24	5	.828	1	2.76	35	34	6	4	24	250.2	166	83	77	28	222	34
SHAFER, J.	ES	TCBA	2	0	1.000	1	2.81	9	0	0	0	0	16.0	13	5	5	2	18	4
CORBIN, P.	ES	TCBA	21	7	.750	0	3.00	34	34	1	1	23	228.0	160	85	76	26	231	78
BASS, A.	ES	TCBA	5	0	1.000	0	3.09	40	0	0	0	0	43.2	34	18	15	5	38	15
PINEDA, M.	ES	TCBA	14	5	.737	0	3.48	27	26	1	1	15	170.2	141	72	66	23	159	52
RONDON, H.	ES	TCBA	1	1	.500	0	3.82	20	2	1	1	1	30.2	30	13	13	3	28	14
EFLIN, Z.	ES	TCBA	12	7	.632	0	4.09	27	25	0	0	12	151.2	140	69	69	22	121	41
BUCHTER, R.	ES	TCBA	1	2	.333	3	4.36	48	0	0	0	0	43.1	44	21	21	5	42	19
RODRIGUEZ, R.	ES	TCBA	0	1	.000	2	6.65	8	1	0	0	0	23.0	23	17	17	8	18	10
SABATHIA, C.	ES	TCBA	2	6	.250	1	7.49	24	10	0	0	2	69.2	90	67	58	21	73	32
Edinburgh Scotsmen			107	55	.660	53	3.24	514	162	10	7	101	1446.1	1099	564	520	195	1424	414



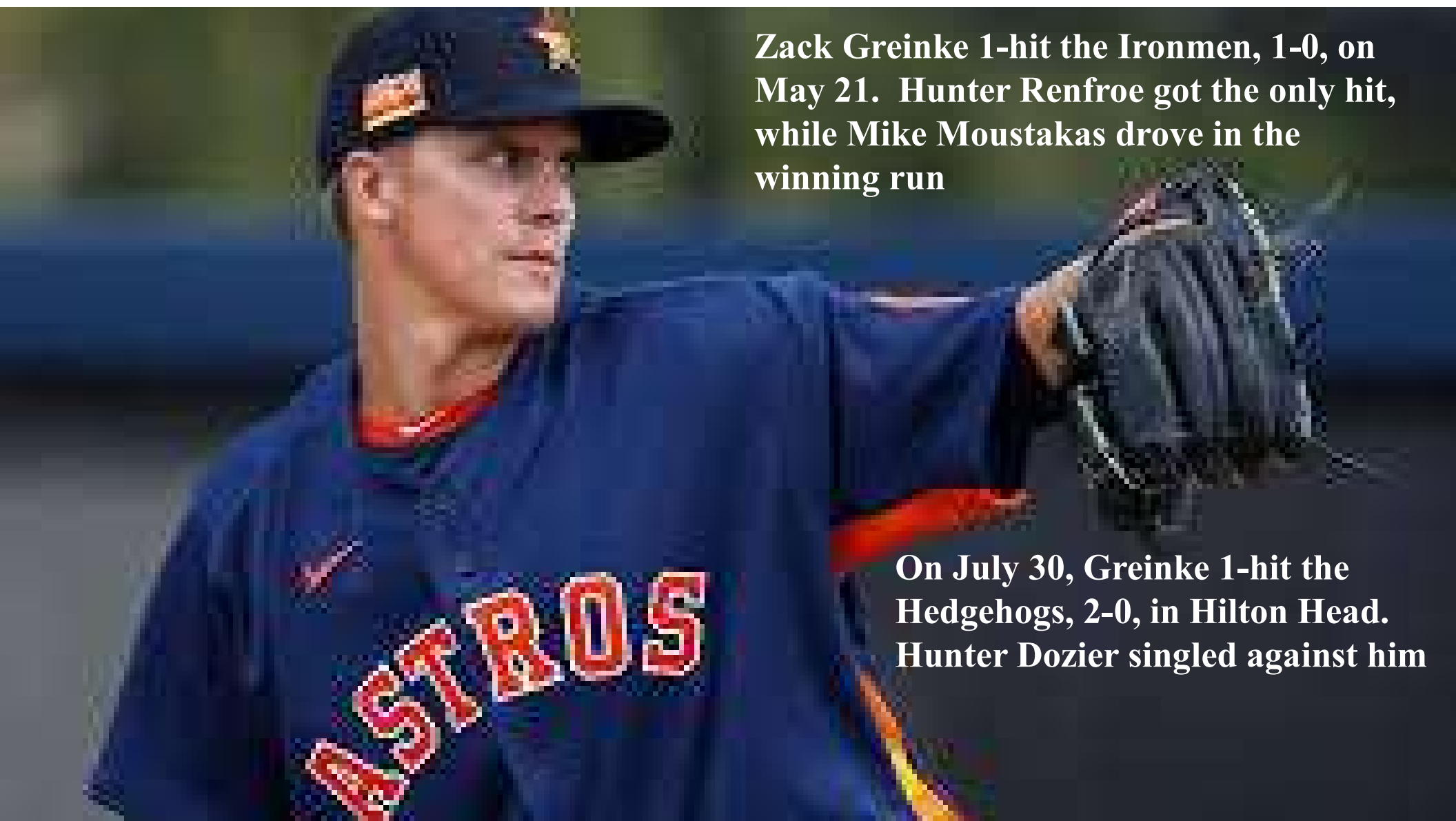
ZACK GREINKE 2019

BECOMES 37th ACTIVE 200 WIN PITCHER IN 4-1 VICTORY

17 Pitchers	Tm	Lg	SUP/9	R/9	ERA	BF/9	BR/9	H/9	BB/9	SO/9	HR/9	ERPT	OBA	BF	BR	IBB	HB	WP	BK
BRITTON, Z.	ES	TCBA	.0	1.66	1.66	34.5	7.8	3.8	4.1	6.9	.60	18.5	.126	229	52	1	0	2	0
GLASNOW, T.	ES	TCBA	4.3	1.86	1.68	33.3	5.6	4.3	1.3	11.2	1.12	14.9	.135	179	30	0	0	1	0
SUAREZ, R.	ES	TCBA	.0	2.11	1.90	37.3	9.1	7.4	1.5	9.9	.63	12.1	.211	177	43	2	1	1	0
WITTGREN, N.	ES	TCBA	.0	2.37	2.24	34.2	7.4	5.7	1.7	10.7	1.32	16.8	.176	260	56	1	0	0	0
SMITH, W.	ES	TCBA	.0	3.52	2.35	35.2	8.0	6.1	2.0	12.7	1.76	10.8	.183	180	41	0	0	2	0
CLEVINGER, M.	ES	TCBA	4.8	2.75	2.63	35.1	8.8	5.8	2.7	10.4	1.13	29.3	.182	561	141	1	5	0	0
NEWBERRY, J.	ES	TCBA	.0	2.70	2.70	36.0	10.8	7.2	2.7	7.2	1.80	1.9	.222	40	12	0	1	0	0
GREINKE, Z.	ES	TCBA	5.3	2.98	2.76	33.9	7.5	6.0	1.2	8.0	1.01	47.1	.186	944	210	0	10	1	1
SHAFER, J.	ES	TCBA	.0	2.81	2.81	36.0	9.6	7.3	2.3	10.1	1.13	2.9	.220	64	17	0	0	0	0
CORBIN, P.	ES	TCBA	5.3	3.36	3.00	36.0	9.8	6.3	3.1	9.1	1.03	36.9	.196	911	249	0	11	0	0
BASS, A.	ES	TCBA	.0	3.71	3.09	36.9	9.9	7.0	2.9	7.8	1.03	6.6	.210	179	48	1	0	1	0
PINEDA, M.	ES	TCBA	6.6	3.80	3.48	36.6	10.4	7.4	2.7	8.4	1.21	18.5	.222	694	197	0	4	1	0
RONDON, H.	ES	TCBA	1.2	3.82	3.82	39.0	12.6	8.8	3.8	8.2	.88	2.2	.252	133	43	1	0	0	0
EFLIN, Z.	ES	TCBA	5.9	4.09	4.09	37.4	11.3	8.3	2.4	7.2	1.31	6.1	.247	630	190	0	9	2	0
BUCHTER, R.	ES	TCBA	.0	4.36	4.36	39.3	12.9	9.1	3.7	8.7	1.04	.4	.263	189	62	1	0	0	0
RODRIGUEZ, R.	ES	TCBA	1.6	6.65	6.65	39.9	13.3	9.0	3.9	7.0	3.13	-5.6	.256	102	34	0	1	0	0
SABATHIA, C.	ES	TCBA	3.2	8.66	7.49	41.9	15.9	11.6	4.1	9.4	2.71	-23.5	.314	324	123	0	1	0	0
Edinburgh Scotsmen			4.0	3.51	3.24	36.1	9.6	6.8	2.5	8.9	1.21	195.9	.208	5796	1548	8	43	11	1



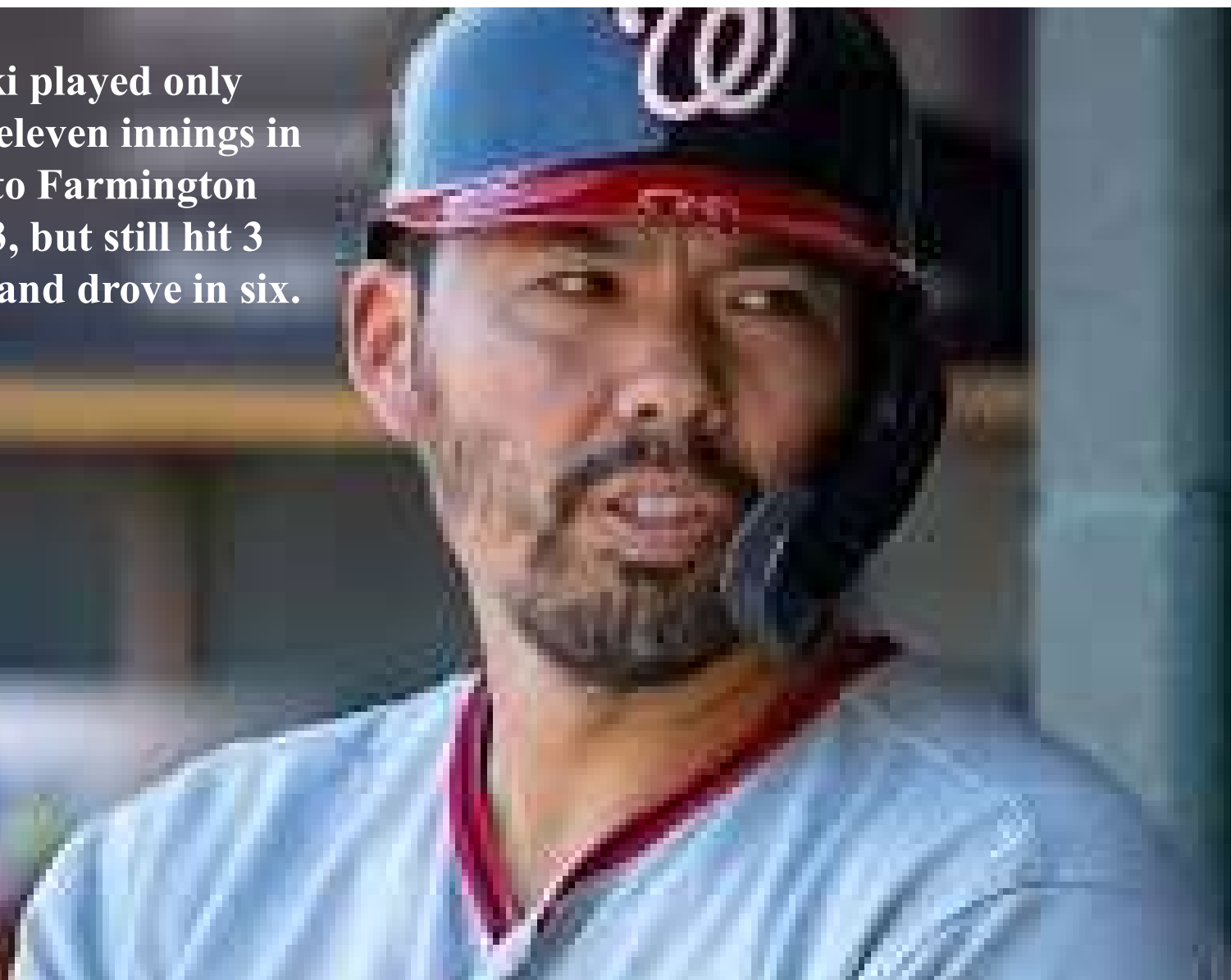
PATRICK CORBIN



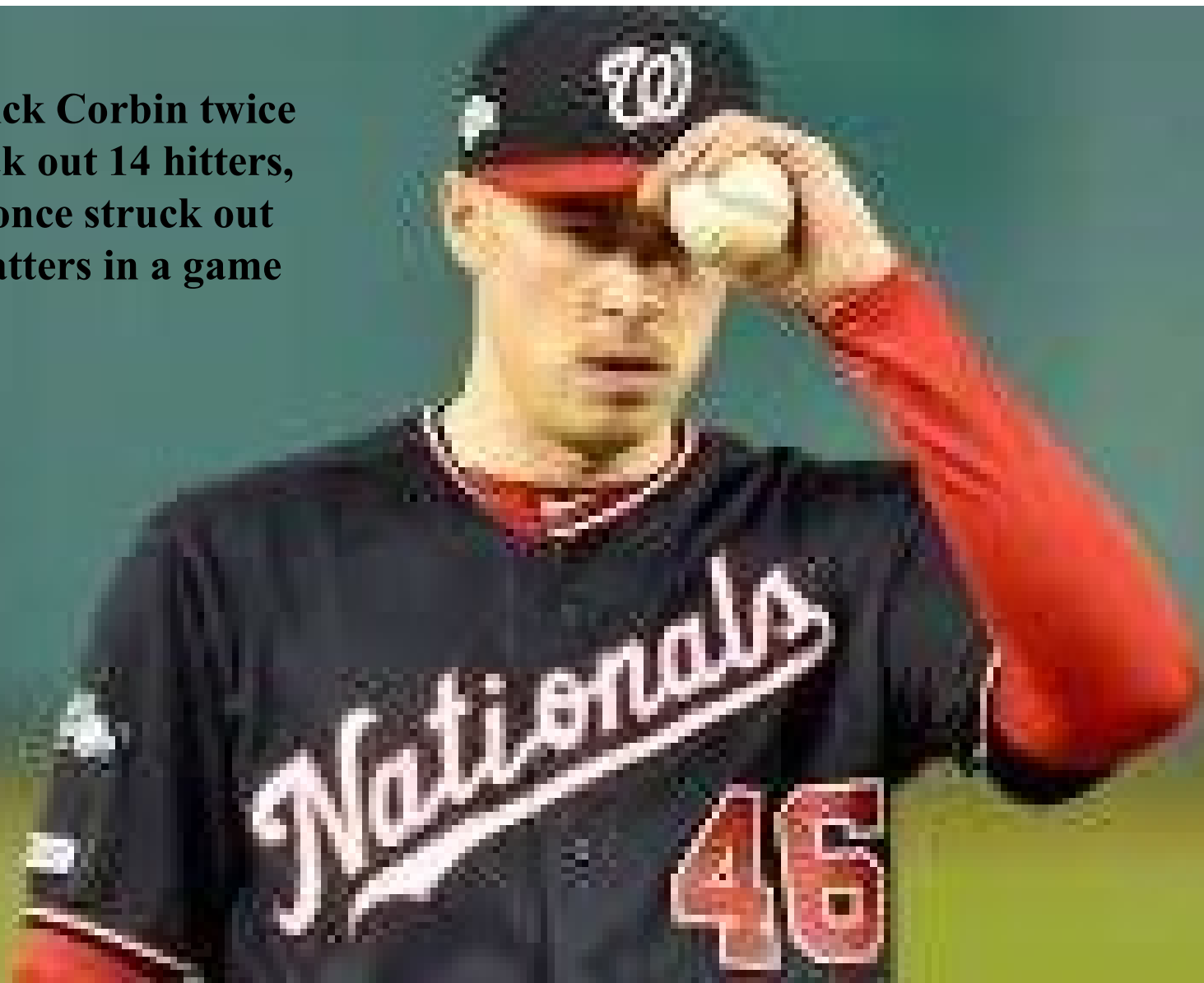
Zack Greinke 1-hit the Ironmen, 1-0, on May 21. Hunter Renfroe got the only hit, while Mike Moustakas drove in the winning run

On July 30, Greinke 1-hit the Hedgehogs, 2-0, in Hilton Head. Hunter Dozier singled against him

Kurt Suzuki played only nine of the eleven innings in a 10-7 loss to Farmington on August 3, but still hit 3 home runs and drove in six.



Patrick Corbin twice struck out 14 hitters, and once struck out 13 batters in a game



All four of the Scotsmen grand slams were hit at home this year. The slugging quartet consisted of Ozzie Albies, Mike Moustakas, Michael Conforto and Eric Hosmer





GUNPOWDER



GUNPOWDER IRONMEN

2020 Opening Day

Starting Lineup

1-DJ LeMahieu, 2B

2-Xander Bogaerts, SS

3-Corey Dickerson, LF

4-Trey Mancini, CF

5-Rafael Devers, 3B

6-Christian Vazquez, C

7-Mitch Moreland, 1B

8-Dwight Smith, RF

9-E Rodriguez, P



Walt MacEachern

14105 Fox Manor Lane

Phoenix, MD 21131

(410) 592-2745

waltermac@aol.com



U-TCBA20 - Gunpowder Ironmen - Player Batting



33 Players	Tm	Lg	AVG	G	AB	R	H	2B	3B	HR	TB	RBI	SO	BB	ASB	SB	CS	SBP	GDP
NIDO, T.	GU	TCBA	.348	17	46	5	16	2	0	3	27	11	13	2	0	0	0	-	1
HAND, B.	GU	TCBA	.333	63	3	0	1	1	0	0	2	0	0	0	0	0	0	-	0
BOGAERTS, X.	GU	TCBA	.317	146	565	102	179	50	0	31	322	83	120	66	7	6	1	85.7	7
MOLINA, Y.	GU	TCBA	.301	57	206	28	62	14	0	5	91	32	28	12	1	1	0	100.0	3
MARQUEZ, G.	GU	TCBA	.290	31	62	7	18	9	1	0	29	7	13	1	0	0	0	-	2
DEVERS, R.	GU	TCBA	.283	151	597	87	169	47	2	26	298	81	137	33	5	2	3	40.0	7
MANCINI, T.	GU	TCBA	.271	159	616	97	167	34	3	40	327	112	159	56	0	0	0	-	12
RENGIFO, L.	GU	TCBA	.271	63	133	17	36	9	2	2	55	11	48	20	0	0	0	-	0
ALBERTO, H.	GU	TCBA	.270	88	237	29	64	12	0	7	97	29	34	6	0	0	0	-	2
BAUERS, J.	GU	TCBA	.268	44	112	16	30	6	1	4	50	16	24	20	0	0	0	-	2
CAVE, J.	GU	TCBA	.260	80	146	28	38	6	0	10	74	22	53	7	0	0	0	-	2
SMITH, D.	GU	TCBA	.259	91	197	25	51	12	4	7	92	21	47	12	1	1	0	100.0	2
CRON, C.	GU	TCBA	.251	69	187	28	47	11	0	6	76	26	38	14	0	0	0	-	5
DICKERSON, C.	GU	TCBA	.251	82	295	40	74	28	2	8	130	38	66	11	1	1	0	100.0	4
CUTHBERT, C.	GU	TCBA	.250	33	96	13	24	3	0	3	36	10	16	14	0	0	0	-	3
TAYLOR, J.	GU	TCBA	.250	41	4	0	1	0	0	0	1	0	2	0	0	0	0	-	0
LeMAHIEU, D.	GU	TCBA	.247	133	519	68	128	28	1	12	194	45	86	36	10	6	4	60.0	9
MORELAND, M.	GU	TCBA	.243	110	276	37	67	19	0	15	131	37	76	44	0	0	0	-	7
GAMEL, B.	GU	TCBA	.242	100	281	38	68	17	0	5	100	24	90	27	4	3	1	75.0	1
VAZQUEZ, C.	GU	TCBA	.232	110	380	37	88	15	0	16	151	46	86	16	2	1	1	50.0	9
RENFROE, H.	GU	TCBA	.222	112	320	42	71	16	2	24	163	54	107	32	0	0	0	-	4
WEAVER, L.	GU	TCBA	.200	15	20	1	4	0	0	1	7	2	9	2	0	0	0	-	0
THORNTON, T.	GU	TCBA	.175	32	57	2	10	2	1	0	14	2	21	2	0	0	0	-	2
CAMARGO, J.	GU	TCBA	.161	45	93	8	15	6	0	3	30	9	17	6	0	0	0	-	4
CHIRINOS, Y.	GU	TCBA	.159	27	44	2	7	0	0	0	7	2	10	3	0	0	0	-	1
SMYLY, D.	GU	TCBA	.158	18	19	1	3	0	0	0	3	1	11	2	0	0	0	-	0
BARRIA, J.	GU	TCBA	.148	28	27	0	4	1	0	0	5	1	6	2	0	0	0	-	3
CIMBER, A.	GU	TCBA	.143	44	7	2	1	1	0	0	2	0	1	1	0	0	0	-	0
RODRIGUEZ, E.	GU	TCBA	.118	35	76	1	9	1	0	0	10	1	23	3	0	0	0	-	2
CESSA, L.	GU	TCBA	.111	58	9	2	1	0	0	0	1	2	4	0	0	0	0	-	0
EICKHOFF, J.	GU	TCBA	.042	15	24	0	1	0	0	0	1	1	13	1	0	0	0	-	1
SUERO, W.	GU	TCBA	.000	65	7	0	0	0	0	0	0	0	3	0	0	0	0	-	0
PAGAN, E.	GU	TCBA	.000	60	3	0	0	0	0	0	0	0	1	1	0	0	0	-	0
Gunpowder Ironmen			.257	2222	5664	763	1454	350	19	228	2526	726	1362	452	31	21	10	67.7	95



U-TCBA20 - Gunpowder Ironmen - Player Batting

33 Players	Tm	Lg	AVG	OBP	SLG	OPS	ISO	SECA	TA	RCON	RC	RC/G	PA	IBB	HBP	SH	SF
NIDO, T.	GU	TCBA	.348	.375	.587	.962	.239	.283	.935	4.0	9.7	8.4	48	1	0	0	0
HAND, B.	GU	TCBA	.333	.333	.667	1.000	.333	.333	1.000	.3	.7	9.0	3	0	0	0	0
BOGAERTS, X.	GU	TCBA	.317	.387	.570	.957	.253	.379	1.000	55.0	128.4	8.8	633	1	0	0	2
MOLINA, Y.	GU	TCBA	.301	.341	.442	.783	.141	.204	.721	6.9	31.6	5.7	223	1	2	0	3
MARQUEZ, G.	GU	TCBA	.290	.297	.468	.765	.177	.194	.652	1.2	8.0	4.3	67	0	0	3	1
DEVERS, R.	GU	TCBA	.283	.322	.499	.821	.216	.270	.767	23.0	94.7	5.8	637	4	3	0	4
MANCINI, T.	GU	TCBA	.271	.328	.531	.859	.260	.351	.833	34.2	107.4	6.2	682	4	1	0	9
RENGIFO, L.	GU	TCBA	.271	.370	.414	.784	.143	.293	.784	5.3	22.4	6.2	154	0	1	0	0
ALBERTO, H.	GU	TCBA	.270	.286	.409	.695	.139	.165	.589	-1.2	27.6	4.2	245	0	0	0	2
BAUERS, J.	GU	TCBA	.268	.393	.446	.839	.179	.357	.869	7.3	21.0	6.8	135	1	3	0	0
CAVE, J.	GU	TCBA	.260	.314	.507	.821	.247	.295	.782	5.9	23.4	5.7	159	1	5	0	1
SMITH, D.	GU	TCBA	.259	.305	.467	.772	.208	.274	.716	4.5	28.3	5.1	211	1	1	1	0
CRON, C.	GU	TCBA	.251	.322	.406	.729	.155	.230	.669	2.9	24.8	4.5	211	0	7	0	3
DICKERSON, C.	GU	TCBA	.251	.278	.441	.718	.190	.231	.631	.9	35.3	4.2	306	0	0	0	0
CUTHBERT, C.	GU	TCBA	.250	.348	.375	.723	.125	.271	.680	1.8	13.0	4.6	112	0	1	0	1
TAYLOR, J.	GU	TCBA	.250	.250	.250	.500	.000	.000	.333	-.3	.3	2.3	4	0	0	0	0
LeMAHIEU, D.	GU	TCBA	.247	.295	.374	.669	.127	.200	.587	-5.9	56.6	3.8	559	0	1	0	3
MORELAND, M.	GU	TCBA	.243	.346	.475	.820	.232	.391	.810	13.7	46.2	5.8	321	1	0	0	1
GAMEL, B.	GU	TCBA	.242	.315	.356	.671	.114	.217	.619	-1.3	33.8	4.2	312	0	3	1	0
VAZQUEZ, C.	GU	TCBA	.232	.262	.397	.659	.166	.208	.556	-7.4	36.9	3.3	397	1	0	0	1
RENFROE, H.	GU	TCBA	.222	.294	.509	.803	.288	.388	.775	10.4	48.5	5.2	354	1	1	0	1
WEAVER, L.	GU	TCBA	.200	.273	.350	.623	.150	.250	.563	-.6	2.1	3.2	24	0	0	2	0
THORNTON, T.	GU	TCBA	.175	.203	.246	.449	.070	.105	.327	-5.3	2.5	1.4	59	0	0	0	0
CAMARGO, J.	GU	TCBA	.161	.212	.323	.535	.161	.226	.439	-5.8	5.4	1.8	99	0	0	0	0
CHIRINOS, Y.	GU	TCBA	.159	.213	.159	.372	.000	.068	.263	-5.0	1.9	1.1	54	0	0	7	0
SMYLY, D.	GU	TCBA	.158	.238	.158	.396	.000	.105	.313	-2.0	.8	1.4	21	0	0	0	0
BARRIA, J.	GU	TCBA	.148	.207	.185	.392	.037	.111	.269	-2.9	.7	.6	32	0	0	3	0
CIMBER, A.	GU	TCBA	.143	.250	.286	.536	.143	.286	.500	-.4	.6	2.5	8	0	0	0	0
RODRIGUEZ, E.	GU	TCBA	.118	.163	.132	.294	.013	.053	.203	-10.9	1.9	.7	88	0	1	8	0
CESSA, L.	GU	TCBA	.111	.111	.111	.222	.000	.000	.125	-1.5	.2	.5	10	0	0	1	0
EICKHOFF, J.	GU	TCBA	.042	.080	.042	.122	.000	.042	.083	-5.0	.1	.1	26	0	0	1	0
SUERO, W.	GU	TCBA	.000	.000	.000	.000	.000	.000	.000	-1.8	.0	.0	10	0	0	3	0
PAGAN, E.	GU	TCBA	.000	.250	.000	.250	.000	.333	.333	-.4	.1	.6	4	0	0	0	0
Gunpowder Ironmen			.257	.313	.446	.759	.189	.271	.702	119.7	793.4	4.9	6208	17	30	30	32


U-TCBA20 - Gunpowder Ironmen - Player Pitching



15 Pitchers	Tm	Lg	W	L	PCT	SV	ERA	G	GS	CG	SHO	QS	IP	H	R	ER	HR	SO	BB
HAND, B.	GU	TCBA	3	3	.500	7	2.26	63	0	0	0	0	67.2	48	23	17	7	82	18
PAGAN, E.	GU	TCBA	5	3	.625	21	2.71	60	0	0	0	0	66.1	37	24	20	10	76	24
WEAVER, L.	GU	TCBA	4	5	.444	0	3.69	15	11	0	0	7	70.2	66	30	29	10	75	16
CHIRINOS, Y.	GU	TCBA	9	8	.529	0	3.91	27	22	2	1	14	147.1	136	69	64	16	118	47
RODRIGUEZ, E.	GU	TCBA	15	15	.500	0	4.03	35	35	6	1	19	234.1	193	117	105	35	195	76
SUERO, W.	GU	TCBA	3	3	.500	0	4.20	65	0	0	0	0	79.1	84	40	37	14	89	28
MARQUEZ, G.	GU	TCBA	9	7	.563	0	4.24	31	29	1	1	15	182.2	177	97	86	34	160	60
THORNTON, T.	GU	TCBA	9	12	.429	0	4.29	32	25	2	0	11	167.2	196	91	80	28	171	55
TAYLOR, J.	GU	TCBA	2	1	.667	4	4.86	41	1	0	0	0	53.2	45	33	29	14	60	23
EICKHOFF, J.	GU	TCBA	2	6	.250	0	5.40	15	11	0	0	6	70.0	81	45	42	14	91	22
CESSA, L.	GU	TCBA	5	3	.625	2	5.61	58	0	0	0	0	78.2	83	58	49	18	82	47
BARRIA, J.	GU	TCBA	6	6	.500	0	5.87	28	17	0	0	4	104.1	132	78	68	29	110	41
CIMBER, A.	GU	TCBA	2	4	.333	1	6.02	44	0	0	0	0	61.1	64	42	41	13	54	25
SMYLY, D.	GU	TCBA	2	10	.167	1	11.97	18	11	0	0	1	61.2	99	89	82	21	67	45
GAMEL, B.	GU	TCBA	0	0	-	0	40.50	1	0	0	0	0	1.1	4	6	6	2	1	2
Gunpowder Ironmen			76	86	.469	36	4.70	533	162	11	3	77	1447.0	1445	842	755	265	1431	529

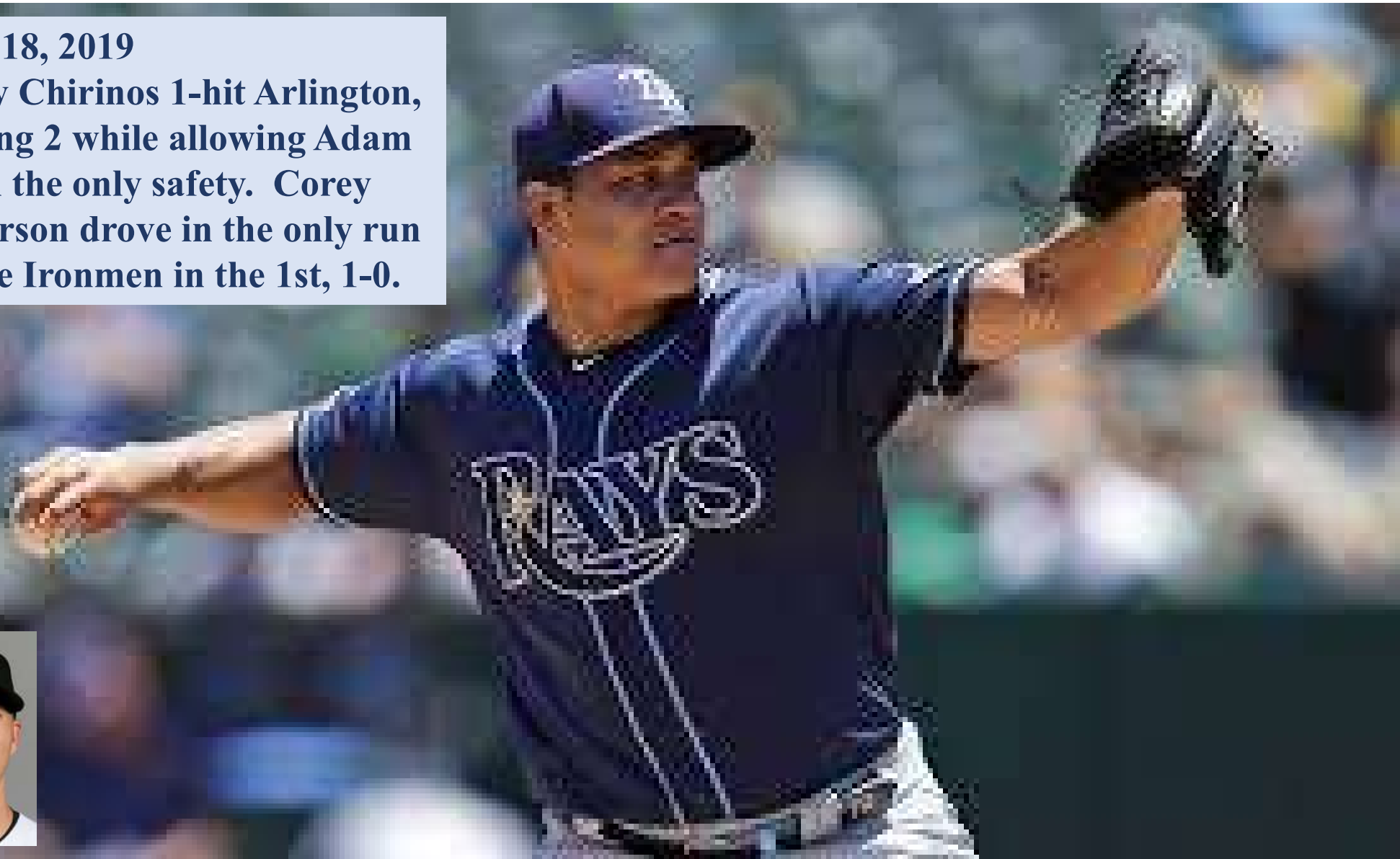


15 Pitchers	Tm	Lg	SUP/9	R/9	ERA	BF/9	BR/9	H/9	BB/9	SO/9	HR/9	ERPT	OBA	BF	BR	IBB	HB	WP	BK
HAND, B.	GU	TCBA	.0	3.06	2.26	36.0	8.9	6.4	2.3	10.9	.93	16.5	.194	271	67	1	2	0	0
PAGAN, E.	GU	TCBA	.0	3.26	2.71	34.7	8.3	5.0	3.1	10.3	1.36	12.8	.164	256	61	1	1	5	0
WEAVER, L.	GU	TCBA	3.1	3.82	3.69	37.6	11.2	8.4	2.0	9.6	1.27	6.0	.248	295	88	0	6	0	0
CHIRINOS, Y.	GU	TCBA	4.2	4.21	3.91	37.6	11.5	8.3	2.8	7.2	.98	8.9	.248	615	188	1	6	1	1
RODRIGUEZ, E.	GU	TCBA	4.3	4.49	4.03	37.4	10.9	7.4	2.9	7.5	1.34	11.0	.222	974	285	0	16	3	0
SUERO, W.	GU	TCBA	.0	4.54	4.20	39.0	12.4	9.5	2.6	10.1	1.59	2.3	.270	344	109	5	2	0	1
MARQUEZ, G.	GU	TCBA	4.8	4.78	4.24	38.3	12.0	8.7	3.0	7.9	1.68	4.4	.254	777	243	0	6	2	0
THORNTON, T.	GU	TCBA	4.8	4.88	4.29	40.3	13.6	10.5	2.9	9.2	1.50	3.0	.287	750	254	1	4	1	0
TAYLOR, J.	GU	TCBA	1.5	5.53	4.86	38.1	11.1	7.5	3.2	10.1	2.35	-2.4	.228	227	66	4	2	1	0
EICKHOFF, J.	GU	TCBA	4.6	5.79	5.40	39.5	13.4	10.4	2.7	11.7	1.80	-7.4	.286	307	104	1	2	0	0
CESSA, L.	GU	TCBA	.0	6.64	5.61	41.6	14.8	9.5	5.1	9.4	2.06	-10.1	.265	364	129	2	1	1	0
BARRIA, J.	GU	TCBA	4.7	6.73	5.87	41.8	15.4	11.4	3.5	9.5	2.50	-16.4	.304	485	179	0	6	1	0
CIMBER, A.	GU	TCBA	.0	6.16	6.02	40.1	12.9	9.4	3.1	7.9	1.91	-10.6	.262	273	88	4	3	0	0
SMYLY, D.	GU	TCBA	4.4	12.99	11.97	48.5	21.3	14.4	6.4	9.8	3.06	-51.5	.355	332	146	1	3	1	0
GAMEL, B.	GU	TCBA	.0	40.50	40.50	67.5	40.5	27.0	13.5	6.8	13.50	-5.3	.500	10	6	0	0	0	0
Gunpowder Ironmen			3.2	5.24	4.70	39.1	12.5	9.0	3.2	8.9	1.65	-38.8	.258	6280	2013	21	60	16	2



April 18, 2019

**Yonny Chirinos 1-hit Arlington,
walking 2 while allowing Adam
Eaton the only safety. Corey
Dickerson drove in the only run
for the Ironmen in the 1st, 1-0.**





May 11, 2019
Xander Bogaerts homered
three (3) times, and drove in
7 runs, in a 15-9 loss to
Rapidan

A photograph of baseball player Corey Dickerson in a Philadelphia Phillies uniform. He is wearing a red cap with a white 'P', a grey jersey with 'Phillie Phanatic' in red script, and blue batting gloves with red wristbands. He is looking off to the side with a neutral expression. The background is dark and out of focus, suggesting a stadium at night.

June 27, 2019

Corey Dickerson had two doubles and two home runs, driving in 7 runs in a 14-7 win in Evanston.

September 19, 2019

Dwight Smith, Jr had two doubles, a triple and a home run in an 8-2 win at Silver Spring.



Double Grand Slam


Not once, but twice this year, the Ironmen hit two grand slams in one game. Ben Gamel and Rafael Devers did it on Aug 21, while Trey Mancini and Christian Vazquez did it on Aug 27 vs Farmington. Mancini and Xander Bogaerts also did it on separate occasions.





Invisifree





**INNISFREE DUKES 2020
Opening Day Starting Lineup**

**1-Amed Rosario, SS 2-Charlie Blackmon, LF 3-Juan Soto, CF
4-Jose Abreu, 1B 5-Gio Urshela, 3B 6-Travis d'Arnaud, C
7-Daniel Gordon, 2B 8-Melky Cabrera, RF 9-Sandy Alcantara, P**



Mike Kane

**105 Shaker Court North
New Windsor, NY 12553**

(845) 863-6041

Blarneytoo@gmail.com

35 Players	Tm	Lg	AVG	G	AB	R	H	2B	3B	HR	TB	RBI	SO	BB	ASB	SB	CS	SBP	GDP
PERDOMO, L.	ID	TCBA	.400	54	5	1	2	0	0	1	5	2	2	0	0	0	0	-	0
FLORES, W.	ID	TCBA	.380	94	205	38	78	19	0	9	124	42	17	20	0	0	0	-	3
URSHELA, G.	ID	TCBA	.336	117	453	78	152	36	2	22	258	87	98	30	1	1	0	100.0	12
BLACKMON, C.	ID	TCBA	.333	145	624	111	208	48	8	37	383	106	112	27	0	0	0	-	7
WISLER, M.	ID	TCBA	.333	17	6	0	2	0	0	0	2	0	3	0	0	0	0	-	0
VARGAS, I.	ID	TCBA	.319	108	229	32	73	10	2	10	117	39	32	17	1	1	0	100.0	8
CABRERA, M.	ID	TCBA	.302	91	281	34	85	18	1	7	126	38	42	9	0	0	0	-	10
INCIARTE, E.	ID	TCBA	.299	58	77	16	23	7	2	1	37	11	17	7	2	2	0	100.0	0
SMITH, D.	ID	TCBA	.289	102	180	33	52	13	0	15	110	38	52	21	0	0	0	-	6
BOTE, D.	ID	TCBA	.280	106	268	36	75	16	1	12	129	47	79	30	3	3	0	100.0	8
SOTO, J.	ID	TCBA	.276	155	573	99	158	35	3	26	277	82	146	107	12	10	2	83.3	9
ROSARIO, A.	ID	TCBA	.272	147	650	116	177	27	8	23	289	63	140	41	30	18	12	60.0	10
GORDON, D.	ID	TCBA	.265	111	370	45	98	11	6	5	136	32	80	17	29	25	4	86.2	3
ABREU, J.	ID	TCBA	.256	162	648	91	166	36	0	33	301	114	145	38	0	0	0	-	30
TURNBULL, S.	ID	TCBA	.245	31	53	4	13	2	0	0	15	9	14	4	0	0	0	-	0
LAGARES, J.	ID	TCBA	.237	114	219	28	52	13	1	6	85	21	56	21	5	3	2	60.0	2
KEUCHEL, D.	ID	TCBA	.222	24	45	2	10	1	0	0	11	5	23	2	0	0	0	-	0
BEEKS, J.	ID	TCBA	.222	60	18	1	4	0	0	0	4	0	3	2	0	0	0	-	1
SEVERINO, P.	ID	TCBA	.210	88	272	26	57	5	0	10	92	29	77	24	2	2	0	100.0	5
d'ARNAUD, T.	ID	TCBA	.206	131	373	45	77	19	0	13	135	38	107	24	0	0	0	-	3
WHEELER, Z.	ID	TCBA	.183	33	60	9	11	2	0	1	16	4	20	2	0	0	0	-	0
KELLER, B.	ID	TCBA	.172	32	64	4	11	0	1	1	16	6	19	2	0	0	0	-	0
MAILE, L.	ID	TCBA	.167	5	12	0	2	0	0	0	2	2	4	2	0	0	0	-	0
GUERRA, J.	ID	TCBA	.143	65	7	0	1	0	0	0	1	0	0	0	0	0	0	-	0
DEMERITTE, T.	ID	TCBA	.118	17	34	2	4	2	0	0	6	3	14	2	0	0	0	-	0
YNOA, G.	ID	TCBA	.100	10	10	0	1	0	0	0	1	0	4	1	0	0	0	-	0
CHATWOOD, T.	ID	TCBA	.083	54	12	0	1	0	0	0	1	1	4	0	0	0	0	-	0
ALCANTARA, S.	ID	TCBA	.036	34	56	4	2	0	0	0	2	0	33	1	0	0	0	-	1
MARTIN, R.	ID	TCBA	.000	4	7	1	0	0	0	0	0	0	0	1	0	0	0	-	0
BUTTREY, T.	ID	TCBA	.000	37	7	0	0	0	0	0	0	0	4	0	0	0	0	-	0
CLAUDIO, A.	ID	TCBA	.000	43	4	0	0	0	0	0	0	0	0	0	0	0	0	-	0
COLOME, A.	ID	TCBA	.000	52	3	0	0	0	0	0	0	0	1	0	0	0	0	-	0
HUGHES, J.	ID	TCBA	.000	10	3	0	0	0	0	0	0	0	1	0	0	0	0	-	0
WALDEN, M.	ID	TCBA	.000	33	2	0	0	0	0	0	0	0	1	0	0	0	0	-	0
TOUSSAINT, T.	ID	TCBA	.000	2	2	0	0	0	0	0	0	0	1	0	0	0	0	-	0
Innisfree Dukes			.273	2346	5832	856	1595	320	35	232	2681	819	1351	452	85	65	20	76.5	118





35 Players	Tm	Lg	AVG	OBP	SLG	OPS	ISO	SECA	TA	RCON	RC	RC/G	PA	IBB	HBP	SH	SF
PERDOMO, L.	ID	TCBA	.400	.400	1.000	1.400	.600	.600	1.667	1.1	2.0	18.0	5	0	0	0	0
FLORES, W.	ID	TCBA	.380	.434	.605	1.039	.224	.322	1.108	25.6	54.4	11.2	226	1	0	0	1
URSHELA, G.	ID	TCBA	.336	.382	.570	.951	.234	.302	.939	40.6	95.7	8.2	491	3	5	0	2
BLACKMON, C.	ID	TCBA	.333	.363	.614	.977	.280	.324	.983	58.1	139.0	8.7	664	3	6	0	7
WISLER, M.	ID	TCBA	.333	.333	.333	.667	.000	.000	.500	-.1	.7	4.5	6	0	0	0	0
VARGAS, I.	ID	TCBA	.319	.360	.511	.871	.192	.271	.823	14.4	40.7	6.5	250	0	0	0	4
CABRERA, M.	ID	TCBA	.302	.322	.448	.770	.146	.178	.660	6.7	37.5	4.8	296	2	1	0	4
INCIARTE, E.	ID	TCBA	.299	.393	.481	.874	.182	.299	.944	6.1	16.2	8.1	89	0	5	0	0
SMITH, D.	ID	TCBA	.289	.363	.611	.974	.322	.439	.978	17.4	38.5	7.8	201	0	0	0	0
BOTE, D.	ID	TCBA	.280	.351	.481	.833	.201	.325	.806	14.3	45.1	6.0	299	0	0	0	1
SOTO, J.	ID	TCBA	.276	.392	.483	.875	.208	.408	.937	45.7	117.3	7.4	689	5	5	0	4
ROSARIO, A.	ID	TCBA	.272	.314	.445	.758	.172	.245	.703	10.2	87.7	4.7	695	0	0	0	4
GORDON, D.	ID	TCBA	.265	.296	.368	.663	.103	.205	.638	-.4	42.9	4.1	389	0	0	0	2
ABREU, J.	ID	TCBA	.256	.315	.465	.779	.208	.267	.699	17.9	86.4	4.5	708	1	19	0	3
TURNBULL, S.	ID	TCBA	.245	.293	.283	.576	.038	.113	.475	-2.0	5.3	3.0	65	0	0	7	1
LAGARES, J.	ID	TCBA	.237	.321	.388	.709	.151	.251	.673	1.4	28.4	4.5	246	2	6	0	0
KEUCHEL, D.	ID	TCBA	.222	.271	.244	.515	.022	.067	.400	-2.8	3.4	2.4	51	0	1	3	0
BEEKS, J.	ID	TCBA	.222	.300	.222	.522	.000	.111	.400	-1.0	1.2	2.0	21	0	0	1	0
SEVERINO, P.	ID	TCBA	.210	.280	.338	.618	.129	.224	.550	-6.9	26.5	3.2	301	0	3	1	1
d'ARNAUD, T.	ID	TCBA	.206	.254	.362	.616	.155	.220	.532	-12.0	34.8	3.1	398	1	0	1	0
WHEELER, Z.	ID	TCBA	.183	.269	.267	.535	.083	.117	.469	-3.3	5.3	2.5	76	0	5	9	0
KELLER, B.	ID	TCBA	.172	.197	.250	.447	.078	.109	.340	-6.0	3.5	1.6	71	0	0	5	0
MAILE, L.	ID	TCBA	.167	.286	.167	.452	.000	.167	.400	-.9	.7	1.9	14	0	0	0	0
GUERRA, J.	ID	TCBA	.143	.143	.143	.286	.000	.000	.167	-1.0	.1	.6	7	0	0	0	0
DEMERITTE, T.	ID	TCBA	.118	.184	.176	.361	.059	.118	.300	-4.0	1.3	1.2	38	0	1	0	1
YNOA, G.	ID	TCBA	.100	.182	.100	.282	.000	.100	.222	-1.5	.2	.7	11	0	0	0	0
CHATWOOD, T.	ID	TCBA	.083	.077	.083	.160	.000	.000	.091	-2.3	.1	.3	13	0	0	0	1
ALCANTARA, S.	ID	TCBA	.036	.053	.036	.088	.000	.018	.055	-12.3	.2	.1	62	0	0	5	0
MARTIN, R.	ID	TCBA	.000	.125	.000	.125	.000	.143	.143	-1.4	.0	.1	8	0	0	0	0
BUTTREY, T.	ID	TCBA	.000	.000	.000	.000	.000	.000	.000	-1.8	.0	.0	7	0	0	0	0
CLAUDIO, A.	ID	TCBA	.000	.000	.000	.000	.000	.000	.000	-1.0	.0	.0	5	0	0	0	0
COLOME, A.	ID	TCBA	.000	.000	.000	.000	.000	.000	.000	-.8	.0	.0	3	0	0	0	0
HUGHES, J.	ID	TCBA	.000	.000	.000	.000	.000	.000	.000	-.8	.0	.0	3	0	0	0	0
WALDEN, M.	ID	TCBA	.000	.000	.000	.000	.000	.000	.000	-.5	.0	.0	3	0	0	1	0
TOUSSAINT, T.	ID	TCBA	.000	.000	.000	.000	.000	.000	.000	-.5	.0	.0	2	0	0	0	0
Innisfree Dukes			.273	.330	.460	.790	.186	.271	.744	196.4	882.8	5.4	6413	18	57	33	36




U-TCBA20 - Innisfree Dukes - Player Pitching



23 Pitchers	Tm	Lg	W	L	PCT	SV	ERA	G	GS	CG	SHO	QS	IP	H	R	ER	HR	SO	BB
d'ARNAUD, T.	ID	TCBA	0	0	-	0	.00	1	0	0	0	0	1.0	0	0	0	0	0	0
FLORES, W.	ID	TCBA	0	0	-	0	.00	1	0	0	0	0	.2	1	0	0	0	1	0
INCIARTE, E.	ID	TCBA	0	0	-	0	.00	1	0	0	0	0	.1	0	0	0	0	0	0
HUGHES, J.	ID	TCBA	2	0	1.000	1	2.50	10	0	0	0	0	18.0	12	5	5	1	16	3
COLOME, A.	ID	TCBA	3	8	.273	11	3.79	52	0	0	0	0	61.2	42	28	26	8	61	37
PERDOMO, L.	ID	TCBA	4	2	.667	6	4.32	54	0	0	0	0	73.0	71	46	35	16	63	32
WALDEN, M.	ID	TCBA	2	4	.333	5	4.32	33	0	0	0	0	41.2	44	26	20	6	50	19
BEEKS, J.	ID	TCBA	0	7	.000	2	4.35	60	4	0	0	1	103.1	109	53	50	11	84	50
KEUCHEL, D.	ID	TCBA	11	7	.611	0	4.46	24	23	1	0	12	127.0	108	68	63	16	105	61
WHEELER, Z.	ID	TCBA	11	11	.500	0	4.93	33	32	1	0	13	186.1	212	122	102	31	189	54
CHATWOOD, T.	ID	TCBA	2	7	.222	2	4.96	54	3	0	0	1	85.1	76	51	47	18	73	53
ALCANTARA, S.	ID	TCBA	10	11	.476	0	4.99	34	30	0	0	12	175.0	179	103	97	28	132	64
TURNBULL, S.	ID	TCBA	11	9	.550	0	5.28	31	30	2	2	12	168.2	181	106	99	25	152	75
GUERRA, J.	ID	TCBA	2	1	.667	2	5.61	65	0	0	0	0	85.0	82	53	53	14	81	35
YNOA, G.	ID	TCBA	1	3	.250	2	5.61	10	4	0	0	1	33.2	42	25	21	9	31	7
BUTTREY, T.	ID	TCBA	1	2	.333	0	5.62	37	0	0	0	0	49.2	64	37	31	10	52	27
KELLER, B.	ID	TCBA	13	12	.520	0	6.01	32	30	0	0	14	170.2	179	119	114	25	151	93
CLAUDIO, A.	ID	TCBA	0	3	.000	0	6.18	43	0	0	0	0	43.2	54	30	30	12	34	11
WISLER, M.	ID	TCBA	1	0	1.000	0	6.49	17	6	0	0	0	26.1	41	20	19	9	25	5
TOUSSAINT, T.	ID	TCBA	0	1	.000	0	9.45	2	0	0	0	0	6.2	9	7	7	2	8	3
CABRERA, M.	ID	TCBA	0	0	-	0	16.88	2	0	0	0	0	2.2	6	7	5	3	1	5
LAGARES, J.	ID	TCBA	0	0	-	0	31.50	2	0	0	0	0	2.0	7	7	7	2	1	1
SMITH, D.	ID	TCBA	0	0	-	0	32.40	1	0	0	0	0	1.2	5	6	6	0	1	2
Innisfree Dukes			74	88	.457	31	5.15	599	162	4	2	66	1464.0	1524	919	837	246	1311	637




U-TCBA20 - Innisfree Dukes - Player Pitching



23 Pitchers	Tm	Lg	SUP/9	R/9	ERA	BF/9	BR/9	H/9	BB/9	SO/9	HR/9	ERPT	OBA	BF	BR	IBB	HB
d'ARNAUD, T.	ID	TCBA	.0	.00	.00	27.0	.0	.0	.0	.0	.00	.5	.000	3	0	0	0
FLORES, W.	ID	TCBA	.0	.00	.00	40.5	13.5	13.5	.0	13.5	.00	.3	.333	3	1	0	0
INCIARTE, E.	ID	TCBA	.0	.00	.00	27.0	.0	.0	.0	.0	.00	.2	.000	1	0	0	0
HUGHES, J.	ID	TCBA	.0	2.50	2.50	35.0	7.5	6.0	1.5	8.0	.50	3.9	.185	70	15	0	0
COLOME, A.	ID	TCBA	.0	4.09	3.79	38.4	10.9	6.1	4.5	8.9	1.17	4.5	.189	263	75	6	2
PERDOMO, L.	ID	TCBA	.0	5.67	4.32	40.7	12.2	8.8	3.3	7.8	1.97	1.1	.241	330	99	5	1
WALDEN, M.	ID	TCBA	.0	5.62	4.32	41.9	13.0	9.5	2.8	10.8	1.30	.6	.259	194	60	6	3
BEEKS, J.	ID	TCBA	.6	4.62	4.35	40.2	14.2	9.5	4.2	7.3	.96	1.1	.272	462	163	2	6
KEUCHEL, D.	ID	TCBA	6.4	4.82	4.46	39.3	12.2	7.7	4.3	7.4	1.13	-.1	.224	555	172	0	3
WHEELER, Z.	ID	TCBA	6.3	5.89	4.93	40.0	13.0	10.2	2.4	9.1	1.50	-9.8	.279	828	269	5	8
CHATWOOD, T.	ID	TCBA	1.7	5.38	4.96	40.0	12.9	8.0	4.9	7.7	1.90	-4.8	.236	379	122	7	0
ALCANTARA, S.	ID	TCBA	4.3	5.30	4.99	39.5	13.0	9.2	3.2	6.8	1.44	-10.4	.260	768	252	2	11
TURNBULL, S.	ID	TCBA	6.1	5.66	5.28	40.3	14.0	9.7	4.0	8.1	1.33	-15.5	.272	755	262	0	6
GUERRA, J.	ID	TCBA	.0	5.61	5.61	39.2	12.1	8.7	3.3	8.6	1.48	-10.9	.252	370	114	4	1
YNOA, G.	ID	TCBA	2.4	6.68	5.61	39.0	13.1	11.2	1.6	8.3	2.41	-4.3	.313	146	49	1	1
BUTTREY, T.	ID	TCBA	.0	6.70	5.62	43.5	16.3	11.6	4.5	9.4	1.81	-6.4	.308	240	90	2	1
KELLER, B.	ID	TCBA	6.0	6.28	6.01	41.3	14.6	9.4	4.8	8.0	1.32	-29.5	.266	783	276	2	6
CLAUDIO, A.	ID	TCBA	.0	6.18	6.18	39.6	13.4	11.1	2.1	7.0	2.47	-8.4	.305	192	65	1	1
WISLER, M.	ID	TCBA	2.7	6.84	6.49	42.0	15.4	14.0	1.4	8.5	3.08	-6.0	.347	123	45	1	0
TOUSSAINT, T.	ID	TCBA	.0	9.45	9.45	43.2	17.6	12.2	4.0	10.8	2.70	-3.7	.333	32	13	0	1
CABRERA, M.	ID	TCBA	.0	23.63	16.88	64.1	37.1	20.3	16.9	3.4	10.13	-3.7	.429	19	11	0	0
LAGARES, J.	ID	TCBA	.0	31.50	31.50	67.5	40.5	31.5	4.5	4.5	9.00	-6.0	.538	15	9	0	1
SMITH, D.	ID	TCBA	.0	32.40	32.40	64.8	37.8	27.0	10.8	5.4	.00	-5.2	.556	12	7	0	0
Innisfree Dukes			3.5	5.65	5.15	40.2	13.3	9.4	3.6	8.1	1.51	-112.4	.264	6543	2169	44	52


May 9, 2019

**Dominic Smith hit four (4) home runs
in a 16-8 victory against Highland,
driving in 7 runs.**





September 8, 2019
Juan Soto doubled twice and
homered twice in a 11-10
victory over Gunpowder,
driving in 6 runs.



Wilmer Flores, Juan Soto and Charlie Blackmon each hit a pair of grand slams this season for the Gaelics. Ender Inciarte, Gio Urshela and Jose Abreu each hit one of the nine Gaelic grand slams.






silverSpring®

Senators



SILVER SPRING SENATORS 2020 Opening Day Starting Lineup



**1-Trea Turner, SS 2-Alex Verdugo, RF
3-Anthony Rendon, 3B 4-Eloy Jimenez, LF
5-Dan Vogelbach, 1B 6-Anthony Santander, CF
7-Francisco Mejia, C 8-Joe Panik, 2B
9-Jack Flaherty, P**

Frank Howard

21645 Ripplemead Drive

Laytonsville, MD 20882


(301) 519-1477

fdhoward@earthlink.net



U-TCBA20 - Silver Spring Senators - Player Batting

36 Players	Tm	Lg	AVG	G	AB	R	H	2B	3B	HR	TB	RBI	SO	BB	ASB	SB	CS	SBP	GDP
BIAGINI, J.	SI	TCBA	.500	53	4	0	2	0	0	0	2	0	0	0	0	0	0	-	0
RAMIREZ, N.	SI	TCBA	.500	41	4	1	2	1	0	0	3	0	0	0	0	0	0	-	0
CLARKE, T.	SI	TCBA	.407	13	27	2	11	1	0	0	12	4	8	0	0	0	0	-	0
HOERNER, N.	SI	TCBA	.333	43	93	11	31	3	1	4	48	17	19	1	0	0	0	-	6
HEMBREE, H.	SI	TCBA	.333	45	3	1	1	1	0	0	2	0	2	0	0	0	0	-	0
CABRERA, M.	SI	TCBA	.327	92	312	40	102	14	0	13	155	55	73	31	0	0	0	-	8
MEJIA, F.	SI	TCBA	.308	82	211	31	65	10	1	8	101	43	52	14	0	0	0	-	3
VERDUGO, A.	SI	TCBA	.306	110	350	57	107	24	3	12	173	39	45	26	9	7	2	77.8	6
RENDON, A.	SI	TCBA	.303	144	528	109	160	37	0	32	293	93	112	75	6	4	2	66.7	15
MAYBIN, C.	SI	TCBA	.295	117	237	48	70	15	0	8	109	31	72	37	9	9	0	100.0	2
TURNER, T.	SI	TCBA	.287	129	494	95	142	34	2	20	240	46	118	42	25	20	5	80.0	6
SANTANDER, A.	SI	TCBA	.274	112	383	54	105	17	3	23	197	61	115	26	0	0	0	-	6
JIMENEZ, E.	SI	TCBA	.269	129	472	73	127	20	2	32	247	96	141	35	1	1	0	100.0	16
JONES, J.	SI	TCBA	.248	101	290	40	72	19	1	13	132	50	80	14	8	7	1	87.5	11
VILORIA, M.	SI	TCBA	.225	123	347	22	78	17	0	2	101	22	111	16	0	0	0	-	15
TAYLOR, C.	SI	TCBA	.207	117	358	48	74	28	0	12	138	43	125	36	14	9	5	64.3	3
PANIK, J.	SI	TCBA	.206	121	446	26	92	9	2	5	120	36	68	35	5	5	0	100.0	8
McBROOM, R.	SI	TCBA	.195	89	87	6	17	1	0	0	18	9	35	2	0	0	0	-	2
ROBERTSON, D.	SI	TCBA	.185	54	124	18	23	6	0	3	38	10	30	12	2	1	1	50.0	5
BUNDY, D.	SI	TCBA	.180	31	50	4	9	1	0	0	10	3	17	5	0	0	0	-	0
VOGELBACH, D.	SI	TCBA	.175	95	292	32	51	8	3	10	95	34	106	48	0	0	0	-	3
ALMORA, A.	SI	TCBA	.172	71	215	17	37	2	2	6	61	24	53	8	3	2	1	66.7	5
PEREZ, M.	SI	TCBA	.170	17	47	7	8	3	1	0	13	8	19	8	0	0	0	-	0
FLAHERTY, J.	SI	TCBA	.159	33	69	3	11	2	0	0	13	0	19	1	0	0	0	-	1
ANDERSON, S.	SI	TCBA	.138	15	29	0	4	0	0	0	4	0	14	0	0	0	0	-	0
GERMAN, D.	SI	TCBA	.113	25	53	5	6	0	0	1	9	1	15	2	0	0	0	-	0
LUCCHESI, J.	SI	TCBA	.075	29	53	3	4	0	0	0	4	1	29	7	0	0	0	-	0
YAMAMOTO, J.	SI	TCBA	.000	17	26	0	0	0	0	0	0	1	10	0	0	0	0	-	1
HERNANDEZ, D.	SI	TCBA	.000	34	2	0	0	0	0	0	0	0	1	0	0	0	0	-	0
KELLY, J.	SI	TCBA	.000	52	2	1	0	0	0	0	0	0	2	0	0	0	0	-	0
CHAPMAN, A.	SI	TCBA	-	61	0	0	0	0	0	0	0	0	0	0	0	0	0	-	0
AVILAN, L.	SI	TCBA	.000	14	1	0	0	0	0	0	0	0	1	0	0	0	0	-	0
BARNES, M.	SI	TCBA	.000	63	1	0	0	0	0	0	0	0	0	0	0	0	0	-	0
HOLLAND, G.	SI	TCBA	-	29	0	0	0	0	0	0	0	0	0	0	0	0	0	-	0
HUDSON, D.	BT	TCBA	-	18	0	0	0	0	0	0	0	0	0	0	0	0	0	-	0
WINGENTER, T.	SI	TCBA	-	37	0	0	0	0	0	0	0	0	0	0	0	0	0	-	0
Silver Spring Senators			.252	2356	5610	754	1411	273	21	204	2338	727	1492	481	82	65	17	79.3	122



36 Players	Tm	Lg	AVG	OBP	SLG	OPS	ISO	SECA	TA	RCON	RC	RC/G	PA	IBB	HBP	SH	SF
BIAGINI, J.	SI	TCBA	.500	.500	.500	1.000	.000	.000	1.000	.4	1.0	13.5	4	0	0	0	0
RAMIREZ, N.	SI	TCBA	.500	.500	.750	1.250	.250	.250	1.500	.8	1.5	20.3	4	0	0	0	0
CLARKE, T.	SI	TCBA	.407	.407	.444	.852	.037	.037	.750	1.4	5.0	7.1	30	0	0	3	0
HOERNER, N.	SI	TCBA	.333	.337	.516	.853	.183	.194	.721	4.4	13.4	5.2	95	0	0	0	1
HEMBREE, H.	SI	TCBA	.333	.333	.667	1.000	.333	.333	1.000	.3	.7	9.0	3	0	0	0	0
CABRERA, M.	SI	TCBA	.327	.387	.497	.884	.170	.269	.858	22.0	59.9	7.3	347	0	1	1	2
MEJIA, F.	SI	TCBA	.308	.358	.479	.837	.171	.237	.792	10.5	36.5	6.6	229	0	3	0	1
VERDUGO, A.	SI	TCBA	.306	.357	.494	.851	.189	.277	.833	20.1	62.2	6.6	381	0	3	0	2
RENDON, A.	SI	TCBA	.303	.404	.555	.959	.252	.398	1.010	54.6	120.2	8.4	623	7	17	0	3
MAYBIN, C.	SI	TCBA	.295	.389	.460	.849	.165	.359	.917	18.0	47.2	7.5	275	1	0	0	1
TURNER, T.	SI	TCBA	.287	.345	.486	.830	.198	.314	.835	26.0	84.6	6.3	537	2	1	0	0
SANTANDER, A.	SI	TCBA	.274	.323	.514	.837	.240	.308	.792	17.1	63.0	6.0	412	2	2	0	1
JIMENEZ, E.	SI	TCBA	.269	.320	.523	.843	.254	.331	.792	23.0	75.1	5.5	516	2	3	0	6
JONES, J.	SI	TCBA	.248	.305	.455	.760	.207	.276	.709	7.3	38.0	4.4	315	0	10	0	1
VILORIA, M.	SI	TCBA	.225	.258	.291	.549	.066	.112	.412	-18.4	22.9	2.2	364	1	0	0	1
TAYLOR, C.	SI	TCBA	.207	.278	.385	.663	.179	.291	.627	-4.6	39.4	3.6	396	1	0	0	2
PANIK, J.	SI	TCBA	.206	.262	.269	.531	.063	.152	.442	-24.3	32.8	2.4	486	1	0	2	3
McBROOM, R.	SI	TCBA	.195	.211	.207	.418	.011	.034	.278	-8.7	3.6	1.3	90	0	0	0	1
ROBERTSON, D.	SI	TCBA	.185	.268	.306	.575	.121	.218	.495	-5.5	9.5	2.4	139	0	2	0	0
BUNDY, D.	SI	TCBA	.180	.255	.200	.455	.020	.120	.366	-4.1	3.2	1.9	59	0	0	4	0
VOGELBACH, D.	SI	TCBA	.175	.289	.325	.615	.151	.315	.586	-7.2	30.2	3.3	342	3	0	0	2
ALMORA, A.	SI	TCBA	.172	.202	.284	.486	.112	.153	.386	-17.4	11.3	1.6	224	0	0	1	0
PEREZ, M.	SI	TCBA	.170	.304	.277	.580	.106	.277	.564	-1.5	4.7	3.2	56	0	1	0	0
FLAHERTY, J.	SI	TCBA	.159	.171	.188	.360	.029	.043	.237	-8.4	2.3	1.0	75	0	0	5	0
ANDERSON, S.	SI	TCBA	.138	.138	.138	.276	.000	.000	.160	-4.4	.6	.6	30	0	0	1	0
GERMAN, D.	SI	TCBA	.113	.145	.170	.315	.057	.094	.234	-7.4	1.5	.8	57	0	0	2	0
LUCCHESI, J.	SI	TCBA	.075	.183	.075	.259	.000	.132	.224	-8.1	1.4	.7	64	0	0	4	0
YAMAMOTO, J.	SI	TCBA	.000	.000	.000	.000	.000	.000	.000	-6.5	-.1	-.1	30	0	0	3	1
HERNANDEZ, D.	SI	TCBA	.000	.000	.000	.000	.000	.000	.000	-.5	.0	.0	3	0	0	1	0
KELLY, J.	SI	TCBA	.000	.000	.000	.000	.000	.000	.000	-.5	.0	.0	3	0	0	1	0
CHAPMAN, A.	SI	TCBA	-	-	-	-	-	-	-	.0	.0	.0	2	0	0	2	0
AVILAN, L.	SI	TCBA	.000	.000	.000	.000	.000	.000	.000	-.3	.0	.0	1	0	0	0	0
BARNES, M.	SI	TCBA	.000	.000	.000	.000	.000	.000	.000	-.3	.0	.0	1	0	0	0	0
HOLLAND, G.	SI	TCBA	-	-	-	-	-	-	-	.0	.0	.0	1	0	0	1	0
HUDSON, D.	BT	TCBA	-	-	-	-	-	-	-	.0	-	-	0	0	0	0	0
WINGENTER, T.	SI	TCBA	-	-	-	-	-	-	-	.0	-	-	0	0	0	0	0
Silver Spring Senators			.252	.314	.417	.731	.165	.260	.675	77.9	734.7	4.5	6194	20	43	31	28

U-TCBA20 - Silver Spring Senators - Player Pitching

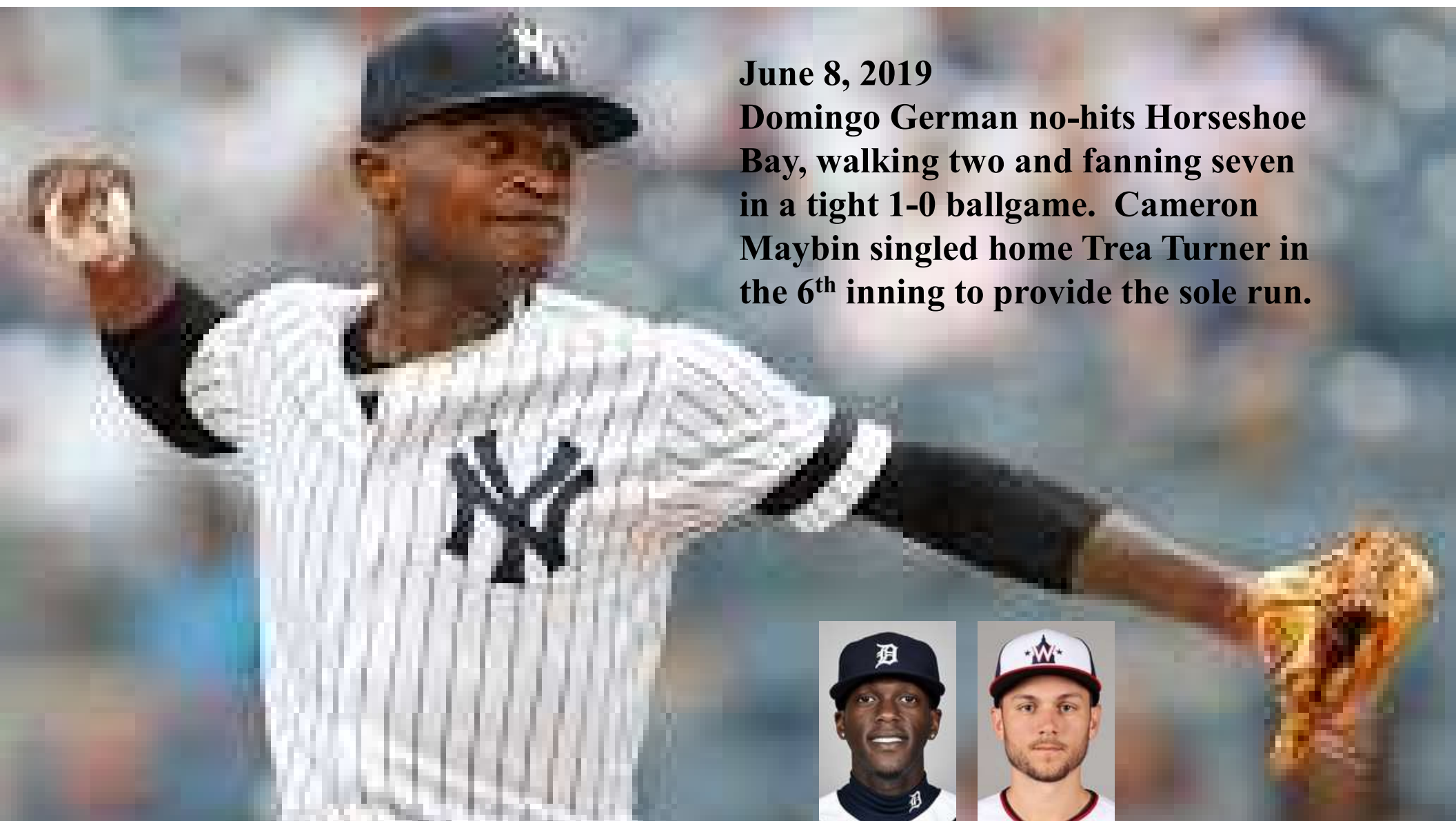
19 Pitchers	Tm	Lg	W	L	PCT	SV	ERA	G	GS	CG	SHO	QS	IP	H	R	ER	HR	SO	BB
CHAPMAN, A.	SI	TCBA	4	3	.571	27	3.36	61	0	0	0	0	64.1	31	27	24	5	68	35
FLAHERTY, J.	SI	TCBA	10	12	.455	0	3.42	33	33	3	1	20	216.0	182	93	82	36	262	54
GERMAN, D.	SI	TCBA	10	11	.476	0	3.75	25	25	2	1	12	161.0	119	74	67	27	189	47
HERNANDEZ, D.	SI	TCBA	2	0	1.000	1	3.96	34	1	0	0	0	36.1	27	21	16	3	42	15
HUDSON, D.	BT	TCBA	0	1	.000	0	4.35	18	0	0	0	0	20.2	18	10	10	1	18	10
KELLY, J.	SI	TCBA	2	1	.667	0	4.53	52	0	0	0	0	49.2	51	28	25	7	50	24
LUCCHESI, J.	SI	TCBA	10	13	.435	0	4.68	29	28	1	0	11	171.1	188	107	89	34	170	69
HEMBREE, H.	SI	TCBA	2	2	.500	0	4.74	45	0	0	0	0	43.2	46	27	23	7	53	18
CLARKE, T.	SI	TCBA	5	4	.556	0	5.33	13	12	0	0	3	81.0	99	55	48	14	62	33
RAMIREZ, N.	SI	TCBA	1	3	.250	0	5.40	41	0	0	0	0	50.0	55	31	30	5	56	15
BARNES, M.	SI	TCBA	3	3	.500	4	5.65	63	0	0	0	0	63.2	66	51	40	9	88	42
YAMAMOTO, J.	SI	TCBA	5	7	.417	0	5.96	17	17	0	0	3	83.0	78	58	55	12	77	72
BUNDY, D.	SI	TCBA	7	13	.350	0	6.08	31	31	0	0	7	165.2	194	130	112	37	185	65
WINGENTER, T.	SI	TCBA	2	2	.500	0	6.81	37	0	0	0	0	39.2	53	39	30	7	47	23
ANDERSON, S.	SI	TCBA	2	9	.182	0	7.16	15	15	2	0	4	88.0	121	79	70	15	82	30
BIAGINI, J.	SI	TCBA	1	3	.250	0	7.38	53	0	0	0	0	61.0	82	57	50	20	64	37
AVILAN, L.	SI	TCBA	0	1	.000	0	7.71	14	0	0	0	0	16.1	26	16	14	2	20	6
HOLLAND, G.	SI	TCBA	3	4	.429	0	11.23	29	0	0	0	0	33.2	54	44	42	15	47	22
MAYBIN, C.	SI	TCBA	0	1	.000	0	27.00	1	0	0	0	0	1.0	2	3	3	0	0	2
Silver Spring Senators			69	93	.426	32	5.17	611	162	8	2	60	1446.0	1492	950	830	256	1580	619

19 Pitchers	Tm	Lg	SUP/9	R/9	ERA	BF/9	BR/9	H/9	BB/9	SO/9	HR/9	ERPT	OBA	BF	BR	IBB	HB	WP	BK
CHAPMAN, A.	SI	TCBA	.0	3.78	3.36	36.7	9.7	4.3	4.9	9.5	.70	7.8	.140	262	69	0	3	2	0
FLAHERTY, J.	SI	TCBA	3.6	3.88	3.42	37.2	10.3	7.6	2.2	10.9	1.50	24.9	.223	892	248	1	13	1	0
GERMAN, D.	SI	TCBA	3.5	4.14	3.75	36.3	9.7	6.7	2.6	10.6	1.51	12.7	.203	650	174	1	9	8	0
HERNANDEZ, D.	SI	TCBA	.2	5.20	3.96	38.4	10.4	6.7	3.2	10.4	.74	2.0	.199	155	42	2	2	1	0
HUDSON, D.	BT	TCBA	.0	4.35	4.35	39.2	13.1	7.8	4.4	7.8	.44	.2	.234	90	30	0	2	0	0
KELLY, J.	SI	TCBA	.0	5.07	4.53	40.8	13.8	9.2	3.8	9.1	1.27	-.4	.262	225	76	3	4	2	0
LUCCHESI, J.	SI	TCBA	5.9	5.62	4.68	40.9	14.0	9.9	3.6	8.9	1.79	-4.2	.274	779	266	1	10	6	0
HEMBREE, H.	SI	TCBA	.0	5.56	4.74	39.6	13.0	9.5	3.1	10.9	1.44	-1.4	.271	192	63	3	2	1	0
CLARKE, T.	SI	TCBA	6.0	6.11	5.33	41.2	15.1	11.0	3.7	6.9	1.56	-7.9	.301	371	136	0	4	1	0
RAMIREZ, N.	SI	TCBA	.0	5.58	5.40	38.2	12.8	9.9	2.5	10.1	.90	-5.3	.289	212	71	1	2	0	0
BARNES, M.	SI	TCBA	.0	7.21	5.65	42.3	15.3	9.3	5.5	12.4	1.27	-8.5	.263	299	108	3	3	1	0
YAMAMOTO, J.	SI	TCBA	4.2	6.29	5.96	41.3	16.4	8.5	7.8	8.3	1.30	-13.9	.257	381	151	0	1	2	0
BUNDY, D.	SI	TCBA	4.9	7.06	6.08	40.5	14.2	10.5	3.5	10.1	2.01	-30.0	.292	745	262	0	3	2	0
WINGENTER, T.	SI	TCBA	.0	8.85	6.81	43.3	17.0	12.0	5.0	10.7	1.59	-10.4	.321	191	75	1	0	1	0
ANDERSON, S.	SI	TCBA	4.3	8.08	7.16	42.8	16.0	12.4	3.1	8.4	1.53	-26.4	.322	418	156	0	5	3	0
BIAGINI, J.	SI	TCBA	.0	8.41	7.38	44.7	18.3	12.1	5.5	9.4	2.95	-19.8	.317	303	124	0	5	1	0
AVILAN, L.	SI	TCBA	.0	8.82	7.71	46.3	18.2	14.3	3.3	11.0	1.10	-5.9	.342	84	33	0	1	1	0
HOLLAND, G.	SI	TCBA	.0	11.76	11.23	46.5	20.3	14.4	5.9	12.6	4.01	-25.3	.358	174	76	0	0	4	0
MAYBIN, C.	SI	TCBA	.0	27.00	27.00	63.0	36.0	18.0	18.0	.0	.00	-2.5	.400	7	4	0	0	0	0
Silver Spring Senators			3.0	5.91	5.17	40.0	13.5	9.3	3.8	9.8	1.59	-114.3	.264	6430	2164	16	69	37	0



May 19, 2019
Anthony Santander has
two doubles and two
home runs in a 10-3
victory over Highland






June 8, 2019

Domingo German no-hits Horseshoe Bay, walking two and fanning seven in a tight 1-0 ballgame. Cameron Maybin singled home Trea Turner in the 6th inning to provide the sole run.

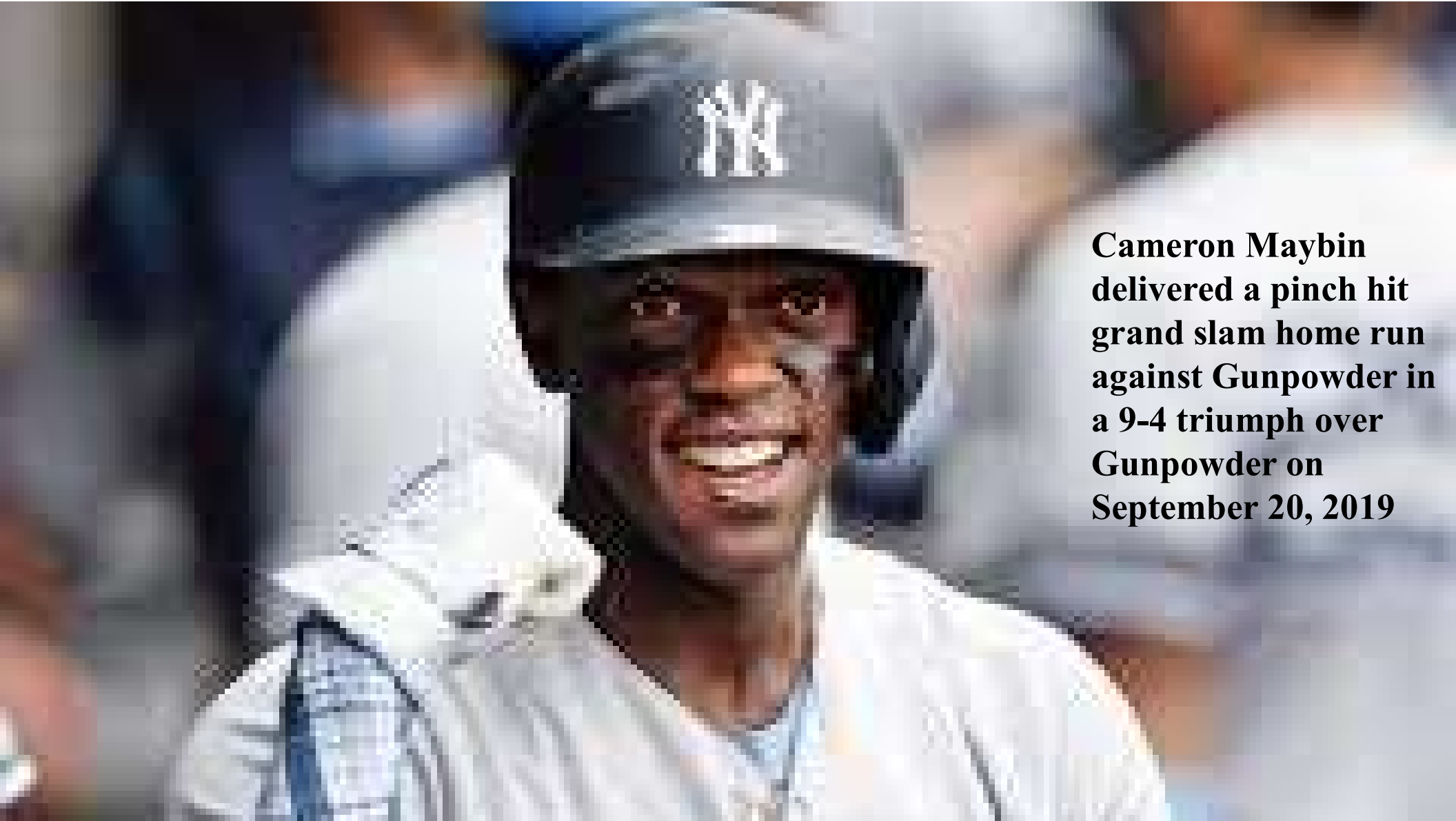




July 16, 2019
Alex Verdugo has three
doubles and a home run
in an 8-6 loss in Bethesda



August 10, 2019
Eloy Jimenez belts three home runs, driving in six, as the Senators pummel Hilton Head, 11-6 on the road.



**Cameron Maybin
delivered a pinch hit
grand slam home run
against Gunpowder in
a 9-4 triumph over
Gunpowder on
September 20, 2019**

**Eloy Jimenez and Chris Taylor
also hit grand slams this year.
both against Fargo**



R **A** **P** **I** **D** **A** **N**

RAPIDS



© 2000

RAPIDAN RAPIDS 2020 Opening Day Starting Lineup

1-Mallex Smith, CF 2-Scott Kingery, SS 3-Starlin Castro, 2B
4-Gregory Polanco, RF 5-Christian Walker, 1B 6-Colin Moran, 3B
7-Raimel Tapia, LF 8-John Hicks, C 9-Zach Plesac, P



Gary (and Diane) Sibley

**102 Creekside Drive
Locust Grove, VA
gsibleyhh@gmail.com**

(540) 972-7101



34 Players	Tm	Lg	AVG	G	AB	R	H	2B	3B	HR	TB	RBI	SO	BB	ASB	SB	CS	SBP	GDP
TEPERA, R.	RI	TCBA	.333	10	3	0	1	0	0	0	1	0	1	0	0	0	0	-	0
TAPIA, R.	RI	TCBA	.312	123	429	64	134	29	1	14	207	53	94	26	20	18	2	90.0	2
MORAN, C.	RI	TCBA	.307	133	486	52	149	25	2	13	217	54	120	19	1	1	0	100.0	1
TAYLOR, M.	RI	TCBA	.298	17	47	3	14	9	0	0	23	1	17	1	2	2	0	100.0	1
KINGERY, S.	RI	TCBA	.282	127	475	68	134	34	1	31	263	83	160	19	9	6	3	66.7	5
OSUNA, J.	RI	TCBA	.281	118	253	33	71	18	0	7	110	27	50	20	0	0	0	-	11
WALKER, C.	RI	TCBA	.276	149	536	87	148	21	4	30	267	87	156	64	4	2	2	50.0	9
CASTRO, S.	RI	TCBA	.269	158	657	82	177	31	4	15	261	75	127	28	9	7	2	77.8	10
PETERS, D.	RI	TCBA	.267	28	15	2	4	1	0	0	5	4	4	0	0	0	0	-	0
GURRIEL, L.	RI	TCBA	.265	103	325	46	86	26	2	16	164	47	82	24	14	11	3	78.6	2
BARNES, A.	RI	TCBA	.255	46	94	9	24	5	0	3	38	9	28	8	2	1	1	50.0	3
ROSS, J.	RI	TCBA	.250	19	8	2	2	0	0	0	2	0	3	0	0	0	0	-	0
POLANCO, G.	RI	TCBA	.249	66	173	26	43	6	4	8	81	27	56	9	7	3	4	42.9	4
SOLARTE, Y.	RI	TCBA	.246	75	199	17	49	18	0	3	76	23	45	10	0	0	0	-	7
ADRIANZA, E.	RI	TCBA	.243	89	202	22	49	6	2	1	62	14	38	17	0	0	0	-	4
MARISNICK, J.	RI	TCBA	.238	99	244	37	58	14	7	9	113	43	76	29	16	15	1	93.8	9
HICKS, J.	RI	TCBA	.226	108	297	25	67	10	0	11	110	31	87	2	0	0	0	-	9
SMITH, M.	RI	TCBA	.209	136	493	64	103	13	7	4	142	23	141	39	45	32	13	71.1	4
CASTILLO, W.	RI	TCBA	.196	90	199	14	39	7	0	7	67	21	58	26	0	0	0	-	7
DUGGAR, S.	RI	TCBA	.194	69	139	10	27	8	0	3	44	18	41	12	1	0	1	.0	2
RICHARDS, T.	RI	TCBA	.164	32	55	4	9	0	0	0	9	3	29	4	0	0	0	-	0
PLESAC, Z.	RI	TCBA	.158	20	38	3	6	2	0	0	8	2	10	2	0	0	0	-	1
PANNONE, T.	RI	TCBA	.118	30	34	4	4	0	0	0	4	0	14	4	0	0	0	-	0
CORTES, N.	RI	TCBA	.075	34	40	2	3	0	0	1	6	1	20	3	0	0	0	-	0
GAUSMAN, K.	RI	TCBA	.068	36	44	1	3	0	0	0	3	1	27	0	0	0	0	-	2
DESCALSO, D.	RI	TCBA	.059	11	17	2	1	0	0	0	1	0	7	8	0	0	0	-	1
FEDDE, E.	RI	TCBA	.043	21	23	0	1	0	0	0	1	2	9	1	0	0	0	-	0
KELLY, M.	RI	TCBA	.029	32	69	0	2	0	0	0	2	4	35	0	0	0	0	-	0
WATSON, T.	RI	TCBA	.000	53	5	0	0	0	0	0	0	0	1	0	0	0	0	-	0
TARPLEY, S.	RI	TCBA	.000	11	4	0	0	0	0	0	0	0	0	0	0	0	0	-	0
ANDRIESE, M.	RI	TCBA	.000	53	2	0	0	0	0	0	0	0	1	0	0	0	0	-	0
GIVENS, M.	RI	TCBA	.000	65	3	0	0	0	0	0	0	0	1	0	0	0	0	-	0
COLE, A.	RI	TCBA	.000	24	2	0	0	0	0	0	0	0	1	0	0	0	0	-	0
FRY, J.	RI	TCBA	.000	38	1	0	0	0	0	0	0	0	0	0	0	0	0	-	0
Rapidan Rapids			.251	2223	5611	679	1408	283	34	176	2287	653	1539	375	130	98	32	75.4	94



Kingery



U-TCBA20 - Rapidan Rapids - Player Batting

34 Players	Tm	Lg	AVG	OBP	SLG	OPS	ISO	SECA	TA	RCON	RC	RC/G	PA	IBB	HBP	SH	SF
TEPERA, R.	RI	TCBA	.333	.333	.333	.667	.000	.000	.500	-.0	.3	4.5	3	0	0	0	0
TAPIA, R.	RI	TCBA	.312	.350	.483	.833	.170	.268	.839	24.3	76.3	6.8	457	3	0	0	2
MORAN, C.	RI	TCBA	.307	.339	.447	.785	.140	.181	.716	14.3	75.2	6.0	511	3	5	0	1
TAYLOR, M.	RI	TCBA	.298	.313	.489	.802	.191	.255	.765	2.2	7.1	5.6	48	0	0	0	0
KINGERY, S.	RI	TCBA	.282	.309	.554	.863	.272	.318	.828	24.3	79.9	6.1	498	1	1	0	3
OSUNA, J.	RI	TCBA	.281	.331	.435	.766	.154	.233	.674	6.5	33.8	4.7	275	0	0	0	2
WALKER, C.	RI	TCBA	.276	.356	.498	.854	.222	.341	.845	30.5	97.0	6.5	607	0	4	0	3
CASTRO, S.	RI	TCBA	.269	.300	.397	.697	.128	.178	.608	-.6	77.8	4.2	695	2	3	1	6
PETERS, D.	RI	TCBA	.267	.267	.333	.600	.067	.067	.455	-.6	1.3	3.3	15	0	0	0	0
GURRIEL, L.	RI	TCBA	.265	.315	.505	.820	.240	.338	.816	14.2	52.7	5.8	350	3	0	0	0
BARNES, A.	RI	TCBA	.255	.324	.404	.728	.149	.234	.662	1.1	11.9	4.3	105	0	2	0	1
ROSS, J.	RI	TCBA	.250	.250	.250	.500	.000	.000	.333	-.6	.6	2.1	10	0	0	2	0
POLANCO, G.	RI	TCBA	.249	.296	.468	.764	.220	.266	.696	1.5	21.8	4.2	186	0	3	0	1
SOLARTE, Y.	RI	TCBA	.246	.281	.382	.663	.136	.186	.548	-2.7	19.6	3.3	211	0	0	1	1
ADRIANZA, E.	RI	TCBA	.243	.320	.307	.627	.064	.149	.541	-4.0	20.4	3.5	225	2	6	0	0
MARISNICK, J.	RI	TCBA	.238	.331	.463	.794	.225	.402	.837	13.1	39.1	5.3	284	0	7	0	4
HICKS, J.	RI	TCBA	.226	.229	.370	.600	.145	.152	.469	-12.3	22.2	2.5	301	1	0	0	2
SMITH, M.	RI	TCBA	.209	.284	.288	.572	.079	.197	.555	-19.1	43.6	2.9	546	0	13	1	0
CASTILLO, W.	RI	TCBA	.196	.293	.337	.629	.141	.271	.569	-3.9	19.5	3.1	229	3	2	0	2
DUGGAR, S.	RI	TCBA	.194	.253	.317	.570	.122	.201	.487	-6.7	11.4	2.6	154	0	0	0	3
RICHARDS, T.	RI	TCBA	.164	.217	.164	.380	.000	.073	.283	-6.0	2.6	1.4	64	0	0	4	1
PLESAC, Z.	RI	TCBA	.158	.200	.211	.411	.053	.105	.303	-3.9	1.7	1.2	45	0	0	5	0
PANNONE, T.	RI	TCBA	.118	.211	.118	.328	.000	.118	.267	-4.3	1.3	1.1	41	0	0	3	0
CORTES, N.	RI	TCBA	.075	.140	.150	.290	.075	.150	.243	-5.9	1.0	.7	45	0	0	2	0
GAUSMAN, K.	RI	TCBA	.068	.068	.068	.136	.000	.000	.070	-8.9	.1	.0	45	0	0	1	0
DESCALSO, D.	RI	TCBA	.059	.360	.059	.419	.000	.471	.529	-.9	1.0	1.6	25	0	0	0	0
FEDDE, E.	RI	TCBA	.043	.077	.043	.120	.000	.043	.091	-4.7	.3	.3	29	0	0	3	2
KELLY, M.	RI	TCBA	.029	.028	.029	.057	.000	.000	.030	-15.8	.1	.0	74	0	0	3	2
WATSON, T.	RI	TCBA	.000	.000	.000	.000	.000	.000	.000	-1.3	.0	.0	5	0	0	0	0
TARPLEY, S.	RI	TCBA	.000	.000	.000	.000	.000	.000	.000	-1.0	.0	.0	4	0	0	0	0
ANDRIESE, M.	RI	TCBA	.000	.000	.000	.000	.000	.000	.000	-.5	.0	.0	3	0	0	1	0
GIVENS, M.	RI	TCBA	.000	.000	.000	.000	.000	.000	.000	-.8	.0	.0	3	0	0	0	0
COLE, A.	RI	TCBA	.000	.000	.000	.000	.000	.000	.000	-.5	.0	.0	2	0	0	0	0
FRY, J.	RI	TCBA	.000	.000	.000	.000	.000	.000	.000	-.3	.0	.0	1	0	0	0	0
Rapidan Rapids			.251	.301	.408	.709	.157	.235	.648	26.8	691.7	4.3	6096	18	46	27	36


U-TCBA20 - Rapidan Rapids - Player Pitching

18 Pitchers	Tm	Lg	W	L	PCT	SV	ERA	G	GS	CG	SHO	QS	IP	H	R	ER	HR	SO	BB
GURRIEL, L.	RI	TCBA	0	0	-	0	.00	1	0	0	0	0	1.0	0	0	0	0	0	1
SOLARTE, Y.	RI	TCBA	0	0	-	0	.00	1	0	0	0	0	.1	0	0	0	0	0	1
PLESAC, Z.	RI	TCBA	8	5	.615	0	4.00	20	20	1	1	11	128.1	121	65	57	18	105	57
COLE, A.	RI	TCBA	0	2	.000	1	4.31	24	0	0	0	0	31.1	29	15	15	7	38	13
WATSON, T.	RI	TCBA	1	4	.200	4	4.60	53	0	0	0	0	60.2	69	36	31	9	48	13
KELLY, M.	RI	TCBA	10	18	.357	0	4.63	32	32	3	1	13	210.0	226	121	108	38	196	57
PANNONE, T.	RI	TCBA	5	12	.294	0	4.66	30	19	1	1	8	129.1	164	77	67	18	157	40
PETERS, D.	RI	TCBA	4	2	.667	2	5.13	28	2	0	0	1	66.2	72	39	38	12	47	24
FEDDE, E.	RI	TCBA	2	8	.200	0	5.23	21	11	0	0	2	84.1	105	74	49	21	71	40
GAUSMAN, K.	RI	TCBA	6	12	.333	1	5.42	36	23	0	0	8	149.1	189	101	90	27	145	37
GIVENS, M.	RI	TCBA	1	4	.200	9	5.49	65	0	0	0	0	62.1	73	44	38	11	78	35
CORTES, N.	RI	TCBA	6	8	.429	0	5.59	34	17	2	1	5	141.2	157	91	88	34	135	50
RICHARDS, T.	RI	TCBA	4	22	.154	0	5.88	32	32	1	0	8	189.2	236	143	124	38	186	64
ANDRIESE, M.	RI	TCBA	3	4	.429	4	7.21	53	0	0	0	0	63.2	82	54	51	12	66	35
ROSS, J.	RI	TCBA	1	3	.250	0	7.74	19	3	0	0	0	45.1	62	45	39	8	45	33
FRY, J.	RI	TCBA	0	1	.000	2	8.07	38	0	0	0	0	35.2	42	39	32	8	40	31
TARPLEY, S.	RI	TCBA	1	1	.500	1	9.87	11	2	0	0	0	17.1	37	29	19	4	22	15
TEPERA, R.	RI	TCBA	1	3	.250	0	11.78	10	1	0	0	0	18.1	38	32	24	9	16	7
Rapidan Rapids			53	109	.327	24	5.46	508	162	8	4	56	1435.1	1702	1005	870	274	1395	553

18 Pitchers	Tm	Lg	SUP/9	R/9	ERA	BF/9	BR/9	H/9	BB/9	SO/9	HR/9	ERPT	OBA	BF	BR	IBB	HB	WP	BK
GURRIEL, L.	RI	TCBA	.0	.00	.00	36.0	18.0	.0	9.0	.0	.00	.5	.000	4	2	0	1	0	0
SOLARTE, Y.	RI	TCBA	.0	.00	.00	54.0	27.0	.0	27.0	.0	.00	.2	.000	2	1	0	0	0	0
PLESAC, Z.	RI	TCBA	5.7	4.56	4.00	39.5	12.6	8.5	3.9	7.4	1.26	6.5	.245	563	180	2	4	1	0
COLE, A.	RI	TCBA	.0	4.31	4.31	38.5	11.5	8.3	3.2	10.9	2.01	.5	.242	134	40	2	0	0	0
WATSON, T.	RI	TCBA	.0	5.34	4.60	39.0	12.2	10.2	1.5	7.1	1.34	-1.0	.286	263	82	3	3	0	0
KELLY, M.	RI	TCBA	3.6	5.19	4.63	38.6	12.2	9.7	2.4	8.4	1.63	-4.1	.273	900	285	2	4	1	0
PANNONE, T.	RI	TCBA	2.9	5.36	4.66	41.5	15.0	11.4	2.8	10.9	1.25	-3.0	.306	596	216	0	12	6	0
PETERS, D.	RI	TCBA	.7	5.26	5.13	39.4	13.1	9.7	3.0	6.3	1.62	-5.0	.275	292	97	2	3	0	0
FEDDE, E.	RI	TCBA	2.7	7.90	5.23	42.9	15.8	11.2	4.1	7.6	2.24	-7.3	.297	402	148	2	5	1	0
GAUSMAN, K.	RI	TCBA	3.7	6.09	5.42	40.6	14.3	11.4	2.2	8.7	1.63	-16.1	.306	673	237	1	12	2	0
GIVENS, M.	RI	TCBA	.0	6.35	5.49	42.3	15.3	10.5	4.5	11.3	1.59	-7.1	.285	293	106	4	2	2	0
CORTES, N.	RI	TCBA	3.9	5.78	5.59	39.6	13.2	10.0	2.9	8.6	2.16	-17.9	.279	624	208	4	5	2	0
RICHARDS, T.	RI	TCBA	4.0	6.79	5.88	40.6	14.4	11.2	3.0	8.8	1.80	-30.1	.303	855	304	1	5	3	0
ANDRIESE, M.	RI	TCBA	.0	7.63	7.21	43.5	16.4	11.6	4.2	9.3	1.70	-19.5	.311	308	116	5	4	2	2
ROSS, J.	RI	TCBA	2.2	8.93	7.74	45.5	17.9	12.3	5.4	8.9	1.59	-16.6	.321	229	90	6	1	1	0
FRY, J.	RI	TCBA	.0	9.84	8.07	45.7	18.4	10.6	7.6	10.1	2.02	-14.3	.288	181	73	1	1	0	0
TARPLEY, S.	RI	TCBA	2.6	15.06	9.87	54.0	26.5	19.2	7.3	11.4	2.08	-10.4	.425	104	51	1	0	1	0
TEPERA, R.	RI	TCBA	.5	15.71	11.78	50.6	22.1	18.7	3.4	7.9	4.42	-14.9	.404	103	45	0	0	1	0
Rapidan Rapids			2.9	6.30	5.46	40.9	14.3	10.7	3.2	8.7	1.72	-159.6	.292	6526	2281	36	62	23	2

July 28, 2019

Sean Kingery highlights a 12-7 loss in Eastport with three (3) doubles and a home run in five at bats.



**September 10, 2019
Thomas Pannone fans
13 Senators in 7
innings as Rapidan
earns a 4-3 victory**





**Raimol Tapia and Starlin Castro
each hit a grand slam homer for the
Rapids this year.**




HEREFORD Highlanders Baseball



HEREFORD HIGHLANDERS 2020 Opening Day Starting Lineup

1-Manny Machado, 3B 2-Javier Baez, SS 3-Pete Alonso, 1B 4-Franmil Reyes, LF
5-Buster Posey, C 6-Manuel Margot, CF 7-Isan Diaz, 2B 8-Lewis Brinson, RF
9-Mike Leake, P



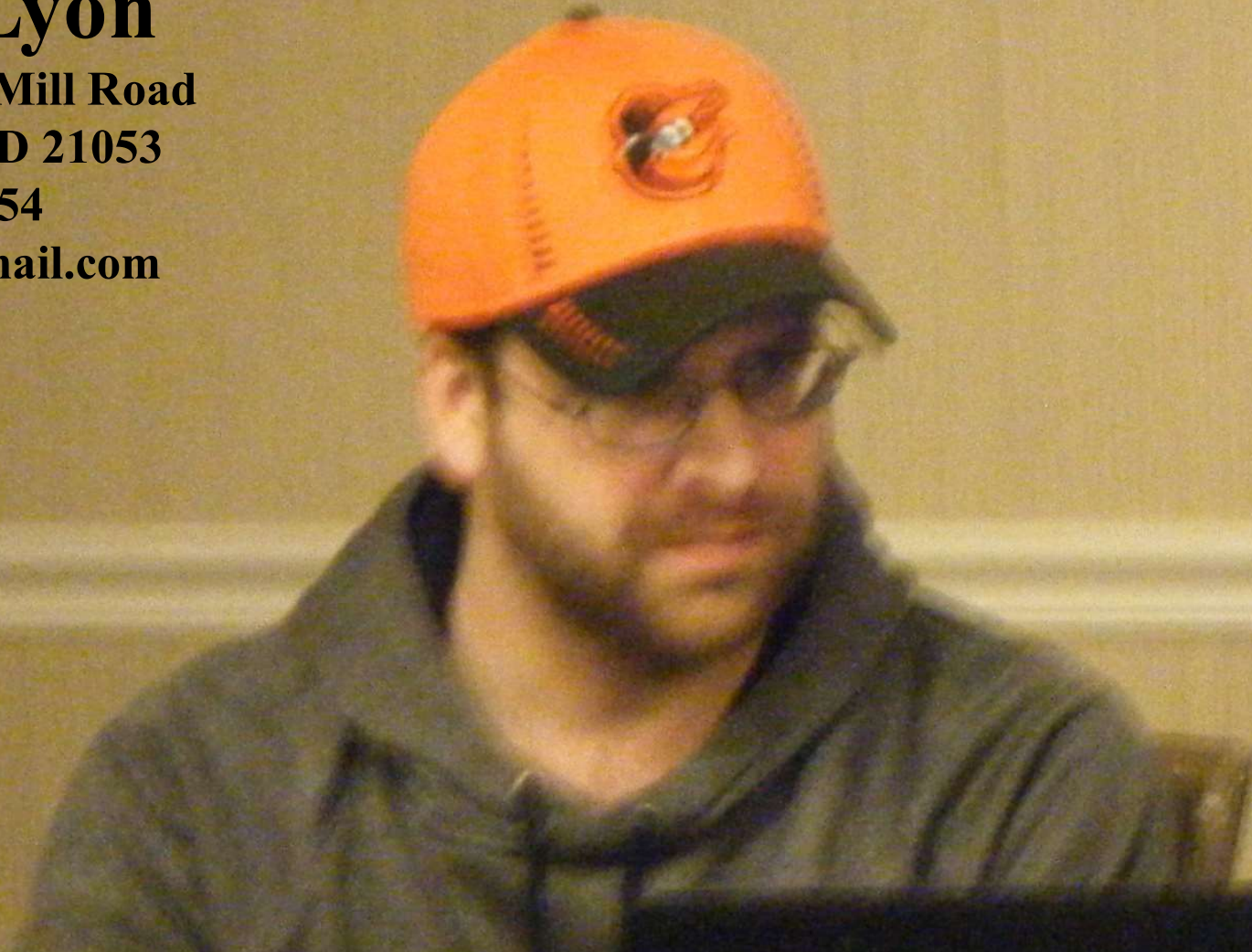
Steve Lyon

20345 Gore Mill Road

Freeland, MD 21053

(443) 421-6654

lyon109@gmail.com



33 Players	Tm	Lg	AVG	G	AB	R	H	2B	3B	HR	TB	RBI	SO	BB	ASB	SB	CS	SBP	GDP
DIAZ, J.	HH	TCBA	.500	43	4	1	2	0	0	0	2	0	1	0	0	0	0	-	0
IGLESIAS, R.	HH	TCBA	.333	58	6	0	2	1	0	0	3	0	0	0	0	0	0	-	0
LAMBERT, P.	HH	TCBA	.310	21	29	3	9	0	0	0	9	2	6	2	0	0	0	-	0
ALONSO, P.	HH	TCBA	.274	162	588	103	161	35	2	58	374	124	205	67	0	0	0	-	2
PINDER, C.	HH	TCBA	.269	120	312	27	84	25	0	10	139	39	70	17	0	0	0	-	5
POSEY, B.	HH	TCBA	.267	110	344	31	92	24	0	4	128	19	52	27	0	0	0	-	11
BAEZ, J.	HH	TCBA	.256	136	508	66	130	30	7	31	267	76	146	26	5	5	0	100.0	10
SMITH, C.	HH	TCBA	.256	24	43	3	11	3	0	0	14	5	19	0	0	0	0	-	0
UPTON, J.	HH	TCBA	.251	97	223	35	56	9	0	11	98	25	74	34	0	0	0	-	2
JAMES, J.	HH	TCBA	.250	42	4	0	1	0	0	0	1	0	0	1	0	0	0	-	0
GROSSMAN, R.	HH	TCBA	.242	107	297	39	72	11	2	8	111	26	65	44	0	0	0	-	5
REYES, F.	HH	TCBA	.232	147	508	54	118	22	0	34	242	71	135	37	0	0	0	-	15
WACHA, M.	HH	TCBA	.229	23	48	5	11	5	0	0	16	3	25	0	0	0	0	-	0
NAYLOR, J.	HH	TCBA	.202	91	188	24	38	8	0	10	76	23	46	22	0	0	0	-	3
SOLAK, N.	HH	TCBA	.200	69	100	14	20	7	0	1	30	3	31	13	0	0	0	-	0
MACHADO, M.	HH	TCBA	.199	156	629	87	125	20	2	38	263	84	145	50	1	1	0	100.0	26
URIAS, L.	HH	TCBA	.185	63	124	18	23	5	1	2	36	2	24	21	0	0	0	-	5
DIAZ, I.	HH	TCBA	.183	104	312	26	57	13	1	10	102	23	93	21	0	0	0	-	2
SUAREZ, J.	HH	TCBA	.179	17	28	1	5	1	0	0	6	0	6	0	0	0	0	-	0
RILEY, A.	HH	TCBA	.176	81	187	19	33	8	0	8	65	26	78	13	0	0	0	-	2
BRINSON, L.	HH	TCBA	.161	75	217	21	35	8	1	0	45	9	78	14	0	0	0	-	4
ZUNINO, M.	HH	TCBA	.161	84	217	13	35	11	0	4	58	12	87	16	0	0	0	-	2
MARGOT, M.	HH	TCBA	.158	124	335	29	53	13	1	10	98	29	80	26	16	15	1	93.8	8
HUNDLEY, N.	HH	TCBA	.135	21	52	3	7	0	1	0	9	2	12	2	0	0	0	-	3
CHANG, Y.	HH	TCBA	.133	14	30	1	4	0	1	0	6	1	8	1	0	0	0	-	1
TANAKA, M.	HH	TCBA	.106	29	47	2	5	2	0	0	7	1	18	7	0	0	0	-	0
LEAKE, M.	HH	TCBA	.089	29	56	2	5	0	0	0	5	4	22	4	0	0	0	-	3
HERNANDEZ, F.	HH	TCBA	.087	28	46	5	4	0	0	1	7	5	12	3	0	0	0	-	1
CASTILLO, D.	HH	TCBA	.000	54	4	0	0	0	0	0	0	0	2	0	0	0	0	-	0
JANSEN, K.	HH	TCBA	.000	55	2	1	0	0	0	0	0	0	1	0	0	0	0	-	0
FRY, P.	HH	TCBA	.000	56	2	0	0	0	0	0	0	0	1	0	0	0	0	-	0
ALEXANDER, S.	HH	TCBA	.000	14	1	0	0	0	0	0	0	0	0	0	0	0	0	-	0
HERRERA, K.	HH	TCBA	.000	39	1	0	0	0	0	0	0	0	1	0	0	0	0	-	0
Hereford Highlanders			.218	2293	5492	633	1198	261	19	240	2217	614	1543	468	22	21	1	95.5	110




Alonso

Baez



U-TCBA20 - Hereford Highlanders - Player Batting

33 Players	Tm	Lg	AVG	OBP	SLG	OPS	ISO	SECA	TA	RCON	RC	RC/G	PA	IBB	HBP	SH	SF
DIAZ, J.	HH	TCBA	.500	.500	.500	1.000	.000	.000	1.000	.4	1.0	13.5	4	0	0	0	0
IGLESIAS, R.	HH	TCBA	.333	.333	.500	.833	.167	.167	.750	.3	1.0	6.8	6	0	0	0	0
LAMBERT, P.	HH	TCBA	.310	.355	.310	.665	.000	.069	.550	-.2	3.6	4.2	34	0	0	3	0
ALONSO, P.	HH	TCBA	.274	.366	.636	1.002	.362	.476	1.077	63.9	144.5	9.0	681	4	21	0	5
PINDER, C.	HH	TCBA	.269	.305	.446	.751	.176	.231	.674	5.5	42.3	4.8	335	1	1	0	4
POSEY, B.	HH	TCBA	.267	.332	.372	.704	.105	.183	.612	2.1	41.2	4.2	377	1	6	0	0
BAEZ, J.	HH	TCBA	.256	.292	.526	.817	.270	.331	.768	18.6	75.3	5.2	535	3	0	0	1
SMITH, C.	HH	TCBA	.256	.289	.326	.614	.070	.070	.500	-1.3	4.3	3.4	47	0	2	2	0
UPTON, J.	HH	TCBA	.251	.347	.439	.787	.188	.341	.781	8.6	36.7	5.8	259	0	0	0	2
JAMES, J.	HH	TCBA	.250	.400	.250	.650	.000	.250	.667	.0	.5	4.5	5	0	0	0	0
GROSSMAN, R.	HH	TCBA	.242	.339	.374	.713	.131	.279	.674	3.8	40.0	4.7	343	0	0	1	1
REYES, F.	HH	TCBA	.232	.282	.476	.758	.244	.317	.689	8.4	64.6	4.3	550	1	0	0	5
WACHA, M.	HH	TCBA	.229	.229	.333	.563	.104	.104	.432	-2.5	3.8	2.5	52	0	0	4	0
NAYLOR, J.	HH	TCBA	.202	.284	.404	.689	.202	.319	.641	-.6	22.1	3.9	211	1	0	0	1
SOLAK, N.	HH	TCBA	.200	.298	.300	.598	.100	.230	.550	-2.9	9.9	3.3	114	2	1	0	0
MACHADO, M.	HH	TCBA	.199	.261	.418	.679	.219	.300	.600	-6.7	62.2	3.2	685	1	4	0	2
URIAS, L.	HH	TCBA	.185	.340	.290	.630	.105	.274	.613	-1.0	13.4	3.4	153	0	8	0	0
DIAZ, I.	HH	TCBA	.183	.237	.327	.563	.144	.212	.482	-15.9	24.9	2.6	335	0	1	1	0
SUAREZ, J.	HH	TCBA	.179	.179	.214	.393	.036	.036	.261	-3.1	1.1	1.3	29	0	0	1	0
RILEY, A.	HH	TCBA	.176	.256	.348	.604	.171	.241	.545	-6.5	17.3	3.0	207	0	7	0	0
BRINSON, L.	HH	TCBA	.161	.234	.207	.442	.046	.111	.355	-19.2	11.1	1.6	239	0	7	0	1
ZUNINO, M.	HH	TCBA	.161	.222	.267	.490	.106	.180	.408	-16.3	13.2	1.9	234	2	1	0	0
MARGOT, M.	HH	TCBA	.158	.224	.293	.517	.134	.254	.488	-18.3	22.8	2.1	366	1	3	0	2
HUNDLEY, N.	HH	TCBA	.135	.196	.173	.370	.038	.077	.271	-6.2	1.4	.8	56	0	2	0	0
CHANG, Y.	HH	TCBA	.133	.161	.200	.361	.067	.100	.259	-3.8	.8	.8	31	0	0	0	0
TANAKA, M.	HH	TCBA	.106	.222	.149	.371	.043	.191	.333	-5.2	2.5	1.4	61	0	0	7	0
LEAKE, M.	HH	TCBA	.089	.148	.089	.237	.000	.071	.167	-9.1	.8	.4	64	0	0	3	1
HERNANDEZ, F.	HH	TCBA	.087	.143	.152	.295	.065	.130	.233	-6.7	1.2	.6	54	0	0	5	0
CASTILLO, D.	HH	TCBA	.000	.000	.000	.000	.000	.000	.000	-1.0	.0	.0	4	0	0	0	0
JANSEN, K.	HH	TCBA	.000	.000	.000	.000	.000	.000	.000	-.5	.0	.0	3	0	0	1	0
FRY, P.	HH	TCBA	.000	.000	.000	.000	.000	.000	.000	-.5	.0	.0	2	0	0	0	0
ALEXANDER, S.	HH	TCBA	.000	.000	.000	.000	.000	.000	.000	-.3	.0	.0	1	0	0	0	0
HERRERA, K.	HH	TCBA	.000	.000	.000	.000	.000	.000	.000	-.3	.0	.0	1	0	0	0	0
Hereford Highlanders			.218	.286	.404	.690	.186	.274	.629	-16.2	636.6	3.9	6078	17	64	28	25



15 Pitchers	Tm	Lg	W	L	PCT	SV	ERA	G	GS	CG	SHO	QS	IP	H	R	ER	HR	SO	BB
CASTILLO, D.	HH	TCBA	2	7	.222	20	3.28	54	0	0	0	0	57.2	53	22	21	5	54	15
JANSEN, K.	HH	TCBA	5	5	.500	2	3.99	55	0	0	0	0	70.0	72	37	31	12	93	13
WACHA, M.	HH	TCBA	6	7	.462	0	4.53	23	23	3	0	13	147.0	152	80	74	24	127	51
IGLESIAS, R.	HH	TCBA	3	5	.375	1	4.56	58	0	0	0	0	75.0	76	46	38	13	96	24
TANAKA, M.	HH	TCBA	6	18	.250	0	4.72	29	29	4	3	14	186.2	196	104	98	35	153	52
HERRERA, K.	HH	TCBA	3	1	.750	1	4.88	39	0	0	0	0	51.2	53	35	28	10	49	27
FRY, P.	HH	TCBA	0	4	.000	0	5.13	56	0	0	0	0	59.2	67	41	34	8	62	39
LEAKE, M.	HH	TCBA	7	14	.333	0	5.20	29	29	1	0	12	178.1	214	112	103	37	132	32
DIAZ, J.	HH	TCBA	0	0	-	0	5.31	43	0	0	0	0	59.1	68	39	35	17	59	27
ALEXANDER, S.	HH	TCBA	0	1	.000	0	6.19	14	0	0	0	0	16.0	24	12	11	2	11	4
JAMES, J.	HH	TCBA	2	5	.286	0	6.60	42	0	0	0	0	61.1	69	46	45	14	75	38
SUAREZ, J.	HH	TCBA	1	14	.067	0	6.73	17	16	1	0	5	96.1	141	83	72	19	71	37
HERNANDEZ, F.	HH	TCBA	3	14	.176	0	6.87	27	25	2	0	5	145.1	204	126	111	27	128	54
SMITH, C.	HH	TCBA	3	13	.188	0	6.89	24	24	1	1	7	130.2	172	107	100	45	150	34
LAMBERT, P.	HH	TCBA	3	10	.231	0	7.42	21	16	0	0	4	100.2	154	93	83	32	98	42
Hereford Highlanders			44	118	.272	24	5.54	531	162	12	4	60	1435.2	1715	983	884	300	1358	489

15 Pitchers	Tm	Lg	SUP/9	R/9	ERA	BF/9	BR/9	H/9	BB/9	SO/9	HR/9	ERPT	OBA	BF	BR	IBB	HB	WP	BK
CASTILLO, D.	HH	TCBA	.0	3.43	3.28	37.3	10.9	8.3	2.3	8.4	.78	7.5	.244	239	70	0	2	0	0
JANSEN, K.	HH	TCBA	.0	4.76	3.99	36.8	10.9	9.3	1.4	12.0	1.54	3.6	.268	286	85	2	2	0	0
WACHA, M.	HH	TCBA	5.2	4.90	4.53	39.3	12.9	9.3	3.1	7.8	1.47	-1.2	.266	642	210	0	7	2	0
IGLESIAS, R.	HH	TCBA	.0	5.52	4.56	38.6	12.0	9.1	2.6	11.5	1.56	-.9	.259	322	100	2	2	1	0
TANAKA, M.	HH	TCBA	2.2	5.01	4.72	38.5	12.2	9.4	2.5	7.4	1.69	-5.6	.268	799	254	0	6	3	0
HERRERA, K.	HH	TCBA	.0	6.10	4.88	40.4	13.8	9.2	4.4	8.5	1.74	-2.4	.260	232	79	2	1	0	0
FRY, P.	HH	TCBA	.0	6.18	5.13	42.2	15.5	10.1	5.3	9.4	1.21	-4.5	.285	280	103	4	1	1	0
LEAKE, M.	HH	TCBA	3.6	5.65	5.20	39.5	12.9	10.8	1.6	6.7	1.87	-14.7	.293	783	256	0	10	1	0
DIAZ, J.	HH	TCBA	.0	5.92	5.31	41.3	14.3	10.3	3.6	8.9	2.58	-5.6	.286	272	94	3	2	1	0
ALEXANDER, S.	HH	TCBA	.0	6.75	6.19	42.2	16.9	13.5	2.3	6.2	1.13	-3.1	.348	75	30	0	2	0	0
JAMES, J.	HH	TCBA	.0	6.75	6.60	42.0	16.0	10.1	5.6	11.0	2.05	-14.6	.283	286	109	0	2	3	1
SUAREZ, J.	HH	TCBA	1.1	7.75	6.73	42.8	17.1	13.2	3.5	6.6	1.78	-24.3	.346	458	183	0	5	4	0
HERNANDEZ, F.	HH	TCBA	4.3	7.80	6.87	42.9	16.5	12.6	3.3	7.9	1.67	-39.1	.327	692	266	1	9	2	0
SMITH, C.	HH	TCBA	3.8	7.37	6.89	41.3	14.7	11.8	2.3	10.3	3.10	-35.3	.313	599	213	0	7	2	0
LAMBERT, P.	HH	TCBA	3.8	8.31	7.42	44.5	18.1	13.8	3.8	8.8	2.86	-33.2	.343	498	202	0	6	1	0
Hereford Highlanders			2.4	6.16	5.54	40.5	14.1	10.8	3.0	8.5	1.88	-173.4	.294	6463	2254	14	64	21	1




**June 2 – 1st game
Pete Alonso launches four
(4) home runs against
Waukesha in an 8-9 loss to
the Freeman.**



Three Highlanders hit grand slams this season: Pete Alonso (UL), Javy Baez (LL) and Justin Upton (UR).

ATLANTIC

DIVISION



FARMINGTON

RIVER RATS

