


**FARMINGTON  
RIVER RATS  
2020 Opening Day  
Starting Lineup**

**1-George Springer, LF 2-Mark Canha, CF 3-Alex Bregman, 3B  
4-Yuli Gurriel, 1B 5-Luis Arraez, 2B 6-Eddie Rosario, RF  
7-Stephen Vogt, C 8-Freddy Galvis, SS 9-Sonny Gray, P**



# **Mike Mancini**

**40 Cope Farms Road  
Farmington, CT 06032  
(860) 674-8378  
bubs922@comcast.net**





35 Players	Tm	Lg	AVG	G	AB	R	H	2B	3B	HR	TB	RBI	SO	BB	ASB	SB	CS	SBP	GDP
SORIA, J.	FR	TCBA	1.000	29	1	0	1	0	0	0	1	0	0	0	0	0	0	-	0
KELA, K.	FR	TCBA	.500	23	2	0	1	0	0	0	1	0	0	0	0	0	0	-	0
La STELLA, T.	FR	TCBA	.341	113	308	56	105	6	0	17	162	47	37	19	0	0	0	-	5
GURRIEL, Y.	FR	TCBA	.337	142	552	88	186	38	1	31	319	123	71	38	1	1	0	100.0	19
DRAKE, O.	FR	TCBA	.333	42	6	2	2	0	0	0	2	0	1	0	0	0	0	-	0
GALLEGOS, G.	FR	TCBA	.333	60	3	0	1	1	0	0	2	2	1	1	0	0	0	-	0
DOOLITTLE, S.	FR	TCBA	.333	47	3	0	1	0	0	0	1	0	2	0	0	0	0	-	0
BREGMAN, A.	FR	TCBA	.319	156	590	135	188	44	1	52	390	121	89	103	6	4	2	66.7	14
PERALTA, D.	FR	TCBA	.309	104	356	58	110	28	1	17	191	67	82	34	1	1	0	100.0	8
STRAHM, M.	FR	TCBA	.308	12	13	1	4	1	0	0	5	1	4	0	0	0	0	-	0
MONDESI, A.	FR	TCBA	.307	117	316	47	97	19	5	7	147	35	110	23	36	31	5	86.1	4
SPRINGER, G.	FR	TCBA	.306	121	447	114	137	24	3	30	257	66	101	76	4	3	1	75.0	9
CANHA, M.	FR	TCBA	.302	113	410	85	124	20	4	23	221	80	110	69	1	1	0	100.0	11
CHOI, J.	FR	TCBA	.302	93	179	29	54	10	0	7	85	22	42	31	1	1	0	100.0	2
ARRAEZ, L.	FR	TCBA	.283	104	297	40	84	18	0	3	111	29	42	42	2	1	1	50.0	3
HILL, R.	FR	TCBA	.278	13	18	2	5	0	0	0	5	2	9	1	0	0	0	-	0
ROSARIO, E.	FR	TCBA	.262	127	450	63	118	20	1	27	221	77	92	5	2	0	2	.0	13
GALVIS, F.	FR	TCBA	.250	149	535	62	134	24	1	21	223	80	124	34	4	3	1	75.0	10
VOGT, S.	FR	TCBA	.242	85	244	26	59	18	1	11	112	38	66	15	2	2	0	100.0	1
STALLINGS, J.	FR	TCBA	.236	95	178	18	42	3	1	4	59	20	40	13	0	0	0	-	3
ROBLES, V.	FR	TCBA	.212	120	250	40	53	9	2	10	96	30	75	11	11	9	2	81.8	3
PISCOTTY, S.	FR	TCBA	.187	55	139	15	26	6	1	3	43	16	44	11	1	1	0	100.0	4
GRAY, S.	FR	TCBA	.186	31	70	7	13	0	2	0	17	5	22	3	0	0	0	-	0
CASTRO, J.	FR	TCBA	.176	88	193	23	34	7	0	9	68	17	75	31	0	0	0	-	0
KERSHAW, C.	FR	TCBA	.175	29	57	5	10	0	0	0	10	2	19	4	0	0	0	-	0
FRIED, M.	FR	TCBA	.175	32	63	4	11	4	0	0	15	6	19	4	0	0	0	-	1
FEDEROWICZ, T.	FR	TCBA	.150	13	20	2	3	0	0	0	3	1	7	2	0	0	0	-	1
ODORIZZI, J.	FR	TCBA	.136	27	59	5	8	1	0	1	12	7	17	3	0	0	0	-	2
VARGAS, J.	FR	TCBA	.111	22	45	0	5	0	0	0	5	0	21	0	0	0	0	-	1
ESTEVEZ, C.	FR	TCBA	.000	40	3	0	0	0	0	0	0	0	2	0	0	0	0	-	0
OBERG, S.	FR	TCBA	.000	51	2	0	0	0	0	0	0	0	0	0	0	0	0	-	0
CLASE, E.	FR	TCBA	.000	20	1	0	0	0	0	0	0	0	0	0	0	0	0	-	0
GARCIA, J.	FR	TCBA	-	53	0	0	0	0	0	0	0	0	0	0	0	0	0	-	0
MARTINEZ, C.	FR	TCBA	-	43	0	0	0	0	0	0	0	0	0	1	0	0	0	-	0
KIMBREL, C.	BT	TCBA	-	2	0	0	0	0	0	0	0	0	0	0	0	0	0	-	0
<b>Farmington Rats</b>			<b>.278</b>	<b>2371</b>	<b>5810</b>	<b>927</b>	<b>1616</b>	<b>301</b>	<b>24</b>	<b>273</b>	<b>2784</b>	<b>894</b>	<b>1324</b>	<b>574</b>	<b>72</b>	<b>58</b>	<b>14</b>	<b>80.6</b>	<b>114</b>



**Gurriel (up)  
Bregman**





## U-TCBA20 - Farmington Rats - Player Batting

35 Players	Tm	Lg	AVG	OBP	SLG	OPS	ISO	SECA	TA	RCON	RC	RC/G	PA	IBB	HBP	SH	SF
SORIA, J.	FR	TCBA	1.000	1.000	1.000	2.000	.000	.000	-	.5	1.0	-	1	0	0	0	0
KELA, K.	FR	TCBA	.500	.500	.500	1.000	.000	.000	1.000	.2	.5	13.5	2	0	0	0	0
La STELLA, T.	FR	TCBA	.341	.377	.526	.903	.185	.247	.870	21.8	60.8	7.8	329	0	0	0	2
GURRIEL, Y.	FR	TCBA	.337	.376	.578	.954	.241	.312	.932	49.9	114.5	7.9	599	4	1	0	7
DRAKE, O.	FR	TCBA	.333	.333	.333	.667	.000	.000	.500	-.1	.7	4.5	6	0	0	0	0
GALLEGOS, G.	FR	TCBA	.333	.500	.667	1.167	.333	.667	1.500	.6	1.1	15.3	4	0	0	0	0
DOOLITTLE, S.	FR	TCBA	.333	.333	.333	.667	.000	.000	.500	-.0	.3	4.5	3	0	0	0	0
BREGMAN, A.	FR	TCBA	.319	.423	.661	1.084	.342	.520	1.203	86.3	168.9	10.8	703	0	6	0	3
PERALTA, D.	FR	TCBA	.309	.370	.537	.907	.228	.326	.902	27.7	70.9	7.4	397	3	3	0	4
STRAHM, M.	FR	TCBA	.308	.308	.385	.692	.077	.077	.556	-.1	1.7	3.5	17	0	0	4	0
MONDESI, A.	FR	TCBA	.307	.354	.465	.819	.158	.313	.882	19.6	55.3	6.5	339	1	0	0	0
SPRINGER, G.	FR	TCBA	.306	.414	.575	.989	.268	.443	1.069	50.9	109.9	9.3	529	7	6	0	0
CANHA, M.	FR	TCBA	.302	.423	.539	.962	.237	.407	1.037	44.9	97.9	8.9	497	0	17	0	1
CHOI, J.	FR	TCBA	.302	.405	.475	.880	.173	.352	.921	14.1	36.9	7.8	210	1	0	0	0
ARRAEZ, L.	FR	TCBA	.283	.368	.374	.742	.091	.232	.710	7.9	44.2	5.4	342	0	0	0	3
HILL, R.	FR	TCBA	.278	.316	.278	.594	.000	.056	.462	-.6	1.9	3.1	22	0	0	3	0
ROSARIO, E.	FR	TCBA	.262	.267	.491	.758	.229	.236	.651	4.5	52.8	4.0	461	0	0	0	6
GALVIS, F.	FR	TCBA	.250	.294	.417	.711	.166	.234	.631	1.4	64.4	4.2	573	1	0	1	3
VOGT, S.	FR	TCBA	.242	.284	.459	.743	.217	.287	.694	3.5	32.9	4.7	261	2	0	0	2
STALLINGS, J.	FR	TCBA	.236	.289	.331	.620	.096	.169	.525	-4.7	17.4	3.3	195	1	1	1	2
ROBLES, V.	FR	TCBA	.212	.281	.384	.665	.172	.244	.639	-1.9	28.1	3.7	275	0	13	1	0
PISCOTTY, S.	FR	TCBA	.187	.247	.309	.556	.122	.209	.470	-6.9	10.2	2.4	150	0	0	0	0
GRAY, S.	FR	TCBA	.186	.216	.243	.459	.057	.100	.351	-6.2	4.5	1.8	84	0	0	10	1
CASTRO, J.	FR	TCBA	.176	.296	.352	.649	.176	.337	.635	-2.4	22.3	3.8	226	5	2	0	0
KERSHAW, C.	FR	TCBA	.175	.230	.175	.405	.000	.070	.298	-5.8	2.9	1.5	66	0	0	5	0
FRIED, M.	FR	TCBA	.175	.224	.238	.462	.063	.127	.358	-5.3	3.7	1.7	73	0	0	6	0
FEDEROWICZ, T.	FR	TCBA	.150	.227	.150	.377	.000	.100	.278	-2.2	.6	.9	22	1	0	0	0
ODORIZZI, J.	FR	TCBA	.136	.177	.203	.381	.068	.119	.283	-6.8	2.1	1.0	67	0	0	5	0
VARGAS, J.	FR	TCBA	.111	.111	.111	.222	.000	.000	.122	-7.7	.6	.4	50	0	0	5	0
ESTEVEZ, C.	FR	TCBA	.000	.000	.000	.000	.000	.000	.000	-.8	.0	.0	3	0	0	0	0
OBERG, S.	FR	TCBA	.000	.000	.000	.000	.000	.000	.000	-.5	.0	.0	2	0	0	0	0
CLASE, E.	FR	TCBA	.000	.000	.000	.000	.000	.000	.000	-.3	.0	.0	1	0	0	0	0
GARCIA, J.	FR	TCBA	-	-	-	-	-	-	-	.0	.0	.0	1	0	0	1	0
MARTINEZ, C.	FR	TCBA	-	1.000	-	-	-	-	-	.3	.3	-	1	0	0	0	0
KIMBREL, C.	BT	TCBA	-	-	-	-	-	-	-	.0	-	-	0	0	0	0	0
<b>Farmington Rats</b>			<b>.278</b>	<b>.346</b>	<b>.479</b>	<b>.825</b>	<b>.201</b>	<b>.307</b>	<b>.802</b>	<b>281.9</b>	<b>975.8</b>	<b>6.0</b>	<b>6511</b>	<b>26</b>	<b>49</b>	<b>42</b>	<b>34</b>



19 Pitchers	Tm	Lg	W	L	PCT	SV	ERA	G	GS	CG	SHO	QS	IP	H	R	ER	HR	SO	BB
KELA, K.	FR	TCBA	4	3	.571	3	1.71	23	0	0	0	0	31.2	14	7	6	2	32	13
MARTINEZ, C.	FR	TCBA	2	3	.400	0	1.85	43	0	0	0	0	58.1	34	12	12	3	59	18
GARCIA, J.	FR	TCBA	5	3	.625	1	2.18	53	0	0	0	0	53.2	32	13	13	1	35	17
GALLEGOS, G.	FR	TCBA	5	3	.625	38	2.27	60	0	0	0	0	71.1	45	18	18	8	83	19
GRAY, S.	FR	TCBA	19	2	.905	0	2.45	31	31	0	23	198.0	131	62	54	18	215	81	
OBERG, S.	FR	TCBA	7	1	.875	10	2.48	51	0	0	0	0	61.2	39	19	17	9	73	18
CLASE, E.	FR	TCBA	3	0	1.000	1	2.63	20	1	0	0	0	27.1	18	10	8	2	25	10
SORIA, J.	FR	TCBA	0	0	-	0	3.18	29	1	0	0	0	34.0	35	15	12	4	45	8
ODORIZZI, J.	FR	TCBA	12	5	.706	0	3.55	27	27	0	0	17	170.0	136	73	67	22	188	67
KERSHAW, C.	FR	TCBA	14	7	.667	0	3.78	29	29	1	0	20	174.0	141	81	73	22	193	43
FRIED, M.	FR	TCBA	18	8	.692	0	4.00	32	32	2	1	21	193.1	164	89	86	29	185	46
DRAKE, O.	FR	TCBA	1	2	.333	3	4.14	42	0	0	0	0	58.2	51	28	27	12	58	24
HILL, R.	FR	TCBA	5	2	.714	0	4.23	13	13	0	0	4	66.0	52	33	31	13	85	23
DOOLITTLE, S.	FR	TCBA	2	2	.500	0	4.26	47	0	0	0	0	63.1	65	36	30	17	63	24
VARGAS, J.	FR	TCBA	9	5	.643	0	4.48	22	22	3	2	7	122.2	134	65	61	16	92	38
STRAHM, M.	FR	TCBA	2	3	.400	1	4.80	12	6	0	0	3	54.1	65	31	29	13	62	11
STALLINGS, J.	FR	TCBA	0	1	.000	0	5.06	4	0	0	0	0	5.1	8	3	3	0	3	1
KIMBREL, C.	BT	TCBA	0	0	-	0	5.40	2	0	0	0	0	1.2	3	1	1	0	3	2
ESTEVEZ, C.	FR	TCBA	3	1	.750	2	5.80	40	0	0	0	0	45.0	46	33	29	11	41	19
<b>Farmington Rats</b>			<b>111</b>	<b>51</b>	<b>.685</b>	<b>59</b>	<b>3.48</b>	<b>580</b>	<b>162</b>	<b>6</b>	<b>3</b>	<b>95</b>	<b>1490.1</b>	<b>1213</b>	<b>629</b>	<b>577</b>	<b>202</b>	<b>1540</b>	<b>482</b>

19 Pitchers	Tm	Lg	SUP/9	R/9	ERA	BF/9	BR/9	H/9	BB/9	SO/9	HR/9	ERPT	OBA	BF	BR	IBB	HB	WP	BK
KELA, K.	FR	TCBA	.0	1.99	1.71	35.0	8.0	4.0	3.7	9.1	.57	9.7	.128	123	28	0	1	0	0
MARTINEZ, C.	FR	TCBA	.0	1.85	1.85	34.6	7.9	5.2	2.5	9.1	.46	16.9	.167	224	51	2	1	0	0
GARCIA, J.	FR	TCBA	.0	2.18	2.18	34.4	7.7	5.4	2.3	5.9	.17	13.6	.173	205	46	3	0	0	0
GALLEGOS, G.	FR	TCBA	.0	2.27	2.27	34.9	8.2	5.7	2.1	10.5	1.01	17.3	.176	277	65	2	3	0	2
GRAY, S.	FR	TCBA	7.4	2.82	2.45	36.3	9.8	6.0	3.7	9.8	.82	44.0	.187	798	216	0	4	3	0
OBERG, S.	FR	TCBA	.0	2.77	2.48	34.7	8.2	5.7	2.5	10.7	1.31	13.5	.177	238	56	1	0	0	0
CLASE, E.	FR	TCBA	.0	3.29	2.63	37.2	10.2	5.9	3.3	8.2	.66	5.5	.180	113	31	0	3	3	0
SORIA, J.	FR	TCBA	.8	3.97	3.18	38.4	11.4	9.3	1.9	11.9	1.06	4.8	.259	145	43	1	1	1	0
ODORIZZI, J.	FR	TCBA	6.0	3.86	3.55	36.7	11.0	7.2	3.5	10.0	1.16	17.1	.220	694	208	0	5	1	0
KERSHAW, C.	FR	TCBA	5.7	4.19	3.78	36.5	9.8	7.3	2.2	10.0	1.14	13.1	.216	705	189	1	6	2	1
FRIED, M.	FR	TCBA	5.7	4.14	4.00	36.2	10.3	7.6	2.1	8.6	1.35	9.7	.230	778	222	0	12	2	1
DRAKE, O.	FR	TCBA	.0	4.30	4.14	38.5	11.5	7.8	3.2	8.9	1.84	2.0	.231	251	75	3	3	0	0
HILL, R.	FR	TCBA	6.3	4.50	4.23	37.6	10.5	7.1	3.1	11.6	1.77	1.7	.211	276	77	0	2	0	0
DOOLITTLE, S.	FR	TCBA	.0	5.12	4.26	39.2	12.4	9.2	3.1	9.0	2.42	1.3	.262	276	87	2	0	0	0
VARGAS, J.	FR	TCBA	5.4	4.77	4.48	38.9	13.1	9.8	2.8	6.8	1.17	-.3	.280	530	178	0	6	3	0
STRAHM, M.	FR	TCBA	2.7	5.13	4.80	39.3	13.1	10.8	1.8	10.3	2.15	-2.1	.295	237	79	0	3	0	0
STALLINGS, J.	FR	TCBA	.0	5.06	5.06	42.2	15.2	13.5	1.7	5.1	.00	-.4	.348	25	9	0	0	0	0
KIMBREL, C.	BT	TCBA	.0	5.40	5.40	54.0	27.0	16.2	10.8	16.2	.00	-.2	.375	10	5	0	0	0	0
ESTEVEZ, C.	FR	TCBA	.0	6.60	5.80	41.4	14.4	9.2	3.8	8.2	2.20	-6.7	.254	207	72	0	7	0	1
<b>Farmington Rats</b>			<b>3.9</b>	<b>3.80</b>	<b>3.48</b>	<b>36.9</b>	<b>10.5</b>	<b>7.3</b>	<b>2.8</b>	<b>9.3</b>	<b>1.22</b>	<b>160.7</b>	<b>.220</b>	<b>6112</b>	<b>1737</b>	<b>15</b>	<b>57</b>	<b>15</b>	<b>5</b>



**May 24, 2019**  
**Mark Canha**  
**launches 3 home**  
**runs in a 21-5**  
**victory over**  
**Hilton Head**

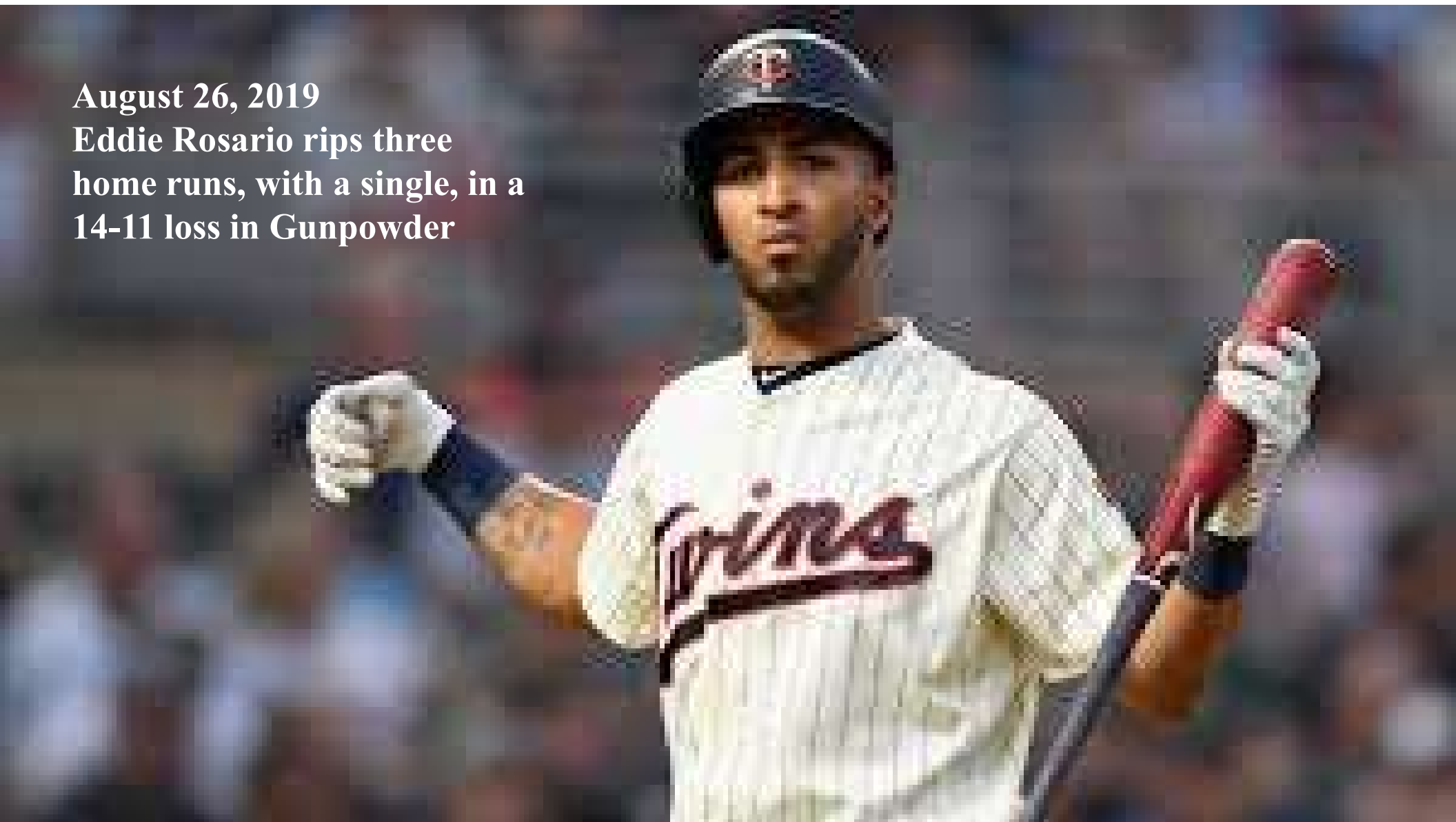






**July 8, 2019**  
**Jake Odorizzi fans 14**  
**Buckeyes while pitching**  
**7.1 innings in a 4-0 win**  
**in Bradenton**

**August 26, 2019**  
**Eddie Rosario rips three**  
**home runs, with a single, in a**  
**14-11 loss in Gunpowder**





**May 24, 2019**

**The River Rats only had one game with a Grand Slam home run this year, but both Freddy Galvis and Jason Castro did it that day against Hilton Head, 21-5**




# ROOSTERS





**ROCHESTER  
CHEETAHS  
2020 Opening Day  
Starting Lineup**

- 1-Bryce Harper, RF    2-Jose Altuve, 2B    3-Shohei Ohtani, LF  
4-Carlos Santana, 1B    5-Asdrubal Cabrera, 3B    6-Tim Beckham, SS  
7-Adam Jones, CF    8-Brian McCann, C    9-Charlie Morton, P**





**J.R. Richardson**

**2423 Sandy Ridge Run**


**Rock Hill, SC 29732**

**(704) 595-7974**

**Rba\_baseball@hotmail.com**



35 Players	Tm	Lg	AVG	G	AB	R	H	2B	3B	HR	TB	RBI	SO	BB	ASB	SB	CS	SBP	GDP
LITTELL, Z.	RO	TCBA	1.000	42	1	0	1	1	0	0	2	0	0	0	0	0	0	-	0
PEREZ, O.	RO	TCBA	1.000	36	1	0	1	0	0	0	1	2	0	0	0	0	0	-	0
STARLING, B.	RO	TCBA	.400	16	30	10	12	2	0	3	23	7	4	3	2	2	0	100.0	2
LOPEZ, Y.	RO	TCBA	.375	60	8	1	3	0	0	0	3	0	2	0	0	0	0	-	0
SANDOVAL, P.	RO	TCBA	.310	102	294	39	91	33	0	14	166	60	57	23	0	0	0	-	9
SOLANO, D.	RO	TCBA	.305	69	210	27	64	15	1	3	90	34	41	9	0	0	0	-	4
SANTANA, C.	RO	TCBA	.303	161	594	119	180	41	0	37	332	95	114	108	4	4	0	100.0	16
ALTUVE, J.	RO	TCBA	.293	133	502	89	147	32	0	26	257	79	77	34	9	6	3	66.7	17
OHTANI, S.	RO	TCBA	.291	113	378	60	110	29	3	18	199	69	107	28	20	19	1	95.0	4
CABRERA, A.	RO	TCBA	.285	133	463	59	132	21	3	18	213	77	107	48	5	3	2	60.0	12
POLLOCK, A.	RO	TCBA	.279	108	298	52	83	16	2	12	139	40	73	19	8	7	1	87.5	6
GARVER, M.	RO	TCBA	.277	70	235	51	65	11	1	29	165	73	63	28	0	0	0	-	4
RUSSELL, A.	RO	TCBA	.270	101	226	43	61	9	0	17	121	47	59	21	3	2	1	66.7	5
JONES, A.	RO	TCBA	.266	128	421	65	112	21	1	20	195	76	78	22	4	3	1	75.0	12
NIMMO, B.	RO	TCBA	.259	106	216	42	56	22	0	7	99	31	72	38	4	2	2	50.0	1
CASALI, C.	RO	TCBA	.232	75	168	22	39	8	0	6	65	21	47	22	0	0	0	-	3
BECKHAM, T.	RO	TCBA	.231	111	290	44	67	14	1	20	143	50	103	25	0	0	0	-	10
HARPER, B.	RO	TCBA	.229	160	650	134	149	33	0	29	269	73	228	100	26	25	1	96.2	5
McCANN, B.	RO	TCBA	.223	90	224	22	50	5	0	7	76	22	49	16	0	0	0	-	8
HAMELS, C.	RO	TCBA	.214	29	42	4	9	2	0	0	11	3	20	0	0	0	0	-	0
CARRASCO, C.	RO	TCBA	.200	24	15	1	3	0	0	0	3	0	4	1	0	0	0	-	1
SMOAK, J.	RO	TCBA	.182	103	88	8	16	3	0	3	28	5	18	13	0	0	0	-	4
ANDERSON, B.	RO	TCBA	.172	35	64	3	11	2	0	1	16	6	27	1	0	0	0	-	1
RONDON, J.	RO	TCBA	.167	24	48	6	8	1	0	1	12	2	13	4	0	0	0	-	0
GODLEY, Z.	RO	TCBA	.167	21	12	1	2	0	0	0	2	1	6	2	0	0	0	-	0
KITTREDGE, A.	RO	TCBA	.167	10	6	0	1	0	0	0	1	0	0	0	0	0	0	-	0
MORTON, C.	RO	TCBA	.143	34	70	4	10	5	0	0	15	3	26	4	0	0	0	-	0
NOVA, I.	RO	TCBA	.113	36	62	1	7	1	0	0	8	4	17	2	0	0	0	-	2
GONZALEZ, G.	RO	TCBA	.091	19	33	2	3	0	0	0	3	2	14	0	0	0	0	-	0
WORKMAN, B.	RO	TCBA	.000	66	2	0	0	0	0	0	0	0	1	0	0	0	0	-	0
ALVAREZ, J.	RO	TCBA	.000	69	1	0	0	0	0	0	0	0	1	0	0	0	0	-	0
CHAFIN, A.	RO	TCBA	-	54	0	1	0	0	0	0	0	0	0	0	0	0	0	-	0
STROP, P.	RO	TCBA	.000	14	1	0	0	0	0	0	0	0	0	0	0	0	0	-	0
WEBB, J.	RO	TCBA	.000	39	1	0	0	0	0	0	0	0	1	0	0	0	0	-	0
DUFFEY, T.	RO	TCBA	-	55	0	0	0	0	0	0	0	0	0	0	0	0	0	-	0
Rochester Cheetahs			.264	2446	5654	910	1493	327	12	271	2657	882	1429	571	85	73	12	85.9	126





## U-TCBA20 - Rochester Cheetahs - Player Batting

35 Players	Tm	Lg	AVG	OBP	SLG	OPS	ISO	SECA	TA	RCON	RC	RC/G	PA	IBB	HBP	SH	SF
LITTELL, Z.	RO	TCBA	1.000	1.000	2.000	3.000	1.000	1.000	-	.8	2.0	-	1	0	0	0	0
PEREZ, O.	RO	TCBA	1.000	1.000	1.000	2.000	.000	.000	-	.5	1.0	-	1	0	0	0	0
STARLING, B.	RO	TCBA	.400	.455	.767	1.221	.367	.533	1.400	6.1	9.7	12.5	34	0	0	1	0
LOPEZ, Y.	RO	TCBA	.375	.375	.375	.750	.000	.000	.600	.1	1.1	6.1	8	0	0	0	0
SANDOVAL, P.	RO	TCBA	.310	.360	.565	.924	.255	.333	.892	23.1	56.7	7.2	317	3	0	0	0
SOLANO, D.	RO	TCBA	.305	.332	.429	.760	.124	.167	.660	4.4	29.0	5.2	220	1	0	0	1
SANTANA, C.	RO	TCBA	.303	.411	.559	.970	.256	.444	1.037	65.5	140.9	8.8	705	3	2	0	1
ALTUVE, J.	RO	TCBA	.293	.337	.512	.849	.219	.293	.795	25.7	81.2	5.8	540	0	1	0	3
OHTANI, S.	RO	TCBA	.291	.339	.526	.865	.235	.357	.908	27.1	71.7	7.0	413	0	2	0	5
CABRERA, A.	RO	TCBA	.285	.351	.460	.811	.175	.281	.771	19.9	74.6	5.8	518	0	2	0	5
POLLOCK, A.	RO	TCBA	.279	.348	.466	.815	.188	.272	.806	14.7	49.8	6.0	333	0	14	0	2
GARVER, M.	RO	TCBA	.277	.360	.702	1.062	.426	.545	1.126	29.2	59.5	9.2	267	3	3	0	1
RUSSELL, A.	RO	TCBA	.270	.336	.535	.871	.265	.363	.854	13.4	40.0	6.2	251	1	2	1	1
JONES, A.	RO	TCBA	.266	.313	.463	.777	.197	.254	.708	11.0	58.3	4.9	453	2	8	0	2
NIMMO, B.	RO	TCBA	.259	.385	.458	.844	.199	.375	.896	14.1	42.0	6.9	262	0	7	0	1
CASALI, C.	RO	TCBA	.232	.316	.387	.703	.155	.286	.659	1.3	21.6	4.3	193	1	0	0	3
BECKHAM, T.	RO	TCBA	.231	.291	.493	.784	.262	.348	.721	7.4	38.7	4.5	317	3	0	1	1
HARPER, B.	RO	TCBA	.229	.334	.414	.748	.185	.375	.783	22.7	100.9	5.4	755	1	3	1	1
McCANN, B.	RO	TCBA	.223	.278	.339	.617	.116	.188	.511	-6.6	19.5	2.9	243	5	1	2	0
HAMELS, C.	RO	TCBA	.214	.283	.262	.545	.048	.048	.455	-2.1	3.7	2.7	51	0	4	5	0
CARRASCO, C.	RO	TCBA	.200	.250	.200	.450	.000	.067	.308	-1.3	.8	1.3	21	0	0	5	0
SMOAK, J.	RO	TCBA	.182	.294	.318	.612	.136	.284	.553	-2.2	8.1	2.8	103	0	1	1	0
ANDERSON, B.	RO	TCBA	.172	.185	.250	.435	.078	.094	.315	-6.2	2.8	1.4	67	0	0	2	0
RONDON, J.	RO	TCBA	.167	.231	.250	.481	.083	.167	.400	-3.7	3.2	2.0	55	0	0	3	0
GODLEY, Z.	RO	TCBA	.167	.286	.167	.452	.000	.167	.400	-.9	.7	1.9	14	0	0	0	0
KITTREDGE, A.	RO	TCBA	.167	.167	.167	.333	.000	.000	.200	-.8	.2	1.0	7	0	0	1	0
MORTON, C.	RO	TCBA	.143	.189	.214	.403	.071	.129	.317	-7.4	3.4	1.4	80	0	0	6	0
NOVA, I.	RO	TCBA	.113	.138	.129	.267	.016	.048	.175	-9.5	1.3	.5	74	0	0	9	1
GONZALEZ, G.	RO	TCBA	.091	.088	.091	.179	.000	.000	.100	-6.1	.3	.3	35	0	0	1	1
WORKMAN, B.	RO	TCBA	.000	.000	.000	.000	.000	.000	.000	-.5	.0	.0	2	0	0	0	0
ALVAREZ, J.	RO	TCBA	.000	.000	.000	.000	.000	.000	.000	-.3	.0	.0	1	0	0	0	0
CHAFIN, A.	RO	TCBA	-	1.000	-	-	-	-	-	.3	.3	-	1	0	1	0	0
STROP, P.	RO	TCBA	.000	.000	.000	.000	.000	.000	.000	-.3	.0	.0	1	0	0	0	0
WEBB, J.	RO	TCBA	.000	.000	.000	.000	.000	.000	.000	-.3	.0	.0	1	0	0	0	0
DUFFEY, T.	RO	TCBA	-	-	-	-	-	-	-	.0	-	-	0	0	0	0	0
Rochester Cheetahs			.264	.335	.470	.805	.206	.318	.780	239.1	899.4	5.6	6344	23	51	39	29



19 Pitchers	Tm	Lg	W	L	PCT	SV	ERA	G	GS	CG	SHO	QS	IP	H	R	ER	HR	SO	BB
SANDOVAL, P.	RO	TCBA	0	0	-	0	.00	1	0	0	0	0	1.2	0	0	0	0	1	1
RONDON, J.	RO	TCBA	0	0	-	0	.00	1	0	0	0	0	1.1	0	0	0	0	1	0
WEBB, J.	RO	TCBA	2	1	.667	8	1.76	39	0	0	0	0	41.0	18	10	8	5	29	11
LOPEZ, Y.	RO	TCBA	6	1	.857	1	2.13	60	0	0	0	0	71.2	50	20	17	11	50	20
WORKMAN, B.	RO	TCBA	4	5	.444	24	2.35	66	0	0	0	0	80.1	46	31	21	11	98	29
CHAFIN, A.	RO	TCBA	1	2	.333	1	2.57	54	0	0	0	0	56.0	37	21	16	6	79	19
DUFFEY, T.	RO	TCBA	5	2	.714	3	2.69	55	0	0	0	0	63.2	40	22	19	12	76	20
MORTON, C.	RO	TCBA	19	4	.826	0	3.18	34	33	1	1	20	209.1	158	84	74	19	259	91
GONZALEZ, G.	RO	TCBA	8	1	.889	0	3.26	19	19	0	0	9	102.0	88	38	37	18	89	34
LITTELL, Z.	RO	TCBA	4	4	.500	1	3.83	42	0	0	0	0	40.0	32	20	17	7	40	14
STROP, P.	RO	TCBA	0	1	.000	0	4.02	14	0	0	0	0	15.2	14	8	7	2	15	8
CARRASCO, C.	RO	TCBA	4	3	.571	0	4.11	24	7	0	0	3	70.0	70	34	32	11	83	13
PEREZ, O.	RO	TCBA	0	1	.000	0	4.46	36	0	0	0	0	34.1	37	19	17	8	46	9
NOVA, I.	RO	TCBA	15	11	.577	0	4.68	36	36	2	0	10	196.1	221	112	102	31	161	59
ANDERSON, B.	RO	TCBA	12	12	.500	0	4.93	35	33	0	0	14	188.0	205	116	103	39	150	55
HAMELS, C.	RO	TCBA	10	12	.455	0	5.17	29	29	0	0	10	151.1	151	98	87	30	156	54
ALVAREZ, J.	RO	TCBA	4	4	.500	2	5.18	69	0	0	0	0	66.0	61	41	38	9	51	22
GODLEY, Z.	RO	TCBA	2	0	1.000	1	6.30	21	1	0	0	0	50.0	63	41	35	10	46	13
KITTREDGE, A.	RO	TCBA	2	0	1.000	0	7.03	10	4	0	0	1	24.1	33	20	19	7	30	6
Rochester Cheetahs			98	64	.605	41	3.99	645	162	3	1	67	1463.0	1324	735	649	236	1460	478




Morton (above)  
Nova (below)

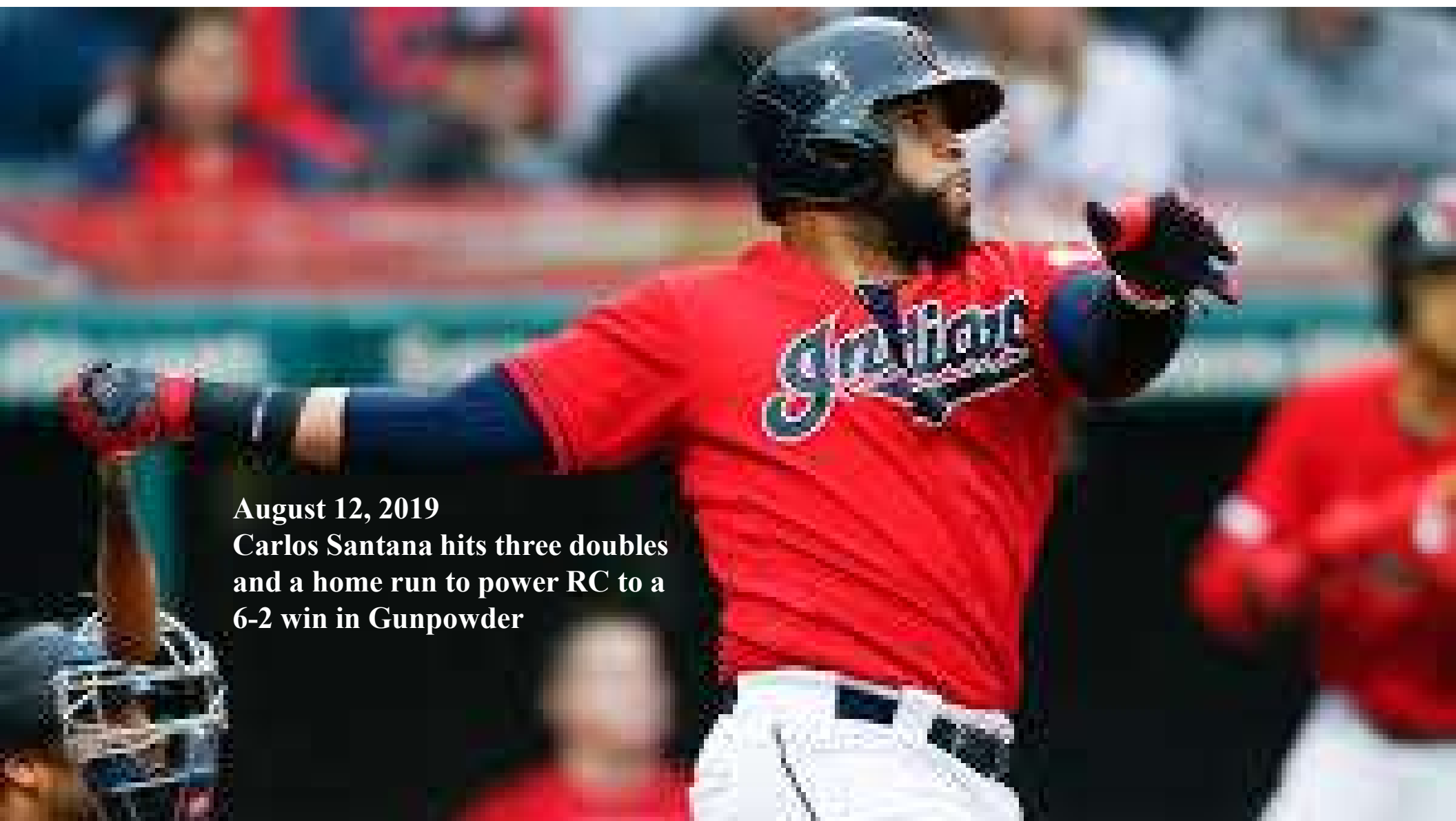
19 Pitchers	Tm	Lg	SUP/9	R/9	ERA	BF/9	BR/9	H/9	BB/9	SO/9	HR/9	ERPT	OBA	BF	BR	IBB	HB	WP	BK
SANDOVAL, P.	RO	TCBA	.0	.00	.00	32.4	5.4	.0	5.4	5.4	.00	.8	.000	6	1	0	0	0	0
RONDON, J.	RO	TCBA	.0	.00	.00	27.0	.0	.0	.0	6.8	.00	.7	.000	4	0	0	0	0	0
WEBB, J.	RO	TCBA	.0	2.20	1.76	32.7	6.4	4.0	2.4	6.4	1.10	12.3	.134	149	29	0	0	0	0
LOPEZ, Y.	RO	TCBA	.0	2.51	2.13	35.0	8.5	6.3	2.3	6.3	1.38	18.5	.193	279	68	2	0	1	0
WORKMAN, B.	RO	TCBA	.0	3.47	2.35	36.3	8.7	5.2	3.2	11.0	1.23	18.8	.158	324	78	0	3	1	0
CHAFIN, A.	RO	TCBA	.0	3.38	2.57	36.0	9.0	5.9	2.9	12.7	.96	11.7	.182	224	56	1	1	0	0
DUFFEY, T.	RO	TCBA	.0	3.11	2.69	35.6	8.6	5.7	2.7	10.7	1.70	12.5	.177	252	61	1	2	0	0
MORTON, C.	RO	TCBA	5.7	3.61	3.18	38.1	10.9	6.8	3.8	11.1	.82	29.6	.202	886	253	3	7	1	0
GONZALEZ, G.	RO	TCBA	5.9	3.35	3.26	37.1	10.7	7.8	2.9	7.9	1.59	13.5	.229	421	121	1	0	3	0
LITTELL, Z.	RO	TCBA	.0	4.50	3.83	38.3	9.0	7.2	1.8	9.0	1.57	2.8	.208	170	40	6	0	0	0
STROP, P.	RO	TCBA	.0	4.60	4.02	40.2	13.2	8.0	4.0	8.6	1.15	.8	.237	70	23	1	2	0	0
CARRASCO, C.	RO	TCBA	2.2	4.37	4.11	38.1	11.2	9.0	1.7	10.7	1.41	2.6	.253	296	87	0	4	1	0
PEREZ, O.	RO	TCBA	.0	4.98	4.46	39.1	12.1	9.7	2.1	12.1	2.10	-.0	.268	149	46	1	1	0	0
NOVA, I.	RO	TCBA	5.5	5.13	4.68	39.6	13.2	10.1	2.5	7.4	1.42	-4.8	.282	864	288	4	12	6	0
ANDERSON, B.	RO	TCBA	5.8	5.55	4.93	39.3	12.4	9.8	2.4	7.2	1.87	-9.9	.272	821	260	4	4	2	0
HAMELS, C.	RO	TCBA	5.1	5.83	5.17	39.5	12.7	9.0	3.2	9.3	1.78	-12.1	.255	664	214	1	10	1	0
ALVAREZ, J.	RO	TCBA	.0	5.59	5.18	37.5	11.3	8.3	2.9	7.0	1.23	-5.3	.246	275	83	1	1	2	0
GODLEY, Z.	RO	TCBA	2.7	7.38	6.30	41.4	14.4	11.3	2.3	8.3	1.80	-10.3	.300	230	80	0	4	0	0
KITTREDGE, A.	RO	TCBA	4.8	7.40	7.03	41.4	14.4	12.2	2.2	11.1	2.59	-7.0	.314	112	39	0	0	1	0
Rochester Cheetahs			3.5	4.52	3.99	38.1	11.2	8.1	2.8	9.0	1.45	75.1	.236	6196	1827	26	51	19	0



**April 25, 2019  
Bubba Starling hits  
three home runs in a  
15-4 defeat of  
Gunpowder.**







**August 12, 2019**  
**Carlos Santana hits three doubles**  
**and a home run to power RC to a**  
**6-2 win in Gunpowder**

**Brandon Nimmo hit two grand slams this season for the Cheetahs. Carlos Santana, Adam Jones, Addison Russell and AJ Pollock each hit one**



**WEST**

**COAST**

**Wrecking Crew**



**1-Ketel Marte, SS 2-Yasmani Grandal, C 3-Aristides Aquino, CF  
4-Aledmys Diaz, 2B 5-Freddie Freeman, 1B 6-Tyler Naquin, LF  
7-Todd Frazier, 3B 8-Oscar Mercado, RF 9-Zac Gallen, P**



**WEST COAST WRECKING CREW  
2020 Opening Day Starting Lineup**



**LJ Honeycutt**

**(530) 519-2167**

**[ljhoneycutt@hotmail.com](mailto:ljhoneycutt@hotmail.com)**



U-TCBA20 - West Coast Wrecking Crew - Player Batting

36 Players	Tm	Lg	AVG	G	AB	R	H	2B	3B	HR	TB	RBI	SO	BB	ASB	SB	CS	SBP	GDP
WEBB, T.	WC	TCBA	1.000	58	1	0	1	0	0	0	1	1	0	0	0	0	0	-	0
ALLARD, K.	WC	TCBA	.429	6	7	1	3	0	0	0	3	3	0	0	0	0	0	-	0
MARTE, K.	WC	TCBA	.344	146	581	109	200	33	5	32	339	103	96	57	15	9	6	60.0	16
IGLESIAS, J.	WC	TCBA	.338	149	497	69	168	29	3	21	266	94	66	16	11	9	2	81.8	8
GARCIA, Y.	WC	TCBA	.333	58	3	1	1	0	0	1	4	1	1	0	0	0	0	-	0
GSELLMAN, R.	WC	TCBA	.333	31	3	0	1	0	0	0	1	0	0	0	0	0	0	-	1
SKAGGS, T.	WC	TCBA	.320	18	25	4	8	3	0	0	11	2	4	2	0	0	0	-	2
PONCE de LEON, D.	WC	TCBA	.318	9	22	3	7	1	0	0	8	0	3	0	0	0	0	-	0
REYNOLDS, B.	WC	TCBA	.298	139	516	89	154	31	4	17	244	63	135	44	7	5	2	71.4	8
BROWN, S.	WC	TCBA	.289	46	83	6	24	9	4	0	41	15	32	7	1	1	0	100.0	2
FREEMAN, F.	WC	TCBA	.273	158	578	81	158	39	1	26	277	84	115	83	0	0	0	-	13
PUIG, Y.	WC	TCBA	.257	147	553	90	142	21	0	25	238	72	133	53	30	22	8	73.3	8
MERCADO, O.	WC	TCBA	.256	115	367	56	94	19	0	18	167	62	63	25	15	14	1	93.3	5
NAQUIN, T.	WC	TCBA	.254	118	284	37	72	16	0	5	103	27	79	15	3	3	0	100.0	6
DIAZ, A.	WC	TCBA	.245	83	204	27	50	13	1	8	89	23	33	28	1	1	0	100.0	8
FRAZIER, T.	WC	TCBA	.244	80	180	23	44	7	1	4	65	23	42	19	0	0	0	-	5
AQUINO, A.	WC	TCBA	.242	86	223	33	54	11	0	18	119	39	64	18	7	5	2	71.4	8
RAMIREZ, J.	WC	TCBA	.241	147	493	80	119	30	3	27	236	89	111	43	21	19	2	90.5	10
GRANDAL, Y.	WC	TCBA	.217	155	520	81	113	27	2	20	204	63	157	114	4	2	2	50.0	15
LYNN, L.	WC	TCBA	.200	37	75	11	15	2	0	1	20	3	26	4	0	0	0	-	1
WADE, T.	WC	TCBA	.190	56	84	10	16	0	1	1	21	5	28	11	8	8	0	100.0	0
HERRMANN, C.			.175	23	40	2	7	1	0	0	8	1	11	5	0	0	0	-	1
RODRIGUEZ, J.	WC	TCBA	.150	11	20	3	3	0	0	0	3	1	7	1	0	0	0	-	0
HAPP, J.	WC	TCBA	.128	24	39	4	5	1	0	0	6	2	8	6	0	0	0	-	0
CERVELLI, F.	WC	TCBA	.119	36	42	0	5	1	0	0	6	1	8	9	0	0	0	-	4
PLUTKO, A.	WC	TCBA	.095	23	21	1	2	0	0	0	2	0	11	1	0	0	0	-	2
SANCHEZ, A.	WC	TCBA	.090	30	67	2	6	0	0	0	6	2	28	0	0	0	0	-	1
VOTH, A.	WC	TCBA	.059	9	17	1	1	0	0	0	1	0	4	0	0	0	0	-	1
GALLEN, Z.	WC	TCBA	.040	15	25	1	1	0	0	0	1	1	6	0	0	0	0	-	0
BARLOW, S.	WC	TCBA	.000	58	8	1	0	0	0	0	0	0	3	1	0	0	0	-	0
BRICE, A.	WC	TCBA	.000	38	2	0	0	0	0	0	0	0	1	0	0	0	0	-	0
CISHEK, S.	WC	TCBA	.000	58	2	1	0	0	0	0	0	0	0	0	0	0	0	-	0
FAMILIA, J.	WC	TCBA	.000	21	2	0	0	0	0	0	0	0	1	0	0	0	0	-	0
GOODY, N.	WC	TCBA	.000	36	2	0	0	0	0	0	0	0	1	0	0	0	0	-	0
WENDELKEN, J.	WC	TCBA	.000	32	2	0	0	0	0	0	0	0	1	0	0	0	0	-	0
CLIPPARD, T.	BT	TCBA	-	20	0	0	0	0	0	0	0	0	0	0	0	0	0	-	0
West Coast Wrecking Crew			.264	2276	5588	827	1474	294	25	224	2490	780	1278	562	123	98	25	79.7	125





U-TCBA20 - West Coast Wrecking Crew - Player Batting

36 Players	Tm	Lg	AVG	OBP	SLG	OPS	ISO	SECA	TA	RCON	RC	RC/G	PA	IBB	HBP	SH	SF
WEBB, T.	WC	TCBA	1.000	1.000	1.000	2.000	.000	.000	-	.5	1.0	-	1	0	0	0	0
ALLARD, K.	WC	TCBA	.429	.429	.429	.857	.000	.000	.750	.4	1.3	7.1	8	0	0	1	0
MARTE, K.	WC	TCBA	.344	.403	.583	.987	.239	.343	1.012	59.8	132.7	8.8	646	7	3	0	4
IGLESIAS, J.	WC	TCBA	.338	.359	.535	.894	.197	.243	.864	33.8	93.7	7.4	520	4	2	2	3
GARCIA, Y.	WC	TCBA	.333	.333	1.333	1.667	1.000	1.000	2.000	.9	1.3	18.0	3	0	0	0	0
GSELLMAN, R.	WC	TCBA	.333	.333	.333	.667	.000	.000	.333	-.0	.0	.0	3	0	0	0	0
SKAGGS, T.	WC	TCBA	.320	.393	.440	.833	.120	.200	.737	1.4	3.9	4.8	31	0	1	3	0
PONCE de LEON, D.	WC	TCBA	.318	.318	.364	.682	.045	.045	.533	-.2	2.6	4.2	24	0	0	2	0
REYNOLDS, B.	WC	TCBA	.298	.352	.473	.825	.174	.266	.790	24.3	87.1	6.3	565	0	1	0	4
BROWN, S.	WC	TCBA	.289	.359	.494	.853	.205	.301	.836	4.9	14.8	6.4	93	0	2	1	0
FREEMAN, F.	WC	TCBA	.273	.369	.479	.849	.206	.349	.843	35.0	104.5	6.5	667	5	5	1	0
PUIG, Y.	WC	TCBA	.257	.323	.430	.753	.174	.295	.738	13.2	78.3	4.9	610	3	2	0	2
MERCADO, O.	WC	TCBA	.256	.305	.455	.760	.199	.302	.746	10.9	52.9	5.0	399	2	2	2	3
NAQUIN, T.	WC	TCBA	.254	.290	.363	.653	.109	.173	.555	-3.9	29.5	3.6	302	0	0	2	1
DIAZ, A.	WC	TCBA	.245	.353	.436	.789	.191	.333	.765	8.5	31.4	5.2	238	0	6	0	0
FRAZIER, T.	WC	TCBA	.244	.343	.361	.704	.117	.222	.660	2.2	23.4	4.4	211	0	9	1	2
AQUINO, A.	WC	TCBA	.242	.303	.534	.837	.291	.386	.804	10.2	33.3	5.0	244	1	2	0	1
RAMIREZ, J.	WC	TCBA	.241	.303	.479	.782	.237	.359	.775	17.5	72.2	5.0	539	3	1	1	1
GRANDAL, Y.	WC	TCBA	.217	.359	.392	.751	.175	.394	.759	17.0	78.5	5.0	638	0	2	0	2
LYNN, L.	WC	TCBA	.200	.237	.267	.504	.067	.120	.393	-5.2	5.4	2.0	90	0	0	10	1
WADE, T.	WC	TCBA	.190	.284	.250	.534	.060	.286	.588	-2.1	7.9	3.1	96	2	0	1	0
HERRMANN, C.			.175	.267	.200	.467	.025	.150	.382	-3.0	2.3	1.8	46	0	0	1	0
RODRIGUEZ, J.	WC	TCBA	.150	.190	.150	.340	.000	.050	.235	-2.5	.7	1.1	23	0	0	2	0
HAPP, J.	WC	TCBA	.128	.244	.154	.398	.026	.179	.353	-3.9	2.5	1.6	54	0	0	9	0
CERVELLI, F.	WC	TCBA	.119	.327	.143	.470	.024	.238	.463	-2.3	2.3	1.5	56	2	4	1	0
PLUTKO, A.	WC	TCBA	.095	.136	.095	.232	.000	.048	.143	-3.5	.1	.2	24	0	0	2	0
SANCHEZ, A.	WC	TCBA	.090	.090	.090	.179	.000	.000	.097	-12.5	.6	.2	72	0	0	5	0
VOTH, A.	WC	TCBA	.059	.059	.059	.118	.000	.000	.059	-3.5	.0	.0	22	0	0	5	0
GALLEN, Z.	WC	TCBA	.040	.040	.040	.080	.000	.000	.042	-5.5	.1	.1	31	0	0	6	0
BARLOW, S.	WC	TCBA	.000	.111	.000	.111	.000	.125	.125	-1.7	.1	.2	10	0	0	1	0
BRICE, A.	WC	TCBA	.000	.000	.000	.000	.000	.000	.000	-.5	.0	.0	3	0	0	1	0
CISHEK, S.	WC	TCBA	.000	.000	.000	.000	.000	.000	.000	-.5	.0	.0	2	0	0	0	0
FAMILIA, J.	WC	TCBA	.000	.000	.000	.000	.000	.000	.000	-.5	.0	.0	2	0	0	0	0
GOODY, N.	WC	TCBA	.000	.000	.000	.000	.000	.000	.000	-.5	.0	.0	2	0	0	0	0
WENDELKEN, J.	WC	TCBA	.000	.000	.000	.000	.000	.000	.000	-.5	.0	.0	2	0	0	0	0
CLIPPARD, T.	BT	TCBA	-	-	-	-	-	-	-	.0	.0	.0	1	0	0	1	0
West Coast Wrecking Crew			.264	.334	.446	.780	.182	.295	.749	187.8	840.0	5.2	6278	29	42	61	24



U-TCBA20 - West Coast Wrecking Crew - Player Pitching

22 Pitchers	Tm	Lg	W	L	PCT	SV	ERA	G	GS	CG	SHO	QS	IP	H	R	ER	HR	SO	BB
SANCHEZ, A.	WC	TCBA	15	8	.652	0	2.64	30	28	3	2	19	198.0	158	64	58	20	156	53
GSELLMAN, R.	WC	TCBA	1	0	1.000	0	2.87	31	1	0	0	0	37.2	40	13	12	2	31	7
VOTH, A.	WC	TCBA	4	3	.571	0	3.47	9	8	0	0	4	49.1	44	22	19	11	51	18
PONCE de LEON, D.	WC	TCBA	5	4	.556	0	3.52	9	8	1	0	6	53.2	39	21	21	6	55	31
WENDELKEN, J.	WC	TCBA	3	1	.750	2	3.57	32	0	0	0	0	35.1	31	17	14	2	32	14
LYNN, L.	WC	TCBA	14	11	.560	0	3.79	37	37	3	2	20	239.2	201	104	101	26	256	73
PLUTKO, A.	WC	TCBA	4	1	.800	0	3.86	23	9	1	1	5	70.0	63	34	30	8	66	23
CLIPPARD, T.	BT	TCBA	1	4	.200	10	4.09	20	0	0	0	0	22.0	16	10	10	3	23	7
GOODY, N.	WC	TCBA	4	1	.800	3	4.12	36	0	0	0	0	43.2	41	25	20	4	44	22
SKAGGS, T.	WC	TCBA	3	6	.333	0	4.41	18	17	0	0	8	85.2	95	44	42	9	96	33
WEBB, T.	WC	TCBA	4	1	.800	0	4.71	58	0	0	0	0	57.1	53	31	30	8	51	26
GALLEN, Z.	WC	TCBA	6	7	.462	0	4.78	15	15	1	1	8	86.2	71	53	46	13	93	48
BARLOW, S.	WC	TCBA	0	2	.000	0	4.78	58	1	0	0	0	81.0	78	44	43	13	105	40
RODRIGUEZ, J.	WC	TCBA	4	5	.444	0	4.89	11	11	0	0	3	57.0	57	39	31	13	61	28
GARCIA, Y.	WC	TCBA	5	3	.625	2	5.34	58	0	0	0	0	64.0	64	42	38	18	71	24
CISHEK, S.	WC	TCBA	2	3	.400	14	5.40	58	0	0	0	0	58.1	53	35	35	12	53	34
HAPP, J.	WC	TCBA	8	8	.500	0	5.46	24	23	1	0	7	123.2	129	77	75	25	121	53
FAMILIA, J.	WC	TCBA	0	0	-	0	6.00	21	0	0	0	0	27.0	30	20	18	7	24	14
ALLARD, K.	WC	TCBA	1	2	.333	0	6.45	6	4	0	0	0	22.1	33	20	16	7	15	12
BRICE, A.	WC	TCBA	5	3	.625	3	6.69	38	0	0	0	0	40.1	47	35	30	15	46	15
AQUINO, A.	WC	TCBA	0	0	-	0	27.00	1	0	0	0	0	.1	1	1	1	1	0	0
WADE, T.	WC	TCBA	0	0	-	0	43.20	1	0	0	0	0	1.2	8	8	8	0	2	2
West Coast Wrecking Crew			89	73	.549	34	4.32	594	162	10	6	80	1454.2	1352	759	698	223	1452	577

22 Pitchers	Tm	Lg	SUP/9	R/9	ERA	BF/9	BR/9	H/9	BB/9	SO/9	HR/9	ERPT	OBA	BF	BR	IBB	HB	WP	BK
SANCHEZ, A.	WC	TCBA	3.9	2.91	2.64	36.2	9.9	7.2	2.3	7.1	.91	40.0	.216	796	217	2	8	0	2
GSELLMAN, R.	WC	TCBA	.0	3.11	2.87	37.8	11.9	9.6	1.7	7.4	.48	6.6	.274	158	50	0	3	3	0
VOTH, A.	WC	TCBA	6.8	4.01	3.47	37.6	11.7	8.0	3.3	9.3	2.01	5.4	.237	206	64	0	2	0	0
PONCE de LEON, D.	WC	TCBA	5.4	3.52	3.52	39.9	12.4	6.5	5.0	9.2	1.01	5.6	.194	238	74	1	5	1	0
WENDELKEN, J.	WC	TCBA	.0	4.33	3.57	38.2	11.0	7.9	2.8	8.2	.51	3.5	.235	150	43	3	1	0	0
LYNN, L.	WC	TCBA	4.8	3.91	3.79	36.7	10.5	7.5	2.6	9.6	.98	17.6	.226	978	280	3	9	5	0
PLUTKO, A.	WC	TCBA	3.5	4.37	3.86	38.3	11.6	8.1	2.8	8.5	1.03	4.6	.238	298	90	1	5	0	0
CLIPPARD, T.	BT	TCBA	.0	4.09	4.09	36.4	9.0	6.5	2.5	9.4	1.23	.9	.203	89	22	1	0	2	0
GOODY, N.	WC	TCBA	.0	5.15	4.12	39.8	12.6	8.5	4.1	9.1	.82	1.6	.241	193	61	2	0	0	0
SKAGGS, T.	WC	TCBA	4.9	4.62	4.41	39.2	13.8	10.0	3.5	10.1	.95	.4	.285	373	131	0	3	0	0
WEBB, T.	WC	TCBA	.0	4.87	4.71	38.5	11.8	8.3	3.5	8.0	1.26	-1.6	.243	245	75	4	0	2	0
GALLEN, Z.	WC	TCBA	3.8	5.50	4.78	39.5	12.7	7.4	4.9	9.7	1.35	-3.1	.218	380	122	1	4	2	0
BARLOW, S.	WC	TCBA	.4	4.89	4.78	39.4	13.3	8.7	4.0	11.7	1.44	-2.9	.252	355	120	4	6	1	1
RODRIGUEZ, J.	WC	TCBA	7.1	6.16	4.89	39.8	13.3	9.0	4.3	9.6	2.05	-2.8	.257	252	84	1	0	0	0
GARCIA, Y.	WC	TCBA	.0	5.91	5.34	38.4	12.4	9.0	3.1	10.0	2.53	-6.3	.259	273	88	2	2	1	0
CISHEK, S.	WC	TCBA	.0	5.40	5.40	40.1	13.4	8.2	4.8	8.2	1.85	-6.1	.239	260	87	3	3	0	0
HAPP, J.	WC	TCBA	8.2	5.60	5.46	39.8	13.5	9.4	3.9	8.8	1.82	-13.8	.266	547	185	0	3	0	0
FAMILIA, J.	WC	TCBA	.0	6.67	6.00	42.7	15.3	10.0	4.3	8.0	2.33	-4.6	.270	128	46	1	3	3	0
ALLARD, K.	WC	TCBA	7.7	8.06	6.45	44.7	18.1	13.3	4.4	6.0	2.82	-4.9	.340	111	45	1	1	0	0
BRICE, A.	WC	TCBA	.0	7.81	6.69	41.1	13.8	10.5	3.1	10.3	3.35	-10.0	.283	184	62	1	1	0	0
AQUINO, A.	WC	TCBA	.0	27.00	27.00	54.0	27.0	27.0	.0	.0	27.00	-.8	.500	2	1	0	0	0	0
WADE, T.	WC	TCBA	.0	43.20	43.20	81.0	54.0	43.2	10.8	10.8	.00	-7.2	.615	15	10	0	0	1	0
West Coast Wrecking Crew			3.6	4.70	4.32	38.6	12.1	8.4	3.4	9.0	1.38	22.0	.244	6231	1957	31	59	21	3






**August 3, 2019**

**Jose Iglesias hits three  
home runs and a double  
in a 12-0 win in Innisfree**



**Bryan Reynolds led the team with two grand slam home runs. Fred Freeman, Oscar Mercado and Ketel Marte also hit a grand slam for WC**









# Hilton Head Hammerin' Hedgehogs

# 2020 Opening Day Starting Lineup



- 1-Mike Trout, RF
- 2-Keston Hiura, 2B
- 3-Ronald Acuna, CF
- 4-Reese McGuire, C
- 5-Hunter Dozier, 3B
- 6-Brett Gardner, LF
- 7-Albert Pujols, 1B
- 8-Willy Adames, SS
- 9-Luis Castillo, P

# Aaron Anderson

2203 Bolivar Court

Middletown, MD 21769

(585) 314-9334

Ahanderson44@gmail.com




U-TCBA20 - Hilton Head Hammerin' Hedgehogs - Player Batting

35 Players	Tm	Lg	AVG	G	AB	R	H	2B	3B	HR	TB	RBI	SO	BB	ASB	SB	CS	SBP	GDP
BUMMER, A.	HI	TCBA	.500	50	6	1	3	2	0	0	5	0	2	0	0	0	0	-	0
NEWCOMB, S.	HI	TCBA	.308	43	13	2	4	0	0	0	4	2	2	2	0	0	0	-	1
TROUT, M.	HI	TCBA	.291	132	471	109	137	27	5	34	276	76	120	98	18	16	2	88.9	6
McGUIRE, R.	HI	TCBA	.289	47	114	15	33	13	2	2	56	10	24	3	0	0	0	-	4
MERCER, J.	HI	TCBA	.273	57	132	16	36	9	0	9	72	21	41	8	0	0	0	-	2
MARTIN, R.	HI	TCBA	.271	71	188	28	51	8	0	7	80	25	48	23	0	0	0	-	2
MILLER, B.	HI	TCBA	.271	63	177	30	48	5	1	16	103	39	43	20	1	0	1	.0	2
MONTGOMERY, M.	HI	TCBA	.267	33	15	2	4	0	0	1	7	3	1	0	0	0	0	-	0
GARDNER, B.	HI	TCBA	.266	111	308	48	82	17	6	11	144	43	51	30	13	10	3	76.9	3
HIURA, K.	HI	TCBA	.266	109	312	40	83	22	2	17	160	57	110	23	7	5	2	71.4	3
ACUNA, R.	HI	TCBA	.264	157	617	101	163	18	1	35	288	96	205	73	46	38	8	82.6	10
PUJOLS, A.	HI	TCBA	.257	74	230	30	59	17	0	11	109	30	29	21	0	0	0	-	9
ASTUDILLO, W.	HI	TCBA	.252	49	151	16	38	6	0	6	62	23	14	4	0	0	0	-	0
DeSHIELDS, D.	HI	TCBA	.250	43	132	26	33	3	1	4	50	10	31	10	14	12	2	85.7	1
ROMO, S.	HI	TCBA	.250	55	8	2	2	1	0	0	3	3	2	0	0	0	0	-	0
LOVELADY, R.	HI	TCBA	.250	22	4	0	1	0	0	0	1	1	1	1	0	0	0	-	0
DOZIER, H.	HI	TCBA	.246	124	464	57	114	30	4	19	209	62	132	33	2	1	1	50.0	2
ADAMES, W.	HI	TCBA	.241	141	556	69	134	23	1	23	228	66	157	33	8	3	5	37.5	6
WINKER, J.	HI	TCBA	.240	111	296	36	71	16	0	16	135	41	49	23	0	0	0	-	7
DAVIS, C.	HI	TCBA	.236	106	288	43	68	14	1	13	123	39	116	25	0	0	0	-	3
WOODRUFF, B.	HI	TCBA	.234	22	47	5	11	6	0	0	17	3	19	0	0	0	0	-	0
MATZ, S.	HI	TCBA	.226	29	62	8	14	0	0	2	20	7	16	0	0	0	0	-	0
DIAZ, E.	HI	TCBA	.218	70	179	15	39	7	0	0	46	7	42	14	0	0	0	-	6
FRAZIER, C.	HI	TCBA	.216	63	162	17	35	16	1	5	68	22	53	10	0	0	0	-	2
McKAY, B.	HI	TCBA	.211	11	19	1	4	2	0	0	6	2	9	1	0	0	0	-	0
LAMB, J.	HI	TCBA	.203	43	123	16	25	5	2	5	49	13	29	22	0	0	0	-	3
BEDROSIAN, C.	HI	TCBA	.200	49	5	0	1	0	0	0	1	2	3	1	0	0	0	-	0
KIPNIS, J.	HI	TCBA	.199	98	291	34	58	20	0	6	96	28	63	29	5	3	2	60.0	8
HOFFMAN, J.			.143	3	7	0	1	0	0	0	1	1	1	0	0	0	0	-	0
ERLIN, R.	HI	TCBA	.114	18	35	0	4	1	0	0	5	2	16	3	0	0	0	-	1
CASTILLO, L.	HI	TCBA	.065	32	77	4	5	1	0	0	6	3	40	0	0	0	0	-	1
URENA, J.	HI	TCBA	.057	15	35	4	2	0	0	0	2	0	14	6	0	0	0	-	2
FOLTYNEWICZ, M.	HI	TCBA	.021	22	47	1	1	0	0	0	1	1	31	0	0	0	0	-	2
FARMER, B.	HI	TCBA	.000	46	8	2	0	0	0	0	0	0	4	2	0	0	0	-	0
MILLER, S.			.000	3	4	0	0	0	0	0	0	0	2	0	0	0	0	-	0
Hilton Head Hammerin' Hedgehogs			.244	2122	5583	778	1364	289	27	242	2433	738	1520	518	114	88	26	77.2	86





 U-TCBA20 - Hilton Head Hammerin' Hedgehogs - Player Batting

35 Players	Tm	Lg	AVG	OBP	SLG	OPS	ISO	SECA	TA	RCON	RC	RC/G	PA	IBB	HBP	SH	SF
BUMMER, A.	HI	TCBA	.500	.500	.833	1.333	.333	.333	1.667	1.3	2.4	16.0	7	0	0	1	0
NEWCOMB, S.	HI	TCBA	.308	.400	.308	.708	.000	.154	.600	.3	1.5	4.1	15	0	0	0	0
TROUT, M.	HI	TCBA	.291	.429	.586	1.015	.295	.533	1.190	65.0	130.5	10.2	588	3	17	0	2
McGUIRE, R.	HI	TCBA	.289	.308	.491	.799	.202	.228	.694	3.3	15.5	4.9	118	0	0	0	0
MERCER, J.	HI	TCBA	.273	.319	.545	.865	.273	.333	.827	7.0	22.7	6.2	141	0	1	0	0
MARTIN, R.	HI	TCBA	.271	.372	.426	.797	.154	.277	.791	8.4	31.8	6.2	218	0	7	0	0
MILLER, B.	HI	TCBA	.271	.348	.582	.930	.311	.418	.939	13.5	36.1	7.4	198	1	1	0	0
MONTGOMERY, M.	HI	TCBA	.267	.267	.467	.733	.200	.200	.636	.0	1.9	4.6	15	0	0	0	0
GARDNER, B.	HI	TCBA	.266	.341	.468	.809	.201	.321	.815	13.4	51.1	6.0	343	1	5	0	0
HIURA, K.	HI	TCBA	.266	.348	.513	.860	.247	.330	.872	18.7	57.6	6.6	351	0	16	0	0
ACUNA, R.	HI	TCBA	.264	.346	.467	.813	.203	.370	.858	33.7	105.5	6.0	699	2	6	0	3
PUJOLS, A.	HI	TCBA	.257	.320	.474	.794	.217	.309	.728	7.8	32.8	4.9	254	0	1	1	1
ASTUDILLO, W.	HI	TCBA	.252	.274	.411	.684	.159	.185	.593	-1.4	17.5	4.1	157	0	1	0	1
DeSHIELDS, D.	HI	TCBA	.250	.308	.379	.686	.129	.280	.716	1.8	16.9	4.5	143	0	1	0	0
ROMO, S.	HI	TCBA	.250	.250	.375	.625	.125	.125	.500	-.2	.8	3.0	9	0	0	1	0
LOVELADY, R.	HI	TCBA	.250	.400	.250	.650	.000	.250	.667	.0	.5	4.5	5	0	0	0	0
DOZIER, H.	HI	TCBA	.246	.301	.450	.751	.205	.276	.700	7.2	64.8	4.9	502	0	4	0	1
ADAMES, W.	HI	TCBA	.241	.282	.410	.692	.169	.225	.610	-5.1	63.1	3.9	593	1	0	1	3
WINKER, J.	HI	TCBA	.240	.315	.456	.771	.216	.294	.724	7.8	42.3	4.9	330	1	10	0	1
DAVIS, C.	HI	TCBA	.236	.298	.427	.725	.191	.278	.668	2.4	37.7	4.5	316	0	1	1	1
WOODRUFF, B.	HI	TCBA	.234	.234	.362	.596	.128	.128	.472	-1.9	4.1	2.7	52	0	0	5	0
MATZ, S.	HI	TCBA	.226	.219	.323	.541	.097	.097	.417	-3.7	4.8	2.4	69	0	0	5	2
DIAZ, E.	HI	TCBA	.218	.282	.257	.539	.039	.117	.425	-9.4	12.6	2.3	195	0	2	0	0
FRAZIER, C.	HI	TCBA	.216	.261	.420	.681	.204	.265	.612	-1.3	18.1	3.7	176	0	1	0	3
McKAY, B.	HI	TCBA	.211	.250	.316	.566	.105	.158	.467	-.9	1.7	2.5	23	0	0	3	0
LAMB, J.	HI	TCBA	.203	.342	.398	.741	.195	.374	.743	3.1	18.0	4.8	149	0	4	0	0
BEDROSIAN, C.	HI	TCBA	.200	.333	.200	.533	.000	.200	.500	-.2	.5	2.7	7	0	0	1	0
KIPNIS, J.	HI	TCBA	.199	.271	.330	.601	.131	.234	.527	-9.9	25.2	2.8	321	2	0	0	1
HOFFMAN, J.			.143	.143	.143	.286	.000	.000	.167	-1.0	.1	.6	7	0	0	0	0
ERLIN, R.	HI	TCBA	.114	.179	.143	.322	.029	.114	.250	-4.6	1.2	.9	44	0	0	5	1
CASTILLO, L.	HI	TCBA	.065	.064	.078	.142	.013	.013	.082	-15.4	.4	.1	82	0	0	4	1
URENA, J.	HI	TCBA	.057	.195	.057	.252	.000	.171	.229	-5.3	.5	.4	41	0	0	0	0
FOLTYNEWICZ, M.	HI	TCBA	.021	.021	.021	.043	.000	.000	.021	-11.0	-.1	-.0	52	0	0	5	0
FARMER, B.	HI	TCBA	.000	.200	.000	.200	.000	.250	.250	-1.3	.4	.8	14	0	0	4	0
MILLER, S.			.000	.000	.000	.000	.000	.000	.000	-1.0	.0	.0	4	0	0	0	0
Hilton Head Hammerin' Hedgehogs			.244	.316	.436	.752	.191	.295	.720	121.0	788.5	4.9	6238	11	78	37	21

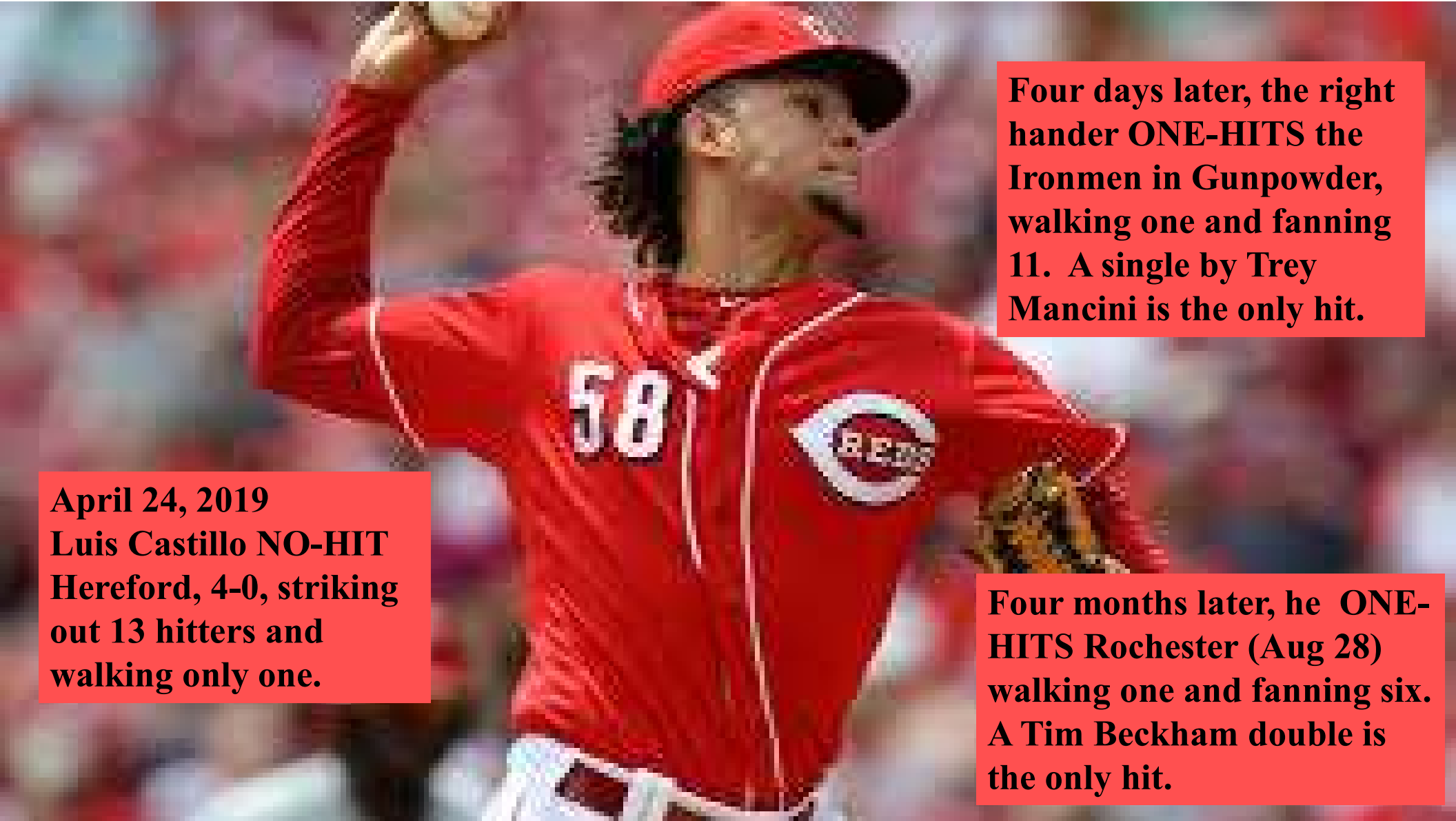


U-TCBA20 - Hilton Head Hammerin' Hedgehogs - Player Pitching

18 Pitchers	Tm	Lg	W	L	PCT	SV	ERA	G	GS	CG	SHO	QS	IP	H	R	ER	HR	SO	BB
MILLER, B.	HI	TCBA	0	0	-	0	.00	1	0	0	0	0	.1	0	0	0	0	0	0
BUMMER, A.	HI	TCBA	4	4	.500	26	2.17	50	0	0	0	0	66.1	34	16	16	7	62	19
ROMO, S.	HI	TCBA	5	6	.455	3	2.25	55	0	0	0	0	72.0	40	23	18	7	68	19
McKAY, B.	HI	TCBA	5	2	.714	0	3.02	11	9	0	0	7	59.2	58	22	20	4	61	19
NEWCOMB, S.	HI	TCBA	5	2	.714	1	3.07	43	4	0	0	3	82.0	61	32	28	12	75	26
CASTILLO, L.	HI	TCBA	10	13	.435	0	3.14	32	32	6	4	18	217.2	154	85	76	26	230	69
WOODRUFF, B.	HI	TCBA	11	7	.611	0	3.53	22	22	2	1	15	137.2	112	61	54	17	146	43
BEDROSIAN, C.	HI	TCBA	3	2	.600	1	3.73	49	1	0	0	0	70.0	56	31	29	11	65	32
FARMER, B.	HI	TCBA	3	4	.429	2	3.74	46	2	0	0	1	74.2	72	33	31	9	72	36
MATZ, S.	HI	TCBA	11	8	.579	0	3.95	29	29	2	0	16	186.2	185	95	82	28	185	45
URENA, J.	HI	TCBA	8	4	.667	0	4.25	15	15	3	1	9	108.0	112	53	51	13	82	25
ERLIN, R.	HI	TCBA	8	8	.500	0	4.79	18	17	3	0	7	114.2	128	65	61	20	120	37
LOVELADY, R.	HI	TCBA	2	2	.500	0	4.94	22	0	0	0	0	31.0	45	21	17	7	28	10
MONTGOMERY, M.	HI	TCBA	2	1	.667	0	5.27	33	4	2	0	2	70.0	66	41	41	14	61	21
MILLER, S.	HI	TCBA	1	0	1.000	0	5.79	3	2	0	0	1	14.0	26	9	9	1	15	8
FOLTYNEWICZ, M.	HI	TCBA	9	10	.474	0	6.57	22	22	1	0	11	124.2	158	95	91	33	130	38
HOFFMAN, J.	HI	TCBA	0	2	.000	0	9.00	3	3	1	0	0	20.0	37	26	20	8	22	9
DIAZ, E.	HI	TCBA	0	0	-	0	37.80	1	0	0	0	0	1.2	5	7	7	3	1	1
Hilton Head Hammerin' Hedgehogs			87	75	.537	33	4.04	455	162	20	6	90	1451.0	1349	715	651	220	1423	457

18 Pitchers	Tm	Lg	SUP/9	R/9	ERA	BF/9	BR/9	H/9	BB/9	SO/9	HR/9	ERPT	OBA	BF	BR	IBB	HB	WP	BK
MILLER, B.	HI	TCBA	.0	.00	.00	27.0	.0	.0	.0	.0	.00	.2	.000	1	0	0	0	0	0
BUMMER, A.	HI	TCBA	.0	2.17	2.17	33.9	6.9	4.6	2.2	8.4	.95	16.8	.149	250	51	3	1	1	0
ROMO, S.	HI	TCBA	.0	2.88	2.25	34.5	6.9	5.0	1.8	8.5	.88	17.6	.157	276	55	5	1	5	1
McKAY, B.	HI	TCBA	3.2	3.32	3.02	37.0	11.6	8.7	2.9	9.2	.60	9.5	.261	245	77	0	0	0	0
NEWCOMB, S.	HI	TCBA	2.4	3.51	3.07	36.3	9.4	6.7	2.6	8.2	1.32	12.6	.202	331	86	2	1	4	0
CASTILLO, L.	HI	TCBA	3.6	3.51	3.14	36.5	9.6	6.4	2.8	9.5	1.08	31.7	.194	883	232	1	10	2	0
WOODRUFF, B.	HI	TCBA	5.4	3.99	3.53	37.1	10.5	7.3	2.8	9.5	1.11	14.1	.217	568	160	0	5	0	1
BEDROSIAN, C.	HI	TCBA	1.3	3.99	3.73	38.4	11.4	7.2	3.9	8.4	1.41	5.6	.213	299	89	2	3	1	0
FARMER, B.	HI	TCBA	1.7	3.98	3.74	39.5	13.4	8.7	4.2	8.7	1.08	6.0	.254	328	111	1	4	2	0
MATZ, S.	HI	TCBA	5.2	4.58	3.95	38.0	11.4	8.9	2.1	8.9	1.35	10.4	.254	788	236	2	8	1	0
URENA, J.	HI	TCBA	5.8	4.42	4.25	37.5	11.6	9.3	2.1	6.8	1.08	2.5	.269	450	139	0	2	0	0
ERLIN, R.	HI	TCBA	5.3	5.10	4.79	39.6	13.4	10.0	2.7	9.4	1.57	-4.2	.281	504	171	2	8	3	0
LOVELADY, R.	HI	TCBA	.0	6.10	4.94	42.4	16.0	13.1	2.9	8.1	2.03	-1.7	.344	146	55	0	0	1	0
MONTGOMERY, M.	HI	TCBA	1.4	5.27	5.27	37.5	11.6	8.5	2.7	7.8	1.80	-6.4	.248	292	90	0	3	0	1
MILLER, S.	HI	TCBA	5.8	5.79	5.79	46.9	21.9	16.7	5.1	9.6	.64	-2.1	.400	73	34	0	0	0	0
FOLTYNEWICZ, M.	HI	TCBA	5.8	6.86	6.57	40.6	14.3	11.4	2.7	9.4	2.38	-29.3	.307	562	198	0	2	0	0
HOFFMAN, J.	HI	TCBA	5.0	11.70	9.00	45.9	21.1	16.6	4.0	9.9	3.60	-10.1	.402	102	47	0	1	0	0
DIAZ, E.	HI	TCBA	.0	37.80	37.80	64.8	37.8	27.0	5.4	5.4	16.20	-6.2	.500	12	7	0	1	0	0
Hilton Head Hammerin' Hedgehogs			3.7	4.43	4.04	37.9	11.4	8.4	2.7	8.8	1.36	67.2	.243	6110	1838	18	50	20	3





**April 24, 2019  
Luis Castillo NO-HIT  
Hereford, 4-0, striking  
out 13 hitters and  
walking only one.**

**Four days later, the right  
hander ONE-HITS the  
Ironmen in Gunpowder,  
walking one and fanning  
11. A single by Trey  
Mancini is the only hit.**




**Four months later, he ONE-  
HITS Rochester (Aug 28)  
walking one and fanning six.  
A Tim Beckham double is  
the only hit.**





# ARLINGTON RAILSPLITTERS 2020 OPENING DAY STARTING LINEUP

- 1-Adam Eaton, CF
- 2-Kolten Wong, 2B
- 3-Tim Anderson, SS
- 4-Nicholas Castellanos, LF
- 5-Josh Donaldson, 3B
- 6-Rhys Hoskins, 1B
- 7-Randal Grichuk, RF
- 8-Jeff Mathis, C
- 9-Stephen Strasburg, P



A photograph of two men, Don Hirsch and Marty Fiehl, standing outdoors. Don Hirsch is on the left, wearing a dark polo shirt and glasses. Marty Fiehl is on the right, wearing a light-colored t-shirt under a grey jacket and glasses. They are both smiling. The background shows a green lawn, trees, and a house.

## **Don Hirsch (and Marty Fiehl)**

**9730 SW 75<sup>th</sup> Loop**

**Ocala, FL 34481**

**(732) 216-1368**

**[donlohi53@centurylink.net](mailto:donlohi53@centurylink.net)**



17 Pitchers	Tm	Lg	W	L	PCT	SV	ERA	G	GS	CG	SHO	QS	IP	H	R	ER	HR	SO	BB
SADLER, C.	AR	TCBA	9	2	.818	33	2.05	62	0	0	0	0	57.0	37	14	13	6	42	13
OTTAVINO, A.	AR	TCBA	3	3	.500	5	2.19	71	0	0	0	0	70.0	38	17	17	7	94	50
KINTZLER, B.	AR	TCBA	3	1	.750	4	2.64	62	0	0	0	0	61.1	44	22	18	10	44	10
KELLEY, S.	AR	TCBA	2	1	.667	0	3.46	40	0	0	0	0	41.2	35	18	16	7	44	13
STRASBURG, S.	AR	TCBA	17	11	.607	0	3.67	32	32	5	2	20	213.1	186	93	87	27	277	59
BOWMAN, M.	AR	TCBA	0	3	.000	1	3.78	28	0	0	0	0	33.1	24	17	14	5	22	14
LIRIANO, F.	AR	TCBA	6	2	.750	3	3.88	63	0	0	0	0	67.1	61	31	29	7	75	48
COLE, T.	AR	TCBA	2	1	.667	0	3.88	16	5	1	1	2	46.1	52	21	20	3	52	9
HUDSON, D.	AR	TCBA	9	11	.450	0	3.95	30	30	2	1	18	182.1	148	82	80	32	128	74
TUIVAILALA, S.	AR	TCBA	1	0	1.000	1	3.97	20	0	0	0	0	22.2	19	11	10	2	32	12
JUNIS, J.	AR	TCBA	16	9	.640	0	4.18	30	30	3	1	14	189.2	189	99	88	16	190	65
GANT, J.	AR	TCBA	3	1	.750	2	4.50	54	0	0	0	0	68.0	73	34	34	11	69	26
MUSGROVE, J.	AR	TCBA	8	14	.364	0	4.95	31	31	2	0	13	176.1	204	113	97	30	164	42
MATHIS, J.	AR	TCBA	0	0	-	0	5.40	3	0	0	0	0	5.0	8	3	3	1	2	1
JURADO, A.	AR	TCBA	5	15	.250	0	6.14	31	31	0	0	7	170.0	228	134	116	43	139	57
BARD, L.	AR	TCBA	1	3	.250	0	6.19	9	3	1	0	1	32.0	44	28	22	11	27	6
HOLADAY, B.	AR	TCBA	0	0	-	0	27.00	2	0	0	0	0	2.1	7	7	7	0	3	4
Arlington Railsplitters			85	77	.525	49	4.20	584	162	14	5	75	1438.2	1397	744	671	218	1404	503



Strasburg

Junis

17 Pitchers	Tm	Lg	SUP/9	R/9	ERA	BF/9	BR/9	H/9	BB/9	SO/9	HR/9	ERPT	OBA	BF	BR	IBB	HB	WP	BK
SADLER, C.	AR	TCBA	.0	2.21	2.05	34.1	8.1	5.8	1.9	6.6	.95	15.2	.185	216	51	1	2	0	0
OTTAVINO, A.	AR	TCBA	.0	2.19	2.19	38.7	11.1	4.9	5.9	12.1	.90	17.6	.154	301	86	4	2	2	0
KINTZLER, B.	AR	TCBA	.0	3.23	2.64	34.3	8.4	6.5	1.3	6.5	1.47	12.4	.204	234	57	1	4	0	0
KELLEY, S.	AR	TCBA	.0	3.89	3.46	35.9	10.2	7.6	2.4	9.5	1.51	4.6	.230	166	47	2	1	2	0
STRASBURG, S.	AR	TCBA	5.4	3.92	3.67	37.4	10.5	7.8	2.4	11.7	1.14	18.6	.228	887	250	1	6	4	0
BOWMAN, M.	AR	TCBA	.0	4.59	3.78	37.8	9.4	6.5	3.0	5.9	1.35	2.5	.192	140	35	3	0	0	0
LIRIANO, F.	AR	TCBA	.0	4.14	3.88	41.4	15.1	8.2	6.1	10.0	.94	4.3	.245	310	113	2	6	0	0
COLE, T.	AR	TCBA	2.5	4.08	3.88	37.9	12.0	10.1	1.7	10.1	.58	2.9	.281	195	62	0	1	0	0
HUDSON, D.	AR	TCBA	3.9	4.05	3.95	37.5	11.1	7.3	3.6	6.3	1.58	10.2	.220	760	225	2	5	2	0
TUIVAILALA, S.	AR	TCBA	.0	4.37	3.97	40.5	13.9	7.5	4.8	12.7	.79	1.2	.224	102	35	0	4	0	0
JUNIS, J.	AR	TCBA	4.6	4.70	4.18	39.0	12.3	9.0	3.0	9.0	.76	5.9	.256	821	260	2	8	2	0
GANT, J.	AR	TCBA	.0	4.50	4.50	39.2	13.1	9.7	3.4	9.1	1.46	-.3	.272	296	99	0	0	0	0
MUSGROVE, J.	AR	TCBA	4.3	5.77	4.95	39.2	13.1	10.4	2.1	8.4	1.53	-9.7	.288	769	257	1	12	1	0
MATHIS, J.	AR	TCBA	.0	5.40	5.40	45.0	18.0	14.4	1.8	3.6	1.80	-.5	.348	25	10	0	1	0	0
JURADO, A.	AR	TCBA	4.8	7.09	6.14	41.7	15.1	12.1	2.8	7.4	2.28	-31.9	.318	788	286	5	6	4	0
BARD, L.	AR	TCBA	4.2	7.88	6.19	40.8	14.9	12.4	1.7	7.6	3.09	-6.2	.324	145	53	0	3	0	0
HOLADAY, B.	AR	TCBA	.0	27.00	27.00	69.4	42.4	27.0	15.4	11.6	.00	-5.8	.500	18	11	0	0	0	0
Arlington Railsplitters			3.2	4.65	4.20	38.6	12.1	8.7	3.0	8.8	1.36	41.1	.252	6173	1937	24	61	17	0





U-TCBA20 - Arlington Railsplitters - Player Batting

31 Players	Tm	Lg	AVG	G	AB	R	H	2B	3B	HR	TB	RBI	SO	BB	ASB	SB	CS	SBP	GDP
OTTAVINO, A.	AR	TCBA	1.000	71	1	0	1	0	0	0	1	0	0	0	0	0	0	-	0
GANT, J.	AR	TCBA	.667	54	3	0	2	1	0	0	3	0	0	0	0	0	0	-	0
ANDERSON, T.	AR	TCBA	.338	134	491	72	166	28	0	20	254	83	105	18	20	16	4	80.0	13
SANTANA, D.	AR	TCBA	.293	123	352	66	103	12	4	20	183	61	115	26	6	6	0	100.0	5
GOINS, R.	AR	TCBA	.279	61	43	12	12	1	0	0	13	2	9	8	0	0	0	-	2
GARCIA, G.	AR	TCBA	.267	86	146	28	39	6	2	7	70	20	25	19	0	0	0	-	0
HOLADAY, B.	AR	TCBA	.263	82	76	7	20	3	0	2	29	11	10	7	0	0	0	-	4
HOSKINS, R.	AR	TCBA	.260	162	534	78	139	41	5	25	265	90	161	118	1	1	0	100.0	7
DONALDSON, J.	AR	TCBA	.246	159	561	95	138	31	1	33	270	85	165	101	1	1	0	100.0	8
CASTELLANOS, N.	AR	TCBA	.246	158	622	81	153	47	3	29	293	111	132	31	0	0	0	-	9
MUNOZ, Y.	AR	TCBA	.241	102	112	20	27	6	0	0	33	8	25	1	3	2	1	66.7	2
GRICHUK, R.	AR	TCBA	.235	159	603	64	142	23	5	22	241	77	162	32	0	0	0	-	22
FLOWERS, T.	AR	TCBA	.235	97	264	27	62	16	0	10	108	35	104	26	0	0	0	-	7
WONG, K.	AR	TCBA	.231	127	503	66	116	19	3	8	165	34	84	42	26	25	1	96.2	2
EATON, A.	AR	TCBA	.230	147	544	88	125	17	3	17	199	44	139	70	13	8	5	61.5	7
ROGERS, J.	AR	TCBA	.222	23	54	5	12	1	0	4	25	7	18	0	0	0	0	-	2
COLE, T.	AR	TCBA	.222	16	9	1	2	0	0	0	2	0	4	1	0	0	0	-	0
MATHIS, J.	AR	TCBA	.209	104	187	11	39	7	0	5	61	18	69	6	0	0	0	-	1
LIRIANO, F.	AR	TCBA	.200	63	5	0	1	1	0	0	2	2	1	1	0	0	0	-	0
JURADO, A.	AR	TCBA	.196	31	56	4	11	0	0	0	11	1	15	2	0	0	0	-	2
JUNIS, J.	AR	TCBA	.158	30	57	5	9	1	1	0	12	4	14	4	0	0	0	-	0
BOUR, J.	AR	TCBA	.150	63	60	7	9	1	0	4	22	5	16	6	0	0	0	-	2
STRASBURG, S.	AR	TCBA	.139	32	79	4	11	1	0	0	12	4	30	0	0	0	0	-	0
MUSGROVE, J.	AR	TCBA	.109	31	55	1	6	0	2	0	10	4	17	0	0	0	0	-	0
HUDSON, D.	AR	TCBA	.067	30	60	2	4	0	0	0	4	1	26	0	0	0	0	-	1
BARD, L.	AR	TCBA	.000	9	7	0	0	0	0	0	0	0	3	1	0	0	0	-	0
BOWMAN, M.	AR	TCBA	.000	28	2	0	0	0	0	0	0	0	1	0	0	0	0	-	0
SADLER, C.	AR	TCBA	.000	62	2	0	0	0	0	0	0	0	1	0	0	0	0	-	0
KINTZLER, B.	AR	TCBA	.000	62	1	0	0	0	0	0	0	0	1	0	0	0	0	-	0
TUIVAILALA, S.	AR	TCBA	.000	20	1	0	0	0	0	0	0	0	0	0	0	0	0	-	0
KELLEY, S.	AR	TCBA	-	40	0	0	0	0	0	0	0	0	0	0	0	0	0	-	0
<b>Arlington Railsplitters</b>			<b>.246</b>	<b>2366</b>	<b>5490</b>	<b>744</b>	<b>1349</b>	<b>263</b>	<b>29</b>	<b>206</b>	<b>2288</b>	<b>707</b>	<b>1452</b>	<b>520</b>	<b>70</b>	<b>59</b>	<b>11</b>	<b>84.3</b>	<b>96</b>



Anderson



Castellanos



U-TCBA20 - Arlington Railsplitters - Player Batting

31 Players	Tm	Lg	AVG	OBP	SLG	OPS	ISO	SECA	TA	RCON	RC	RC/G	PA	IBB	HBP	SH	SF
OTTAVINO, A.	AR	TCBA	1.000	1.000	1.000	2.000	.000	.000	-	.5	1.0	-	1	0	0	0	0
GANT, J.	AR	TCBA	.667	.667	1.000	1.667	.333	.333	3.000	1.0	2.0	54.0	3	0	0	0	0
ANDERSON, T.	AR	TCBA	.338	.363	.517	.880	.179	.240	.851	32.8	88.3	6.9	515	7	3	0	3
SANTANA, D.	AR	TCBA	.293	.342	.520	.862	.227	.318	.854	21.3	64.1	6.7	384	1	2	0	3
GOINS, R.	AR	TCBA	.279	.392	.302	.694	.023	.209	.636	.8	5.3	4.4	51	0	0	0	0
GARCIA, G.	AR	TCBA	.267	.359	.479	.839	.212	.342	.850	7.9	27.1	6.8	168	0	2	1	0
HOLADAY, B.	AR	TCBA	.263	.321	.382	.703	.118	.211	.600	.4	8.5	3.8	84	1	0	0	1
HOSKINS, R.	AR	TCBA	.260	.397	.496	.894	.236	.459	.965	46.0	114.6	7.7	657	5	4	0	1
DONALDSON, J.	AR	TCBA	.246	.365	.481	.846	.235	.417	.877	35.5	105.5	6.5	673	5	6	0	4
CASTELLANOS, N.	AR	TCBA	.246	.285	.471	.756	.225	.275	.688	9.9	82.8	4.6	663	0	5	0	5
MUNOZ, Y.	AR	TCBA	.241	.246	.295	.540	.054	.071	.409	-6.5	7.7	2.3	115	0	0	1	1
GRICHUK, R.	AR	TCBA	.235	.277	.400	.676	.164	.217	.571	-7.1	60.6	3.4	640	3	3	0	2
FLOWERS, T.	AR	TCBA	.235	.315	.409	.724	.174	.273	.665	3.1	33.7	4.4	295	2	5	0	0
WONG, K.	AR	TCBA	.231	.305	.328	.633	.097	.229	.626	-3.0	57.6	4.0	558	0	12	0	1
EATON, A.	AR	TCBA	.230	.335	.366	.701	.136	.270	.682	4.3	71.6	4.5	634	1	17	0	2
ROGERS, J.	AR	TCBA	.222	.222	.463	.685	.241	.241	.568	-.9	4.6	2.8	55	0	0	1	0
COLE, T.	AR	TCBA	.222	.300	.222	.522	.000	.111	.429	-.5	.8	2.5	12	0	0	2	0
MATHIS, J.	AR	TCBA	.209	.231	.326	.557	.118	.150	.450	-10.0	14.5	2.5	199	1	0	4	2
LIRIANO, F.	AR	TCBA	.200	.333	.400	.733	.200	.400	.750	.1	.7	4.5	6	1	0	0	0
JURADO, A.	AR	TCBA	.196	.237	.196	.434	.000	.036	.298	-5.2	2.8	1.4	65	0	1	6	0
JUNIS, J.	AR	TCBA	.158	.213	.211	.424	.053	.123	.333	-5.6	3.2	1.6	69	0	0	8	0
BOUR, J.	AR	TCBA	.150	.227	.367	.594	.217	.317	.528	-2.5	4.6	2.4	66	0	0	0	0
STRASBURG, S.	AR	TCBA	.139	.139	.152	.291	.013	.013	.176	-11.6	2.0	.7	87	0	0	8	0
MUSGROVE, J.	AR	TCBA	.109	.125	.182	.307	.073	.073	.224	-8.0	1.5	.7	62	0	1	6	0
HUDSON, D.	AR	TCBA	.067	.097	.067	.163	.000	.000	.105	-11.5	.5	.2	66	0	2	4	0
BARD, L.	AR	TCBA	.000	.125	.000	.125	.000	.143	.143	-1.4	.1	.3	9	0	0	1	0
BOWMAN, M.	AR	TCBA	.000	.000	.000	.000	.000	.000	.000	-.5	.0	.0	2	0	0	0	0
SADLER, C.	AR	TCBA	.000	.000	.000	.000	.000	.000	.000	-.5	.0	.0	2	0	0	0	0
KINTZLER, B.	AR	TCBA	.000	.000	.000	.000	.000	.000	.000	-.3	.0	.0	1	0	0	0	0
TUIVAILALA, S.	AR	TCBA	.000	.000	.000	.000	.000	.000	.000	-.3	.0	.0	1	0	0	0	0
KELLEY, S.	AR	TCBA	-	-	-	-	-	-	-	.0	-	-	0	0	0	0	0
Arlington Railsplitters			.246	.317	.417	.734	.171	.274	.690	88.1	742.5	4.6	6143	27	63	42	25



**Stephen Strasburg  
twice struck out 13  
batters in one game.  
His season high was  
14, against Hereford  
on April 15<sup>th</sup>, 4-0.**






**Three different Railsplitters hit grand slams this year:  
Tyler Flowers, Rhys Hoskins and Danny Santana**

Fungo







### **2020 Opening Day Starting Lineup Fargo Fungoes**

**1-David Fletcher, SS 2-Alex Gordon, CF 3-Dexter Fowler, RF  
4-Yoan Moncada, 3B 5-Josh Vanmeter, 1B 6-Gary Sanchez, C  
7-DJ Stewart, LF 8-Ty France, 2B 9-Kyle Hendricks, P**

# Jeff Hobbs

167 Juniper Drive

Boone, NC 28607

(828) 719-1165

Jeffrey.hobbs@gmail.com





U-TCBA20 - Fargo Fungoes - Player Batting

32 Players	Tm	Lg	AVG	G	AB	R	H	2B	3B	HR	TB	RBI	SO	BB	ASB	SB	CS	SBP	GDP
MAEDA, K.	FF	TCBA	.345	26	58	5	20	5	0	0	25	3	15	0	0	0	0	-	0
MONCADA, Y.	FF	TCBA	.329	140	496	90	163	34	2	22	267	84	159	49	11	10	1	90.9	2
FLETCHER, D.	FF	TCBA	.293	153	629	99	184	30	4	13	261	53	91	67	17	9	8	52.9	10
ALVAREZ, Y.	FF	TCBA	.281	110	317	55	89	25	3	16	168	53	88	43	0	0	0	-	7
GREGORIUS, D.	FF	TCBA	.274	120	332	43	91	19	5	22	186	71	71	13	2	2	0	100.0	3
ZIMMERMAN, R.	FF	TCBA	.274	81	190	27	52	16	1	9	97	36	36	20	0	0	0	-	4
FOWLER, D.	FF	TCBA	.271	136	491	102	133	20	1	25	230	75	144	75	7	6	1	85.7	6
STEWART, D.	FF	TCBA	.263	16	57	8	15	2	0	3	26	10	11	3	0	0	0	-	0
STANTON, G.	FF	TCBA	.262	47	65	10	17	3	2	4	36	17	19	12	0	0	0	-	3
VANMETER, J.	FF	TCBA	.257	71	183	29	47	8	0	7	76	29	41	34	9	9	0	100.0	8
GALLAGHER, C.	FF	TCBA	.248	63	109	9	27	8	0	1	38	8	31	10	0	0	0	-	3
SANCHEZ, G.	FF	TCBA	.247	116	405	61	100	19	0	27	200	79	118	30	1	1	0	100.0	8
NOLA, A.	FF	TCBA	.243	87	263	35	64	11	0	10	105	41	73	26	0	0	0	-	7
GOODWIN, B.	FF	TCBA	.243	111	371	46	90	19	0	13	148	57	112	40	4	4	0	100.0	6
PERAZA, J.	FF	TCBA	.235	105	302	41	71	11	4	8	114	35	49	16	4	3	1	75.0	5
SISCO, C.	FF	TCBA	.232	45	112	10	26	1	0	4	39	9	37	7	0	0	0	-	4
GORDON, A.	FF	TCBA	.219	141	503	65	110	28	0	8	162	35	79	56	7	2	5	28.6	4
ZIMMERMANN, J.	FF	TCBA	.186	38	43	2	8	1	2	0	13	3	10	3	0	0	0	-	2
KIERMAIER, K.	FF	TCBA	.173	82	185	16	32	6	2	2	48	10	52	12	13	12	1	92.3	3
RODRIGUEZ, S.	FF	TCBA	.170	57	100	10	17	2	0	3	28	7	45	11	0	0	0	-	0
HENDRICKS, K.	FF	TCBA	.154	31	65	1	10	1	0	0	11	8	25	1	0	0	0	-	1
FRANCE, T.	FF	TCBA	.153	48	137	10	21	5	0	3	35	13	32	4	0	0	0	-	4
KIKUCHI, Y.	FF	TCBA	.143	59	28	1	4	0	0	0	4	0	11	2	0	0	0	-	0
SWANSON, E.	FF	TCBA	.143	39	14	1	2	0	0	0	2	0	6	1	0	0	0	-	0
CANNING, G.	FF	TCBA	.077	20	26	2	2	0	0	0	2	1	6	1	0	0	0	-	0
DARVISH, Y.	FF	TCBA	.075	31	67	2	5	0	0	0	5	2	38	2	0	0	0	-	0
GRAY, J.	FF	TCBA	.065	27	46	2	3	0	0	0	3	4	17	4	0	0	0	-	1
POMERANZ, D.	FF	TCBA	.000	26	14	1	0	0	0	0	0	1	8	1	0	0	0	-	0
HALE, D.	FF	TCBA	.000	51	5	0	0	0	0	0	0	0	2	0	0	0	0	-	0
CRICHTON, S.	FF	TCBA	.000	35	1	0	0	0	0	0	0	0	1	0	0	0	0	-	0
CRICK, K.	FF	TCBA	-	45	0	0	0	0	0	0	0	0	0	0	0	0	0	-	0
VINCENT, N.	FF	TCBA	-	48	0	0	0	0	0	0	0	0	0	0	0	0	0	-	0
<b>Fargo Fungoes</b>			<b>.250</b>	<b>2205</b>	<b>5614</b>	<b>783</b>	<b>1403</b>	<b>274</b>	<b>26</b>	<b>200</b>	<b>2329</b>	<b>744</b>	<b>1427</b>	<b>543</b>	<b>75</b>	<b>58</b>	<b>17</b>	<b>77.3</b>	<b>91</b>



**Moncada  
Fowler**







## U-TCBA20 - Fargo Fungoes - Player Batting

32 Players	Tm	Lg	AVG	OBP	SLG	OPS	ISO	SECA	TA	RCON	RC	RC/G	PA	IBB	HBP	SH	SF
MAEDA, K.	FF	TCBA	.345	.356	.431	.787	.086	.086	.684	1.7	9.1	5.9	63	0	1	4	0
MONCADA, Y.	FF	TCBA	.329	.392	.538	.930	.210	.327	.985	45.3	110.5	8.8	554	9	5	0	4
FLETCHER, D.	FF	TCBA	.293	.358	.415	.773	.122	.231	.728	18.1	94.9	5.5	701	1	0	0	5
ALVAREZ, Y.	FF	TCBA	.281	.369	.530	.899	.249	.385	.906	24.0	63.0	7.2	363	1	2	0	1
GREGORIUS, D.	FF	TCBA	.274	.298	.560	.858	.286	.331	.824	16.4	55.7	6.0	351	0	0	2	4
ZIMMERMAN, R.	FF	TCBA	.274	.343	.511	.853	.237	.342	.824	10.5	33.1	6.3	210	0	0	0	0
FOWLER, D.	FF	TCBA	.271	.377	.468	.846	.198	.360	.877	31.5	93.1	6.9	575	0	9	0	0
STEWART, D.	FF	TCBA	.263	.300	.456	.756	.193	.246	.690	.9	8.0	5.2	60	0	0	0	0
STANTON, G.	FF	TCBA	.262	.377	.554	.930	.292	.477	.941	5.7	13.2	7.0	77	0	0	0	0
VANMETER, J.	FF	TCBA	.257	.372	.415	.787	.158	.393	.826	10.8	30.1	5.6	218	1	0	0	1
GALLAGHER, C.	FF	TCBA	.248	.333	.349	.682	.101	.193	.612	.2	12.9	4.1	123	0	4	0	0
SANCHEZ, G.	FF	TCBA	.247	.317	.494	.811	.247	.323	.780	16.1	63.8	5.4	452	1	13	0	3
NOLA, A.	FF	TCBA	.243	.318	.399	.717	.156	.255	.655	2.7	33.6	4.3	296	0	4	0	3
GOODWIN, B.	FF	TCBA	.243	.326	.399	.725	.156	.275	.693	6.5	50.7	4.7	420	3	7	0	2
PERAZA, J.	FF	TCBA	.235	.294	.377	.672	.142	.202	.608	-2.4	34.4	3.9	333	1	11	0	4
SISCO, C.	FF	TCBA	.232	.363	.348	.711	.116	.179	.689	2.1	14.9	4.5	135	1	16	0	0
GORDON, A.	FF	TCBA	.219	.310	.322	.632	.103	.209	.577	-10.6	53.7	3.6	574	0	12	0	3
ZIMMERMANN, J.	FF	TCBA	.186	.239	.302	.541	.116	.186	.432	-2.6	2.9	1.9	50	0	0	4	0
KIERMAIER, K.	FF	TCBA	.173	.235	.259	.494	.086	.211	.478	-10.5	12.4	2.1	200	1	3	0	0
RODRIGUEZ, S.	FF	TCBA	.170	.282	.280	.562	.110	.220	.530	-4.2	9.2	3.0	117	0	5	0	1
HENDRICKS, K.	FF	TCBA	.154	.164	.169	.333	.015	.031	.214	-8.5	2.0	.9	72	0	0	5	1
FRANCE, T.	FF	TCBA	.153	.209	.255	.465	.102	.131	.375	-11.5	7.0	1.6	148	0	6	0	1
KIKUCHI, Y.	FF	TCBA	.143	.200	.143	.343	.000	.071	.250	-3.5	1.1	1.1	33	0	0	3	0
SWANSON, E.	FF	TCBA	.143	.200	.143	.343	.000	.071	.250	-1.8	.5	1.1	16	0	0	1	0
CANNING, G.	FF	TCBA	.077	.111	.077	.188	.000	.038	.125	-4.8	.4	.4	30	0	0	3	0
DARVISH, Y.	FF	TCBA	.075	.101	.075	.176	.000	.030	.113	-12.5	.6	.3	71	0	0	2	0
GRAY, J.	FF	TCBA	.065	.135	.065	.200	.000	.087	.159	-8.1	1.0	.5	62	0	0	10	2
POMERANZ, D.	FF	TCBA	.000	.063	.000	.063	.000	.071	.071	-3.2	.1	.2	19	0	0	3	1
HALE, D.	FF	TCBA	.000	.000	.000	.000	.000	.000	.000	-1.3	.0	.0	5	0	0	0	0
CRICHTON, S.	FF	TCBA	.000	.000	.000	.000	.000	.000	.000	-.3	.0	.0	1	0	0	0	0
CRICK, K.	FF	TCBA	-	-	-	-	-	-	-	.0	-	-	0	0	0	0	0
VINCENT, N.	FF	TCBA	-	-	-	-	-	-	-	.0	-	-	0	0	0	0	0
Fargo Fungoes			.250	.325	.415	.740	.165	.269	.701	107.1	782.9	4.8	6329	19	98	37	36



U-TCBA20 - Fargo Fungoes - Player Pitching



Jon Gray

13 Pitchers	Tm	Lg	W	L	PCT	SV	ERA	G	GS	CG	SHO	QS	IP	H	R	ER	HR	SO	BB
POMERANZ, D.	FF	TCBA	5	3	.625	0	3.00	26	7	1	0	4	72.0	69	32	24	13	104	22
HALE, D.	FF	TCBA	2	3	.400	16	3.59	51	0	0	0	0	42.2	34	18	17	3	27	19
KIKUCHI, Y.	FF	TCBA	9	4	.692	5	3.87	59	5	0	0	2	139.2	147	64	60	18	116	36
VINCENT, N.	FF	TCBA	3	4	.429	2	3.91	48	0	0	0	0	48.1	57	25	21	5	42	17
CRICHTON, S.	FF	TCBA	3	5	.375	5	3.98	35	0	0	0	0	31.2	44	15	14	4	32	6
CRICK, K.	FF	TCBA	0	2	.000	1	4.15	45	0	0	0	0	47.2	48	28	22	6	59	25
HENDRICKS, K.	FF	TCBA	6	10	.375	0	4.52	31	31	2	0	15	199.1	195	105	100	32	153	50
GRAY, J.	FF	TCBA	10	11	.476	0	4.99	27	27	2	2	11	171.1	160	106	95	33	153	74
ZIMMERMANN, J.	FF	TCBA	7	11	.389	1	5.02	38	16	0	0	2	143.1	182	95	80	20	129	51
DARVISH, Y.	FF	TCBA	9	15	.375	0	5.06	31	31	3	0	13	195.2	188	117	110	45	262	65
MAEDA, K.	FF	TCBA	8	13	.381	0	5.32	26	26	0	0	11	157.1	174	97	93	24	191	68
SWANSON, E.	FF	TCBA	3	4	.429	2	6.30	39	2	0	0	0	95.2	111	77	67	35	112	28
CANNING, G.	FF	TCBA	3	9	.250	0	6.75	20	17	0	0	5	94.2	124	83	71	21	100	33
Fargo Fungoes			68	94	.420	32	4.84	476	162	8	2	63	1439.1	1533	862	774	259	1480	494

13 Pitchers	Tm	Lg	SUP/9	R/9	ERA	BF/9	BR/9	H/9	BB/9	SO/9	HR/9	ERPT	OBA	BF	BR	IBB	HB	WP	BK
POMERANZ, D.	FF	TCBA	3.6	4.00	3.00	38.0	11.4	8.6	2.6	13.0	1.63	11.6	.249	304	91	1	1	0	0
HALE, D.	FF	TCBA	.0	3.80	3.59	38.2	11.0	7.2	3.4	5.7	.63	4.1	.217	181	52	3	2	2	0
KIKUCHI, Y.	FF	TCBA	2.7	4.12	3.87	38.0	12.1	9.5	2.3	7.5	1.16	9.1	.271	589	188	1	6	2	2
VINCENT, N.	FF	TCBA	.0	4.66	3.91	41.3	14.2	10.6	2.8	7.8	.93	2.9	.288	222	76	2	4	0	2
CRICHTON, S.	FF	TCBA	.0	4.26	3.98	40.1	13.6	12.5	1.1	9.1	1.14	1.7	.331	141	48	2	0	2	0
CRICK, K.	FF	TCBA	.0	5.29	4.15	40.8	14.2	9.1	4.7	11.1	1.13	1.6	.254	216	75	0	2	1	0
HENDRICKS, K.	FF	TCBA	4.2	4.74	4.52	37.5	11.3	8.8	2.2	6.9	1.44	-1.3	.254	831	250	2	7	1	0
GRAY, J.	FF	TCBA	4.4	5.57	4.99	39.1	12.4	8.4	3.9	8.0	1.73	-10.2	.242	744	237	0	3	4	0
ZIMMERMANN, J.	FF	TCBA	3.7	5.97	5.02	41.5	14.9	11.4	3.1	8.1	1.26	-9.1	.307	661	237	1	5	6	0
DARVISH, Y.	FF	TCBA	4.9	5.38	5.06	38.6	12.2	8.6	3.0	12.1	2.07	-13.2	.249	839	266	0	13	5	0
MAEDA, K.	FF	TCBA	5.1	5.55	5.32	40.7	14.3	10.0	3.9	10.9	1.37	-15.1	.276	712	250	0	8	2	0
SWANSON, E.	FF	TCBA	.3	7.24	6.30	39.4	13.1	10.4	2.6	10.5	3.29	-19.6	.285	419	139	0	0	1	0
CANNING, G.	FF	TCBA	3.8	7.89	6.75	42.4	15.1	11.8	3.1	9.5	2.00	-24.1	.305	446	159	0	2	3	0
Fargo Fungoes			3.4	5.39	4.84	39.4	12.9	9.6	3.0	9.3	1.62	-61.6	.269	6305	2068	12	53	29	4

**May 20, 2019**

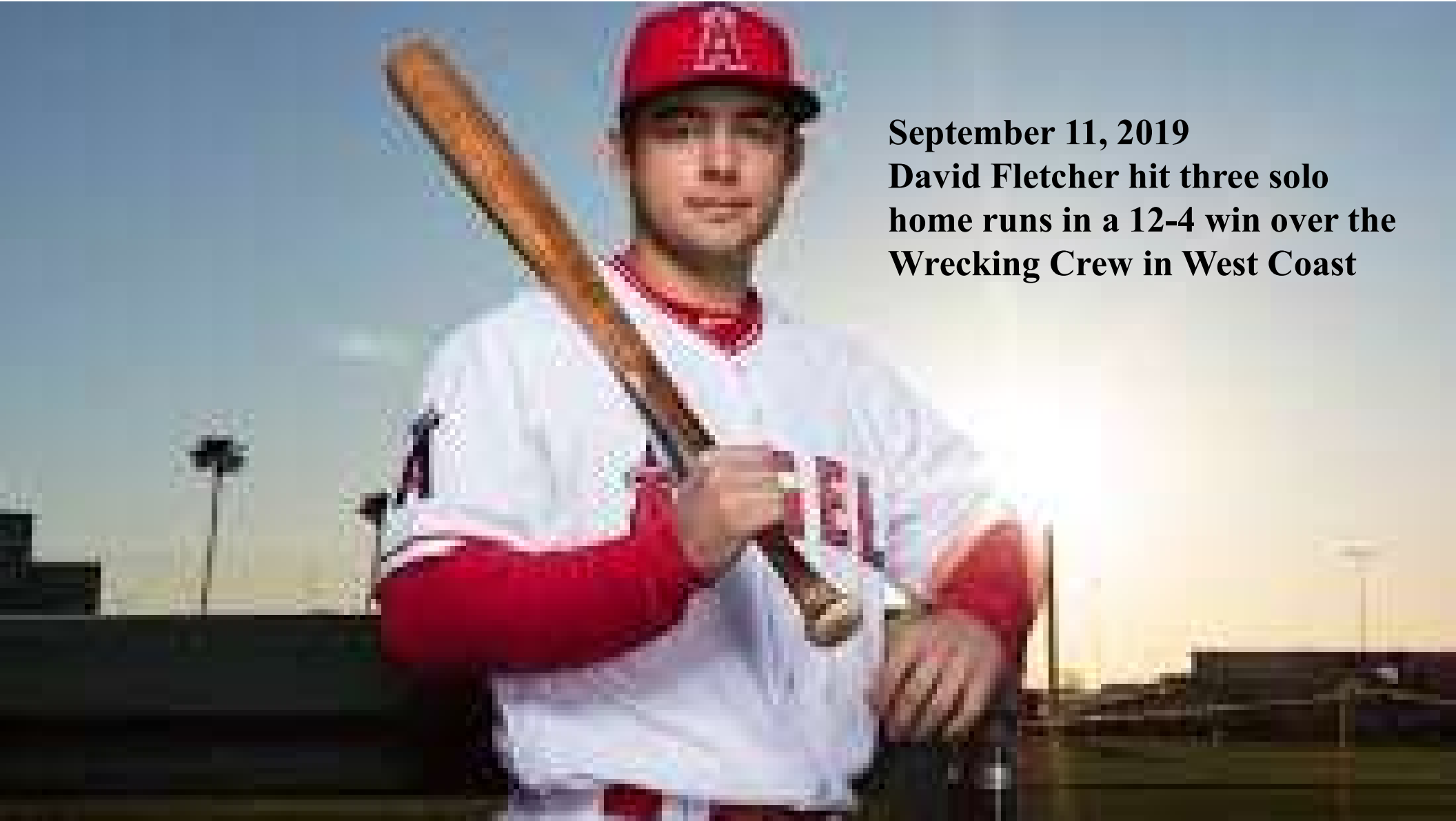
**Yu Darvish fans 17 batters  
in just 8 innings, defeating  
the Railsplitters, in  
Arlington, by a 4-1 score**







**August 19, 2019  
Drew Pomeranz strikes  
out 16 hitters to defeat  
Rapidan, 4-3.**



**September 11, 2019**  
**David Fletcher hit three solo**  
**home runs in a 12-4 win over the**  
**Wrecking Crew in West Coast**



**Jose Peraza hit two grand slams this year. Didi Gregorius (UL), Josh Vanmeter (LL) and DJ Stewart (UR) hit one each**





Tcba Today ML2019

Metro Division

	W	L	PCT	GB	Mg #	STRK	Last 10	Home	Away	1 Run	X-Inn
Beacon Braves	109	53	.673	-	1	W 1	6-4	60-21	49-32	37-22	10-8
Bethesda Bambinos	109	53	.673	-	1	W 3	7-3	54-27	55-26	25-19	12-4
Newark Eagles	95	67	.586	14.0	-	W 1	5-5	52-29	43-38	30-23	9-6
Eastport Athletics	89	73	.549	20.0	-	L 1	6-4	50-31	39-42	22-17	6-4
Scranton Spanish Flies	68	94	.420	41.0	-	L 1	4-6	34-47	34-47	15-34	6-10
Long Island Islanders	62	100	.383	47.0	-	L 3	2-8	34-47	28-53	18-26	8-5

Central Division

Morgantown Raiders	90	72	.556	-	X	L 2	5-5	49-32	41-40	26-19	12-1
Mimosa Mirthmakers	85	77	.525	5.0	-	L 1	5-5	42-39	43-38	16-18	7-6
Evanston Bees	82	80	.506	8.0	-	W 2	5-5	38-43	44-37	24-24	6-13
Waukesha Freeman	76	86	.469	14.0	-	W 1	5-5	39-42	37-44	16-23	4-6
Bradenton Buckeyes	75	87	.463	15.0	-	W 2	8-2	41-40	34-47	20-25	8-7
Horseshoe Bay Polos	43	119	.265	47.0	-	L 2	2-8	26-55	17-64	15-28	2-7

Capitol Division

Edinburgh Scotsmen	107	55	.660	-	X	L 2	8-2	56-25	51-30	23-19	4-3
Gunpowder Ironmen	76	86	.469	31.0	-	L 2	2-8	40-41	36-45	21-21	6-8
Innisfree Dukes	74	88	.457	33.0	-	W 2	4-6	35-46	39-42	20-23	5-11
Silver Spring Senators	69	93	.426	38.0	-	W 2	6-4	35-46	34-47	18-17	6-10
Rapidan Rapids	53	109	.327	54.0	-	L 3	5-5	27-54	26-55	13-22	3-8
Hereford Highlanders	44	118	.272	63.0	-	W 3	5-5	24-57	20-61	18-31	5-11

Atlantic Division

Farmington Rats	111	51	.685	-	X	W 4	8-2	49-32	62-19	31-14	16-8
Rochester Cheetahs	98	64	.605	13.0	-	L 1	4-6	49-32	49-32	22-21	7-10
West Coast Wrecking Crew	89	73	.549	22.0	-	L 3	3-7	43-38	46-35	22-17	8-6
Hilton Head Hammerin' Hedgehogs	87	75	.537	24.0	-	L 4	4-6	41-40	46-35	23-19	6-9
Arlington Railsplitters	85	77	.525	26.0	-	W 3	8-2	48-33	37-44	29-16	11-3
Fargo Fungoes	68	94	.420	43.0	-	W 1	3-7	37-44	31-50	18-24	5-8


Wild Cards

1-Beacon

2-Rochester


3-Newark

4-WestCoast




	BB	BT	NE	EA	SS	LI	MR	MI	EB	WA	BR	HO	ES	GU	ID	SI	RI	HH	FR	RO	WC	HI	AR	FF
<b>Tcba Today ML2019</b>																								
<b>Metro Division</b>																								
Beacon Braves		4-6	8-2	7-3	4-6	8-2	4-5	6-3	6-2	8-1	5-3	9-0	2-3	3-2	4-1	3-2	5-0	4-1	3-2	2-3	4-1	2-3	3-2	5-0
Bethesda Bambinos	6-4		8-2	6-4	7-3	7-3	3-6	6-3	3-5	6-3	5-4	7-1	2-3	5-0	2-3	5-0	3-2	5-0	4-1	3-2	2-3	5-0	5-0	4-1
Newark Eagles	2-8	2-8		6-4	6-4	7-3	4-4	7-1	6-3	7-2	7-2	7-2	4-1	3-2	4-1	3-2	4-1	2-3	3-2	1-4	3-2	3-2	4-1	0-5
Eastport Athletics	3-7	4-6	4-6		6-4	8-2	2-6	3-6	4-5	5-3	6-3	7-2	1-4	4-1	3-2	4-1	4-1	5-0	2-3	1-4	2-3	4-1	3-2	4-1
Scranton Spanish Flies	6-4	3-7	4-6	4-6		7-3	3-6	3-6	4-5	5-3	1-7	4-5	2-3	1-4	2-3	2-3	4-1	3-2	1-4	2-3	1-4	2-3	2-3	2-3
Long Island Islanders	2-8	3-7	3-7	2-8	3-7		5-4	2-6	3-6	5-4	5-4	5-3	0-5	1-4	2-3	3-2	4-1	2-3	1-4	3-2	2-3	3-2	1-4	2-3
<b>Central Division</b>																								
Morgantown Raiders	5-4	6-3	4-4	6-2	6-3	4-5		5-5	6-4	8-2	2-8	9-1	1-4	4-1	3-2	3-2	5-0	5-0	1-4	1-4	1-4	1-4	2-3	2-3
Mimosa Mirthmakers	3-6	3-6	1-7	6-3	6-3	6-2	5-5		6-4	2-8	6-4	9-1	2-3	4-1	3-2	2-3	4-1	4-1	1-4	2-3	2-3	1-4	5-0	2-3
Evanston Bees	2-6	5-3	3-6	5-4	5-4	6-3	4-6	4-6		4-6	6-4	7-3	1-4	2-3	4-1	2-3	3-2	4-1	3-2	3-2	3-2	2-3	2-3	2-3
Waukesha Freeman	1-8	3-6	2-7	3-5	3-5	4-5	2-8	8-2	6-4		5-5	9-1	2-3	2-3	4-1	3-2	4-1	3-2	1-4	3-2	2-3	2-3	2-3	2-3
Bradenton Buckeyes	3-5	4-5	2-7	3-6	7-1	4-5	8-2	4-6	4-6	5-5		7-3	0-5	3-2	2-3	3-2	3-2	4-1	1-4	0-5	0-5	2-3	2-3	4-1
Horseshoe Bay Polos	0-9	1-7	2-7	2-7	5-4	3-5	1-9	1-9	3-7	1-9	3-7		1-4	2-3	1-4	1-4	2-3	5-0	1-4	2-3	2-3	2-3	0-5	2-3
<b>Capitol Division</b>																								
Edinburgh Scotsmen	3-2	3-2	1-4	4-1	3-2	5-0	4-1	3-2	4-1	3-2	5-0	4-1		9-1	7-3	6-4	6-4	7-3	4-4	4-5	4-5	3-5	7-2	8-1
Gunpowder Ironmen	2-3	0-5	2-3	1-4	4-1	4-1	1-4	1-4	3-2	3-2	2-3	3-2	1-9		4-6	6-4	7-3	8-2	4-5	3-6	4-4	7-2	4-5	2-6
Innisfree Dukes	1-4	3-2	1-4	2-3	3-2	3-2	2-3	2-3	1-4	1-4	3-2	4-1	3-7	6-4		7-3	3-7	8-2	2-6	3-6	3-5	2-7	3-6	8-1
Silver Spring Senators	2-3	0-5	2-3	1-4	3-2	2-3	2-3	3-2	3-2	2-3	2-3	4-1	4-6	4-6	3-7		4-6	6-4	1-8	2-6	6-3	3-6	5-3	5-4
Rapidan Rapids	0-5	2-3	1-4	1-4	1-4	1-4	0-5	1-4	2-3	1-4	2-3	3-2	4-6	3-7	7-3	6-4		5-5	4-5	3-5	1-8	0-8	3-6	2-7
Hereford Highlanders	1-4	0-5	3-2	0-5	2-3	3-2	0-5	1-4	1-4	2-3	1-4	0-5	3-7	2-8	2-8	4-6	5-5		2-7	2-7	1-8	4-5	2-6	3-5
<b>Atlantic Division</b>																								
Farmington Rats	2-3	1-4	2-3	3-2	4-1	4-1	4-1	4-1	2-3	4-1	4-1	4-1	4-4	5-4	6-2	8-1	5-4	7-2		9-1	7-3	7-3	6-4	9-1
Rochester Cheetahs	3-2	2-3	4-1	4-1	3-2	2-3	4-1	3-2	2-3	2-3	5-0	3-2	5-4	6-3	6-3	6-2	5-3	7-2	1-9		6-4	7-3	6-4	6-4
West Coast Wrecking Crew	1-4	3-2	2-3	3-2	4-1	3-2	4-1	3-2	2-3	3-2	5-0	3-2	5-4	4-4	5-3	3-6	8-1	8-1	3-7	4-6		6-4	3-7	4-6
Hilton Head Hammerin' Hedgehogs	3-2	0-5	2-3	1-4	3-2	2-3	4-1	4-1	3-2	3-2	3-2	3-2	5-3	2-7	7-2	6-3	8-0	5-4	3-7	3-7	4-6		5-5	8-2
Arlington Railsplitters	2-3	0-5	1-4	2-3	3-2	4-1	3-2	0-5	3-2	3-2	3-2	5-0	2-7	5-4	6-3	3-5	6-3	6-2	4-6	4-6	7-3	5-5		8-2
Fargo Fungoes	0-5	1-4	5-0	1-4	3-2	3-2	3-2	3-2	3-2	3-2	1-4	3-2	1-8	6-2	1-8	4-5	7-2	5-3	1-9	4-6	6-4	2-8	2-8	





24 Teams	AVG	OBP	SLG	G	AB	H	2B	3B	HR	R	R/G	SO	BB	LOB	SB	CS	SBP
Farmington Rats	.278	.346	.479	162	5810	1616	301	24	273	927	5.7	1324	574	1199	58	14	80.6
Innisfree Dukes	.273	.330	.460	162	5832	1595	320	35	232	856	5.3	1351	452	1149	65	20	76.5
Bethesda Bambinos	.269	.341	.501	162	5769	1550	295	26	331	972	6.0	1497	550	1133	36	5	87.8
Mimosa Mirthmakers	.268	.331	.467	162	5725	1536	293	30	262	858	5.3	1404	489	1121	46	17	73.0
Rochester Cheetahs	.264	.335	.470	162	5654	1493	327	12	271	910	5.6	1429	571	1095	73	12	85.9
Beacon Braves	.264	.319	.451	162	5709	1507	277	25	246	837	5.2	1212	426	1047	108	29	78.8
West Coast Wrecking Crew	.264	.334	.446	162	5588	1474	294	25	224	827	5.1	1278	562	1114	98	25	79.7
Edinburgh Scotsmen	.262	.328	.459	162	5560	1459	325	24	240	828	5.1	1395	509	1088	54	15	78.3
Morgantown Raiders	.259	.332	.458	162	5520	1431	266	29	258	852	5.3	1471	530	1086	58	24	70.7
Waukesha Freeman	.257	.324	.458	162	5598	1438	262	37	263	845	5.2	1458	535	1067	69	21	76.7
Gunpowder Ironmen	.257	.313	.446	162	5664	1454	350	19	228	763	4.7	1362	452	1088	21	10	67.7
Eastport Athletics	.253	.325	.452	162	5540	1403	292	17	259	849	5.2	1567	542	1066	84	20	80.8
Silver Spring Senators	.252	.314	.417	162	5610	1411	273	21	204	754	4.7	1492	481	1064	65	17	79.3
Rapidan Rapids	.251	.301	.408	162	5611	1408	283	34	176	679	4.2	1539	375	1032	98	32	75.4
Fargo Fungoes	.250	.325	.415	162	5614	1403	274	26	200	783	4.8	1427	543	1188	58	17	77.3
Newark Eagles	.246	.325	.460	162	5503	1356	307	8	285	827	5.1	1348	591	1072	40	10	80.0
Evanston Bees	.246	.317	.422	162	5617	1384	256	45	213	771	4.8	1394	558	1126	88	34	72.1
Bradenton Buckeyes	.246	.303	.419	162	5576	1371	266	20	219	746	4.6	1471	422	1006	153	51	75.0
Arlington Railsplitters	.246	.317	.417	162	5490	1349	263	29	206	744	4.6	1452	520	1094	59	11	84.3
Hilton Head Hammerin' Hedgehogs	.244	.316	.436	162	5583	1364	289	27	242	778	4.8	1520	518	1122	88	26	77.2
Scranton Spanish Flies	.243	.320	.419	162	5633	1370	306	29	209	766	4.7	1498	598	1188	58	15	79.5
Long Island Islanders	.236	.300	.431	162	5594	1318	264	13	267	777	4.8	1522	445	1009	29	10	74.4
Horseshoe Bay Polos	.229	.295	.400	162	5458	1248	301	22	196	645	4.0	1537	495	1051	101	43	70.1
Hereford Highlanders	.218	.286	.404	162	5492	1198	261	19	240	633	3.9	1543	468	1029	21	1	95.5
Tcba Today ML2019	.253	.320	.442	1944	134750	34136	6945	596	5744	19227	9.9	34491	12206	26234	1628	479	77.3



24 Teams	ERA	G	CG	SHO	QS	SV	IP	H	R	ER	HR	SO	BB	HB	WP	BK	OBA
Edinburgh Scotsmen	3.24	162	10	7	101	53	1446.1	1099	564	520	195	1424	414	43	11	1	.208
Farmington Rats	3.48	162	6	3	95	59	1490.1	1213	629	577	202	1540	482	57	15	5	.220
Bethesda Bambinos	3.56	162	7	4	93	44	1480.1	1214	633	585	210	1467	462	56	14	3	.220
Beacon Braves	3.60	162	21	9	91	55	1488.0	1218	644	595	229	1549	487	59	21	0	.221
Newark Eagles	3.80	162	25	9	76	43	1461.2	1302	701	617	207	1397	435	51	15	1	.235
Rochester Cheetahs	3.99	162	3	1	67	41	1463.0	1324	735	649	236	1460	478	51	19	0	.236
Evanston Bees	4.00	162	16	9	87	31	1473.1	1334	736	655	245	1509	481	57	18	0	.238
Hilton Head Hammerin' Hedgehogs	4.04	162	20	6	90	33	1451.0	1349	715	651	220	1423	457	50	20	3	.243
Arlington Railsplitters	4.20	162	14	5	75	49	1438.2	1397	744	671	218	1404	503	61	17	0	.252
Mimosa Mirthmakers	4.23	162	10	3	76	34	1457.2	1342	774	685	210	1416	458	58	9	1	.241
Morgantown Raiders	4.26	162	9	5	64	37	1433.1	1399	767	678	225	1337	469	46	11	1	.252
West Coast Wrecking Crew	4.32	162	10	6	80	34	1454.2	1352	759	698	223	1452	577	59	21	3	.244
Eastport Athletics	4.43	162	7	4	69	41	1439.0	1404	775	708	233	1318	523	48	27	0	.253
Waukesha Freeman	4.60	162	7	2	74	38	1435.0	1437	836	733	236	1460	561	62	15	6	.256
Bradenton Buckeyes	4.60	162	16	5	75	44	1441.0	1457	813	737	238	1517	474	60	9	3	.260
Gunpowder Ironmen	4.70	162	11	3	77	36	1447.0	1445	842	755	265	1431	529	60	16	2	.258
Scranton Spanish Flies	4.82	162	10	5	70	30	1455.1	1563	853	780	255	1486	538	63	21	3	.273
Fargo Fungoes	4.84	162	8	2	63	32	1439.1	1533	862	774	259	1480	494	53	29	4	.269
Long Island Islanders	5.10	162	15	8	61	27	1444.0	1555	935	819	263	1516	552	72	24	1	.271
Innisfree Dukes	5.15	162	4	2	66	31	1464.0	1524	919	837	246	1311	637	52	25	2	.264
Silver Spring Senators	5.17	162	8	2	60	32	1446.0	1492	950	830	256	1580	619	69	37	0	.264
Rapidan Rapids	5.46	162	8	4	56	24	1435.1	1702	1005	870	274	1395	553	62	23	2	.292
Hereford Highlanders	5.54	162	12	4	60	24	1435.2	1715	983	884	300	1358	489	64	21	1	.294
Horseshoe Bay Polos	5.94	162	25	4	46	22	1415.1	1766	1053	934	299	1261	534	58	22	2	.303
Tcba Today ML2019	4.45	1944	282	112	1772	894	34835.1	34136	19227	17242	5744	34491	12206	1371	460	44	.253







U-TCBA20 - Tcba Today ML2019 - Club Fielding

24 Teams	FLD	G	PO	A	E	DP	TP	PB	OSB	OCS	OSBP	OSBA	DER	UER	UERP
Edinburgh Scotsmen	.988	162	4339	1309	71	103	0	6	24	22	52.2	.149	.743	44	7.8
Farmington Rats	.986	162	4471	1330	80	115	0	7	69	27	71.9	.417	.721	52	8.3
Beacon Braves	.986	162	4464	1344	85	124	0	5	39	15	72.2	.236	.723	49	7.6
West Coast Wrecking Crew	.985	162	4364	1411	90	127	0	7	43	22	66.2	.266	.695	61	8.0
Scranton Spanish Flies	.984	162	4366	1507	96	150	0	4	97	16	85.8	.600	.660	73	8.6
Eastport Athletics	.984	162	4317	1522	96	119	0	9	53	22	70.7	.331	.695	67	8.6
Bethesda Bambinos	.984	162	4441	1392	96	103	0	2	55	17	76.4	.334	.724	48	7.6
Hilton Head Hammerin' Hedgehogs	.984	162	4353	1480	96	127	0	7	68	16	81.0	.422	.697	64	9.0
Arlington Railsplitters	.984	162	4316	1485	96	115	0	21	77	18	81.1	.482	.687	73	9.8
Evanston Bees	.983	162	4420	1402	101	109	0	10	45	19	70.3	.275	.703	81	11.0
Gunpowder Ironmen	.982	162	4341	1464	109	115	0	13	44	14	75.9	.274	.685	87	10.3
Bradenton Buckeyes	.981	162	4323	1484	113	128	1	15	96	21	82.1	.600	.667	76	9.3
Mimosa Mirthmakers	.980	162	4373	1430	116	112	0	11	79	16	83.2	.488	.697	89	11.5
Hereford Highlanders	.979	162	4307	1507	123	151	0	4	54	14	79.4	.339	.646	99	10.1
Innisfree Dukes	.979	162	4392	1526	126	103	0	17	87	20	81.3	.535	.681	82	8.9
Morgantown Raiders	.979	162	4300	1513	124	109	0	11	45	22	67.2	.283	.689	89	11.6
Fargo Fungoes	.978	162	4318	1406	126	120	0	11	70	22	76.1	.438	.660	88	10.2
Newark Eagles	.978	162	4385	1426	128	88	0	7	66	26	71.7	.406	.705	84	12.0
Rochester Cheetahs	.978	162	4389	1390	131	95	0	13	125	30	80.6	.769	.702	86	11.7
Horseshoe Bay Polos	.977	162	4246	1598	135	152	0	11	88	22	80.0	.560	.639	119	11.3
Long Island Islanders	.977	162	4332	1385	136	129	0	16	86	16	84.3	.536	.655	116	12.4
Rapidan Rapids	.976	162	4306	1523	145	142	0	16	78	14	84.8	.489	.639	135	13.4
Waukesha Freeman	.976	162	4305	1420	143	103	0	6	85	26	76.6	.533	.673	103	12.3
Silver Spring Senators	.975	162	4338	1378	148	128	0	17	55	22	71.4	.342	.656	120	12.6
Tcba Today ML2019	.981	1944	104506	34632	2710	2867	1	246	1628	479	77.3	.421	.684	1985	10.3





Batting	AVG	OBP	SLG	G	AB	H	2B	3B	HR	R	R/G	SO	BB	LOB	SB	CS	SBP	RRpW
Tcba Today ML2019	.253	.320	.442	1944	134750	34136	6945	596	5744	19227	9.9	34491	12206	26234	1628	479	77.3	10.51
Pitching	ERA	G	CG	SHO	QS	SV	IP	H	R	ER	HR	SO	BB	HB	WP	BK	OBA	
Tcba Today ML2019	4.45	1944	282	112	1772	894	34835.1	34136	19227	17242	5744	34491	12206	1371	460	44	.253	
Fielding	FLD	G	PO	A	E	DP	TP	PB	OSB	OCS	OSBP	OSBA	DER	UER	UERP			
Tcba Today ML2019	.981	1944	104506	34632	2710	2867	1	246	1628	479	77.3	.421	.684	1985	10.3			

## Major League Comparisons

**.252/.323/.435**

**ERA 4.49**

**Fldg .984**

**9.66 R/G**

**73.3 OSBP**

The 10 players with the highest Batting Average


Name	Tm	Lg	AVG	PA
ARENADO, N.	BB	TCBA	.345	653
MARTE, K.	WC	TCBA	.344	646
SEAGER, C.	LI	TCBA	.340	514
ANDERSON, T.	AR	TCBA	.338	515
IGLESIAS, J.	WC	TCBA	.338	520
GURRIEL, Y.	FR	TCBA	.337	599
BLACKMON, C.	ID	TCBA	.333	664
MONCADA, Y.	FF	TCBA	.329	554
BRANTLEY, M.	BB	TCBA	.323	522
YELICH, C.	SS	TCBA	.321	579

The 10 players with the highest Slugging Average

Name	Tm	Lg	SLG	PA
BELLINGER, C.	WA	TCBA	.682	699
SOLER, J.	BT	TCBA	.666	725
ARENADO, N.	BB	TCBA	.662	653
BREGMAN, A.	FR	TCBA	.661	703
YELICH, C.	SS	TCBA	.649	579
ALONSO, P.	HH	TCBA	.636	681
CRUZ, N.	MI	TCBA	.630	534
BLACKMON, C.	ID	TCBA	.614	664
SEAGER, C.	LI	TCBA	.596	514
TROUT, M.	HI	TCBA	.586	588

The 10 players with the highest On Base Percentage

Name	Tm	Lg	OBP	PA
TROUT, M.	HI	TCBA	.429	588
BREGMAN, A.	FR	TCBA	.423	703
SPRINGER, G.	FR	TCBA	.414	529
RIZZO, A.	BT	TCBA	.413	617
SANTANA, C.	RO	TCBA	.411	705
BELLINGER, C.	WA	TCBA	.406	699
RENDON, A.	SI	TCBA	.404	623
MARTE, K.	WC	TCBA	.403	646
YELICH, C.	SS	TCBA	.401	579
HOSKINS, R.	AR	TCBA	.397	657



The 10 players with the most Runs Scored

Name	Tm	Lg	R	PA
BELLINGER, C.	WA	TCBA	139	699
BREGMAN, A.	FR	TCBA	135	703
HARPER, B.	RO	TCBA	134	755
SOLER, J.	BT	TCBA	131	725
MERRIFIELD, W.	WA	TCBA	125	756
ALBIES, O.	ES	TCBA	123	717
SANTANA, C.	RO	TCBA	119	705
SEMIEN, M.	EB	TCBA	119	740
ARENADO, N.	BB	TCBA	117	653
ROSARIO, A.	ID	TCBA	116	695

The 10 players with the most Runs Batted In

Name	Tm	Lg	RBI	PA
SOLER, J.	BT	TCBA	151	725
ARENADO, N.	BB	TCBA	134	653
BELLINGER, C.	WA	TCBA	126	699
LINDOR, F.	ES	TCBA	125	624
ALONSO, P.	HH	TCBA	124	681
GURRIEL, Y.	FR	TCBA	123	599
SUAREZ, E.	MR	TCBA	122	681
CHAPMAN, M.	SS	TCBA	121	666
BREGMAN, A.	FR	TCBA	121	703
ABREU, J.	ID	TCBA	114	708

The 10 players with the most Hits

Name	Tm	Lg	H	PA
MERRIFIELD, W.	WA	TCBA	214	756
BLACKMON, C.	ID	TCBA	208	664
ARENADO, N.	BB	TCBA	204	653
MARTE, K.	WC	TCBA	200	646
SOLER, J.	BT	TCBA	196	725
ALBIES, O.	ES	TCBA	193	717
SEMIEN, M.	EB	TCBA	191	740
BREGMAN, A.	FR	TCBA	188	703
GURRIEL, Y.	FR	TCBA	186	599
FLETCHER, D.	FF	TCBA	184	701

The 13 players with the most Doubles

Name	Tm	Lg	2B	PA
BOGAERTS, X.	GU	TCBA	50	633
BLACKMON, C.	ID	TCBA	48	664
ALBIES, O.	ES	TCBA	48	717
DEVERS, R.	GU	TCBA	47	637
CASTELLANOS, N.	AR	TCBA	47	663
REALMUTO, J.	ES	TCBA	45	598
SEMIEN, M.	EB	TCBA	45	740
BREGMAN, A.	FR	TCBA	44	703
SEAGER, C.	LI	TCBA	42	514
4 players tied at 41				



The 12 players with the most Triples

Name	Tm	Lg	3B	PA
ESCOBAR, E.	MI	TCBA	11	708
SEMIEN, M.	EB	TCBA	10	740
MERRIFIELD, W.	WA	TCBA	10	756
BLACKMON, C.	ID	TCBA	8	664
ROSARIO, A.	ID	TCBA	8	695
7 players tied at 7				

The 10 players with the most Home Runs

Name	Tm	Lg	HR	PA
SOLER, J.	BT	TCBA	63	725
BELLINGER, C.	WA	TCBA	62	699
ALONSO, P.	HH	TCBA	58	681
BREGMAN, A.	FR	TCBA	52	703
ARENADO, N.	BB	TCBA	49	653
SUAREZ, E.	MR	TCBA	49	681
TORRES, G.	EA	TCBA	42	593
YELICH, C.	SS	TCBA	41	579
CHAPMAN, M.	SS	TCBA	41	666
MANCINI, T.	GU	TCBA	40	682

The 10 players with the most Walks

Name	Tm	Lg	BB	PA
HOSKINS, R.	AR	TCBA	118	657
GRANDAL, Y.	WC	TCBA	114	638
SANTANA, C.	RO	TCBA	108	705
SOTO, J.	ID	TCBA	107	689
BREGMAN, A.	FR	TCBA	103	703
DONALDSON, J.	AR	TCBA	101	673
HARPER, B.	RO	TCBA	100	755
TROUT, M.	HI	TCBA	98	588
BELLINGER, C.	WA	TCBA	98	699
CONFORTO, M.	ES	TCBA	91	647

The 10 players with the most Strikeouts

Name	Tm	Lg	SO	PA
HARPER, B.	RO	TCBA	228	755
ALONSO, P.	HH	TCBA	205	681
SUAREZ, E.	MR	TCBA	205	681
ACUNA, R.	HI	TCBA	205	699
SOLER, J.	BT	TCBA	176	725
CALHOUN, K.	EA	TCBA	166	593
DONALDSON, J.	AR	TCBA	165	673
GRICHUK, R.	AR	TCBA	162	640
STORY, T.	MR	TCBA	161	619
HOSKINS, R.	AR	TCBA	161	657

**The 13 players with the best Wins - Losses**

Name	Tm	Lg	W - L	PCT
GREINKE, Z.	ES	TCBA	24- 5	.828
CORBIN, P.	ES	TCBA	21- 7	.750
GRAY, S.	FR	TCBA	19- 2	.905
MORTON, C.	RO	TCBA	19- 4	.826
FIERS, M.	EA	TCBA	18- 8	.692
FRIED, M.	FR	TCBA	18- 8	.692
MINOR, M.	BT	TCBA	18- 8	.692
COLE, G.	BB	TCBA	17- 7	.708
STRASBURG, S.	AR	TCBA	17-11	.607

4 players tied at 16

**The 10 players with the lowest Earned Run Average**

Name	Tm	Lg	ERA	IP
GRAY, S.	FR	TCBA	2.45	198.0
SANCHEZ, A.	WC	TCBA	2.64	198.0
GREINKE, Z.	ES	TCBA	2.76	250.2
BIEBER, S.	BT	TCBA	2.86	208.0
deGROM, J.	MI	TCBA	2.91	232.0
SCHERZER, M.	EB	TCBA	2.96	201.0
CORBIN, P.	ES	TCBA	3.00	228.0
COLE, G.	BB	TCBA	3.04	224.2
CASTILLO, L.	HI	TCBA	3.14	217.2
MORTON, C.	RO	TCBA	3.18	209.1

**The 10 players with the most Strikeouts**

Name	Tm	Lg	SO	IP
VERLANDER, J.	NE	TCBA	288	227.1
COLE, G.	BB	TCBA	281	224.2
STRASBURG, S.	AR	TCBA	277	213.1
deGROM, J.	MI	TCBA	269	232.0
DARVISH, Y.	FF	TCBA	262	195.2
FLAHERTY, J.	SI	TCBA	262	216.0
MORTON, C.	RO	TCBA	259	209.1
LYNN, L.	WC	TCBA	256	239.2
NOLA, A.	LI	TCBA	255	215.0
SCHERZER, M.	EB	TCBA	253	201.0







U-TCBA20 - Tcba Today ML2019 - Batting Lead...

### The 10 players with the most MultiHit Games

Name	Tm	Lg	MHG	PA
BLACKMON, C.	ID	TCBA	64	664
MERRIFIELD, W.	WA	TCBA	64	756
GURRIEL, Y.	FR	TCBA	61	599
SOLER, J.	BT	TCBA	60	725
ALBIES, O.	ES	TCBA	59	717
MARTE, K.	WC	TCBA	58	646
ARENADO, N.	BB	TCBA	55	653
BREGMAN, A.	FR	TCBA	55	703
SEMIEN, M.	EB	TCBA	55	740
IGLESIAS, J.	WC	TCBA	53	520

### The 13 players with the most Stolen Bases

Name	Tm	Lg	SB	ASB
VILLAR, J.	BR	TCBA	39	44
ACUNA, R.	HI	TCBA	38	46
MARTE, S.	BB	TCBA	32	36
TATIS, F.	HO	TCBA	32	37
SMITH, M.	RI	TCBA	32	45
MONDESI, A.	FR	TCBA	31	36
STORY, T.	MR	TCBA	30	36
PHAM, T.	EA	TCBA	28	31

5 players tied at 25

U-TCBA20 - Tcba Today ML2019 - Pitching Lea...

### The 10 players with the most Innings Pitched

Name	Tm	Lg	IP	G
GREINKE, Z.	ES	TCBA	250.2	35
LYNN, L.	WC	TCBA	239.2	37
RODRIGUEZ, E.	GU	TCBA	234.1	35
deGROM, J.	MI	TCBA	232.0	33
CORBIN, P.	ES	TCBA	228.0	34
VERLANDER, J.	NE	TCBA	227.1	35
COLE, G.	BB	TCBA	224.2	32
GONZALES, M.	NE	TCBA	223.2	35
MINOR, M.	BT	TCBA	222.2	33
BERRIOS, J.	NE	TCBA	221.2	34

### The 17 players with the most Games Started

Name	Tm	Lg	GS	IP-s
LYNN, L.	WC	TCBA	37	239.2
NOVA, I.	RO	TCBA	36	196.1
RODRIGUEZ, E.	GU	TCBA	35	234.1
VERLANDER, J.	NE	TCBA	35	227.1
GONZALES, M.	NE	TCBA	35	223.2
GREINKE, Z.	ES	TCBA	34	249.2
CORBIN, P.	ES	TCBA	34	228.0
NOLA, A.	LI	TCBA	34	215.0

9 players tied at 33

### The 12 players with the most Complete Games

Name	Tm	Lg	CG	GS
COLE, G.	BB	TCBA	8	31
BUCHHOLZ, C.	HO	TCBA	7	31
BERRIOS, J.	NE	TCBA	7	33
CASTILLO, L.	HI	TCBA	6	32
deGROM, J.	MI	TCBA	6	33
GREINKE, Z.	ES	TCBA	6	34
GONZALES, M.	NE	TCBA	6	35
RODRIGUEZ, E.	GU	TCBA	6	35

4 players tied at 5



fielding