

The 10 players with the highest Range at Second Base

Name	Tm	Lg	RNG	INN
DIAZ, I.	HH	TCBA	5.03	755.0
GORDON, D.	ID	TCBA	4.81	717.0
ODOR, R.	HO	TCBA	4.68	881.0
SCHOOP, J.	SS	TCBA	4.50	675.1
FLETCHER, D.	FF	TCBA	4.45	1213.1
CANO, R.	LI	TCBA	4.43	680.2
TORRES, G.	EA	TCBA	4.41	1175.0
HERNANDEZ, C.	BR	TCBA	4.39	1056.0
KIPNIS, J.	HI	TCBA	4.32	667.1
WONG, K.	AR	TCBA	4.23	1077.2

The 10 players with the highest Fielding Average at Second Base

Name	Tm	Lg	FLD	INN
WONG, K.	AR	TCBA	.994	1077.2
SCHOOP, J.	SS	TCBA	.994	675.1
KIPNIS, J.	HI	TCBA	.994	667.1
ALTUVE, J.	RO	TCBA	.991	1001.0
LOPEZ, N.	SS	TCBA	.990	651.1
SANCHEZ, Y.	EB	TCBA	.990	729.2
LeMAHIEU, D.	GU	TCBA	.988	1050.2
GORDON, D.	ID	TCBA	.987	717.0
FRAZIER, A.	MI	TCBA	.985	1194.1
McMAHON, R.	BT	TCBA	.985	871.0

The 10 players with the highest Range at Third Base

Name	Tm	Lg	RNG	INN
GUERRERO, V.	HO	TCBA	2.34	1044.2
SUAREZ, E.	MR	TCBA	2.16	1338.2
MORAN, C.	RI	TCBA	2.15	1060.1
URSHELA, G.	ID	TCBA	2.10	1005.1
TURNER, J.	NE	TCBA	2.10	929.1
DONALDSON, J.	AR	TCBA	2.03	1405.2
CHAPMAN, M.	SS	TCBA	1.99	1349.1
RAMIREZ, J.	WC	TCBA	1.98	1105.0
DEVERS, R.	GU	TCBA	1.97	1267.0
SEAGER, K.	BR	TCBA	1.95	946.1

The 10 players with the highest Fielding Average at Third Base

Name	Tm	Lg	FLD	INN
DONALDSON, J.	AR	TCBA	.991	1405.2
ARENADO, N.	BB	TCBA	.988	1311.1
CHAPMAN, M.	SS	TCBA	.980	1349.1
RAMIREZ, J.	WC	TCBA	.980	1105.0
MACHADO, M.	HH	TCBA	.975	1261.2
MORAN, C.	RI	TCBA	.973	1060.1
BREGMAN, A.	FR	TCBA	.971	1355.2
DEVERS, R.	GU	TCBA	.965	1267.0
LONGORIA, E.	LI	TCBA	.964	1051.2
SEAGER, K.	BR	TCBA	.962	946.1

The 10 players with the highest Range at Shortstop

Name	Tm	Lg	RNG	INN
CRAWFORD, J.	HO	TCBA	5.33	629.1
GALVIS, F.	FR	TCBA	4.82	791.1
BAEZ, J.	HH	TCBA	4.82	1078.0
IGLESIAS, J.	WC	TCBA	4.81	1175.1
GOODRUM, N.	EA	TCBA	4.72	766.2
ANDERSON, T.	AR	TCBA	4.69	1013.1
ROSARIO, A.	ID	TCBA	4.67	1310.2
DeJONG, P.	BR	TCBA	4.65	1197.0
MONDESI, A.	FR	TCBA	4.63	692.0
ADAMES, W.	HI	TCBA	4.62	1196.0

The 10 players with the highest Fielding Average at Shortstop

Name	Tm	Lg	FLD	INN
ADAMES, W.	HI	TCBA	.994	1196.0
GALVIS, F.	FR	TCBA	.991	791.1
STORY, T.	MR	TCBA	.986	1264.2
LINDOR, F.	ES	TCBA	.985	1259.2
MONDESI, A.	FR	TCBA	.983	692.0
DeJONG, P.	BR	TCBA	.983	1197.0
SEMIEN, M.	EB	TCBA	.980	1448.1
SIMMONS, A.	NE	TCBA	.978	950.0
BAEZ, J.	HH	TCBA	.976	1078.0
ROJAS, M.	BT	TCBA	.976	642.0

The 10 players with the highest Range in Left Field

Name	Tm	Lg	RNG	INN
BRANTLEY, M.	BB	TCBA	1.92	1001.0
MARKAKIS, N.	ES	TCBA	1.90	685.2
SCHWARBER, K.	WA	TCBA	1.84	762.1
SMITH, M.	RI	TCBA	1.83	793.0
CASTELLANOS, N.	AR	TCBA	1.73	1283.0
MYERS, W.	SS	TCBA	1.68	632.0
REYNOLDS, B.	WC	TCBA	1.68	910.2
CALHOUN, K.	EA	TCBA	1.66	1197.1
JIMENEZ, E.	SI	TCBA	1.64	842.2
MARTINEZ, J.	EB	TCBA	1.64	625.1

The 10 players with the highest Fielding Average in Left Field

Name	Tm	Lg	FLD	INN
BRANTLEY, M.	BB	TCBA	.991	1001.0
SOLER, J.	BT	TCBA	.988	1347.2
CALHOUN, K.	EA	TCBA	.987	1197.1
MYERS, W.	SS	TCBA	.975	632.0
ALVAREZ, Y.	FF	TCBA	.964	650.0
SMITH, M.	RI	TCBA	.964	793.0
BLACKMON, C.	ID	TCBA	.961	1232.2
REYNOLDS, B.	WC	TCBA	.960	910.2
MARTINEZ, J.	EB	TCBA	.958	625.1
CASTELLANOS, N.	AR	TCBA	.957	1283.0

The 10 players with the highest Range in Center Field

Name	Tm	Lg	RNG	INN
GARCIA, A.	ES	TCBA	3.22	849.0
CANHA, M.	FR	TCBA	3.19	675.1
PUIG, Y.	WC	TCBA	2.96	1257.1
ACUNA, R.	HI	TCBA	2.93	1369.0
MANCINI, T.	GU	TCBA	2.92	772.1
CAIN, L.	LI	TCBA	2.84	1194.1
PHAM, T.	EA	TCBA	2.83	1230.0
EATON, A.	AR	TCBA	2.82	1203.2
YELICH, C.	SS	TCBA	2.81	898.1
MARTE, S.	BB	TCBA	2.78	780.0

The 10 players with the highest Fielding Average in Center Field

Name	Tm	Lg	FLD	INN
YELICH, C.	SS	TCBA	1.000	898.1
POLLOCK, A.	RO	TCBA	1.000	665.2
CAIN, L.	LI	TCBA	.997	1194.1
ACUNA, R.	HI	TCBA	.996	1369.0
PUIG, Y.	WC	TCBA	.995	1257.1
PHAM, T.	EA	TCBA	.992	1230.0
MARGOT, M.	HH	TCBA	.992	799.1
EATON, A.	AR	TCBA	.990	1203.2
PILLAR, K.	HO	TCBA	.988	814.0
SOTO, J.	ID	TCBA	.984	830.2

The 10 players with the highest Range in Right Field

Name	Tm	Lg	RNG	INN
MARTINEZ, J.	NE	TCBA	2.06	939.0
CONFORTO, M.	ES	TCBA	1.95	1246.1
LAUREANO, R.	BB	TCBA	1.93	691.1
JUDGE, A.	EA	TCBA	1.91	824.0
HARPER, B.	RO	TCBA	1.78	1327.0
BRYANT, K.	BT	TCBA	1.77	962.2
VERDUGO, A.	SI	TCBA	1.70	665.2
GRICHUK, R.	AR	TCBA	1.70	1217.2
MERCADO, O.	WC	TCBA	1.70	651.2
TROUT, M.	HI	TCBA	1.69	1118.0

The 10 players with the highest Fielding Average in Right Field

Name	Tm	Lg	FLD	INN
KEPLER, M.	EB	TCBA	1.000	835.2
HARPER, B.	RO	TCBA	.996	1327.0
BETTS, M.	MR	TCBA	.994	936.0
LAUREANO, R.	BB	TCBA	.993	691.1
CONFORTO, M.	ES	TCBA	.993	1246.1
ROSARIO, E.	FR	TCBA	.985	797.2
TROUT, M.	HI	TCBA	.981	1118.0
MERCADO, O.	WC	TCBA	.976	651.2
PEDERSON, J.	LI	TCBA	.971	782.0
GRICHUK, R.	AR	TCBA	.970	1217.2

The 10 players with the highest Fielding Average at First Base

Name	Tm	Lg	FLD	INN
BELLINGER, C.	WA	TCBA	.999	1366.2
AGUILAR, J.	BR	TCBA	.999	794.2
DAVIS, C.	HI	TCBA	.998	733.2
MORELAND, M.	GU	TCBA	.998	657.1
FREEMAN, F.	WC	TCBA	.998	1349.0
GURRIEL, Y.	FR	TCBA	.998	1143.2
OLSON, M.	EA	TCBA	.998	885.2
RIZZO, A.	BT	TCBA	.997	1146.2
HOSMER, E.	ES	TCBA	.996	925.2
VOTTO, J.	EB	TCBA	.996	1152.2

The 10 players with the highest Fielding Average at Pitcher


Name	Tm	Lg	FLD	INN
GREINKE, Z.	ES	TCBA	1.000	250.2
RODRIGUEZ, E.	GU	TCBA	1.000	234.1
HENDRICKS, K.	FF	TCBA	1.000	199.1
BUCHHOLZ, C.	HO	TCBA	1.000	196.1
QUINTANA, J.	NE	TCBA	1.000	190.2
FIERS, M.	EA	TCBA	1.000	189.2
SOROKA, M.	EA	TCBA	1.000	185.2
LEAKE, M.	HH	TCBA	1.000	178.1
PINEDA, M.	ES	TCBA	1.000	170.2
YARBROUGH, R.	BR	TCBA	1.000	156.2

The 10 players with the highest Fielding Average at Catcher

Name	Tm	Lg	FLD	INN
MALDONADO, M.	HO	TCBA	.999	902.0
REALMUTO, J.	ES	TCBA	.998	1187.2
JANSEN, D.	EB	TCBA	.998	695.0
PEREZ, R.	BB	TCBA	.998	1014.1
POSEY, B.	HH	TCBA	.998	744.1
PHEGLEY, J.	EB	TCBA	.997	649.1
FLOWERS, T.	AR	TCBA	.997	660.1
GRANDAL, Y.	WC	TCBA	.996	1273.0
McCANN, J.	EA	TCBA	.995	905.2
WOLTERS, T.	BT	TCBA	.994	665.0

The 10 players with the lowest Opposition Stolen Base Average at Catcher

Name	Tm	Lg	OSBA	INN
REALMUTO, J.	ES	TCBA	.091	1187.2
VILORIA, M.	SI	TCBA	.155	869.0
PEREZ, R.	BB	TCBA	.186	1014.1
JANSEN, D.	EB	TCBA	.207	695.0
GRANDAL, Y.	WC	TCBA	.240	1273.0
VAZQUEZ, C.	GU	TCBA	.256	880.1
ALFARO, J.	MR	TCBA	.270	900.1
WOLTERS, T.	BT	TCBA	.298	665.0
PHEGLEY, J.	EB	TCBA	.319	649.1
POSEY, B.	HH	TCBA	.326	744.1



• FRAWLINGS •
GOLD GLOVE AWARD

Pitcher – Eduardo Rodriguez of Gunpowder had 43 chances without an error, just edging Clay Buchholtz (HO) and Kyle Hendricks (FF) with 42 chances apiece
Catcher – J.T. Realmuto of Edinburgh earned 19 of 20 possible points
First Base – Cody Bellinger of Waukesha fielded .9991 to edge Jesus Aguilar (BR, .9985)
Second Base – Jonathan Schoop of Scranton earned 16 points
Third Base – Josh Donaldson of Arlington earned 15 points
Shortstop – Freddy Galvis of Farmington earned 18 points
Left Field – Michael Brantley of Beacon had a perfect score of 20 points (!!)
Center Field – Ronald Acuna, Jr. of Hilton Head and Yasiel Puig of West Coast each earned 14 points to each win a glove
Right Field – Michael Conforto of Edinburgh and Ramon Laureano of Beacon each earned 15 points to each win a glove.





POSTSEASON

TCBA

#8 West Coast at #1 Farmington

#7 Newark at #2 Bethesda

#6 Rochester at #3 Edinburgh

#5 Beacon at #4 Morgantown

First Round

#5 Seed Beacon defeats Central Division champion #4 Seed Morgantown in six games

U-TCBA20 - Beacon Braves - Game Summaries

6 Games Played

Date	No.	Team	R	H	E	G Sc	Starters	Decisions	Save	
09/28/19	6	Beacon Braves	7	8	0	60	J. PAXTON	W, J. PAXTON	K. GILES	
26:11m	6	Morgantown Raiders	5	9	0	21	D. DUFFY	L, D. DUFFY		
Date	No.	Team	R	H	E	Inn	G Sc	Starters	Decisions	Save
09/27/19	5	Morgantown Raiders	4	5	1	11	72	J. MEANS	W, T. ROGERS	None
23:58m	5	Beacon Braves	3	7	0		65	G. COLE	L, L. HENDRIKS	
Date	No.	Team	R	H	E	G Sc	Starters	Decisions	Save	
09/26/19	4	Morgantown Raiders	2	6	0	32	C. ANDERSON	L, C. ANDERSON		
25:17m	4	Beacon Braves	13	16	1	59	F. MONTAS	W, F. MONTAS	None	
Date	No.	Team	R	H	E	G Sc	Starters	Decisions	Save	
09/25/19	3	Morgantown Raiders	1	5	0	62	T. ROARK	L, T. ROARK		
15:20m	3	Beacon Braves	2	7	0	62	M. STROMAN	W, M. STROMAN	L. HENDRIKS	
Date	No.	Team	R	H	E	G Sc	Starters	Decisions	Save	
09/24/19	2	Beacon Braves	3	6	0	30	J. PAXTON	L, J. PAXTON		
27:04m	2	Morgantown Raiders	5	6	2	58	D. DUFFY	W, D. DUFFY	None	
Date	No.	Team	R	H	E	G Sc	Starters	Decisions	Save	
09/23/19	1	Beacon Braves	10	14	3	47	G. COLE	W, G. COLE	None	
26:14m	1	Morgantown Raiders	4	6	0	31	J. MEANS	L, J. MEANS		

#6 Seed Rochester upsets Capitol Division #3 Seed Edinburgh in five games

U-TCBA20 - Rochester Cheetahs - Game Summaries

5 Games Played

Date	No.	Team	R	H	E	G Sc	Starters	Decisions	Save
09/27/19	5	Edinburgh Scotsmen	2	7	0	52	M. PINEDA	L, M. PINEDA	
17:47m	5	Rochester Cheetahs	3	10	1	70	C. HAMELS	W, C. HAMELS	J. WEBB
09/26/19	4	Edinburgh Scotsmen	1	5	0	39	P. CORBIN	L, P. CORBIN	
15:50m	4	Rochester Cheetahs	4	9	0	65	C. MORTON	W, C. MORTON	B. WORKMAN
09/25/19	3	Edinburgh Scotsmen	1	9	1	58	T. GLASNOW	L, T. GLASNOW	
16:34m	3	Rochester Cheetahs	4	4	0	53	G. GONZALEZ	W, G. GONZALEZ	J. ALVAREZ
09/24/19	2	Rochester Cheetahs	4	7	0	84	B. ANDERSON	W, B. ANDERSON	None
16:05m	2	Edinburgh Scotsmen	0	2	1	45	Z. GREINKE	L, Z. GREINKE	
09/23/19	1	Rochester Cheetahs	2	6	1	23	C. MORTON	L, C. MORTON	
23:13m	1	Edinburgh Scotsmen	6	10	0	62	M. CLEVINGER	W, M. CLEVINGER	A. BASS

#7 Seed Newark upsets Metro Division Champion #2 Seed Bethesda in six games


6 Games Played

Date	No.	Team	R	H	E	G Sc	Starters	Decisions	Save
09/28/19	6	Newark Eagles	3	11	0	89	J. BERRIOS	W, J. BERRIOS	None
15:29m	6	Bethesda Bambinos	0	2	1	41	M. MINOR	L, M. MINOR	
09/27/19	5	Bethesda Bambinos	3	6	2	53	S. BIEBER	L, S. BIEBER	
11:13m	5	Newark Eagles	5	5	1	74	J. VERLANDER	W, J. VERLANDER	None
09/26/19	4	Bethesda Bambinos	4	12	0	58	A. CIVALE	W, J. SMITH	F. VAZQUEZ
21:06m	4	Newark Eagles	2	3	1	44	J. QUINTANA	L, H. ROBLES	
09/25/19	3	Bethesda Bambinos	3	7	1	47	C. PADDACK	L, F. VAZQUEZ	
19:39m	3	Newark Eagles	4	10	2	51	M. GONZALES	W, W. HARRIS	None
09/24/19	2	Newark Eagles	10	11	0	58	J. BERRIOS	W, J. BERRIOS	None
17:46m	2	Bethesda Bambinos	2	6	0	32	M. MINOR	L, M. MINOR	
09/23/19	1	Newark Eagles	4	7	0	58	J. VERLANDER	L, W. HARRIS	
19:59m	1	Bethesda Bambinos	7	9	1	54	S. BIEBER	W, F. VAZQUEZ	None

#1 Seed Atlantic Champion Farmington needs 7 games to defeat #8 seed West Coast

7 Games Played

Date	No.	Team	R	H	E	G Sc	Starters	Decisions	Save	
09/29/19	7	West Coast Wrecking Crew	6	8	1	38	A. SANCHEZ	L, S. CISHEK		
33:09m	7	Farmington Rats	7	15	1	54	C. KERSHAW	W, S. OBERG	None	
Date	No.	Team	R	H	E	G Sc	Starters	Decisions	Save	
09/28/19	6	West Coast Wrecking Crew	6	6	0	73	J. HAPP	W, J. HAPP	None	
16:59m	6	Farmington Rats	2	5	0	60	S. GRAY	L, S. GRAY		
Date	No.	Team	R	H	E	G Sc	Starters	Decisions	Save	
09/27/19	5	Farmington Rats	8	12	1	42	M. FRIED	L, J. GARCIA		
33:02m	5	West Coast Wrecking Crew	9	12	0	44	L. LYNN	W, L. LYNN	S. CISHEK	
Date	No.	Team	R	H	E	Inn	G Sc	Starters	Decisions	Save
09/26/19	4	Farmington Rats	3	7	1	10	64	R. HILL	L, O. DRAKE	
31:34m	4	West Coast Wrecking Crew	4	5	0		54	T. SKAGGS	W, T. WEBB	None
Date	No.	Team	R	H	E	Inn	G Sc	Starters	Decisions	Save
09/25/19	3	Farmington Rats	8	13	0	11	65	J. ODORIZZI	W, G. GALLEGOS	C. MARTINEZ
34:52m	3	West Coast Wrecking Crew	6	9	1		45	A. SANCHEZ	L, Y. GARCIA	
Date	No.	Team	R	H	E	G Sc	Starters	Decisions	Save	
09/24/19	2	West Coast Wrecking Crew	4	6	2		34	Z. GALLEN	L, Z. GALLEN	
24:33m	2	Farmington Rats	10	8	0		52	C. KERSHAW	W, C. KERSHAW	None
Date	No.	Team	R	H	E	G Sc	Starters	Decisions	Save	
09/23/19	1	West Coast Wrecking Crew	2	4	0		52	L. LYNN	L, L. LYNN	
26:05m	1	Farmington Rats	5	7	0		65	S. GRAY	W, S. GRAY	G. GALLEGOS



	W	L	PCT	GB	STRK	Last 10	Home	Away	1 Run	X-Inn
Tcba Today ML2019										
Metro Division										
Beacon Braves	4	2	.667	-	W 1	4-2	2-1	2-1	1-1	0-1
Newark Eagles	4	2	.667	-	W 2	4-2	2-1	2-1	1-0	1-0
Bethesda Bambinos	2	4	.333	2.0	L 2	2-4	1-2	1-2	0-1	0-1
Central Division										
Morgantown Raiders	2	4	.333	-	L 1	2-4	1-2	1-2	1-1	1-0
Capitol Division										
Edinburgh Scotsmen	1	4	.200	-	L 4	1-4	1-1	0-3	0-1	0-0
Atlantic Division										
Rochester Cheetahs	4	1	.800	-	W 4	4-1	3-0	1-1	1-0	0-0
Farmington Rats	4	3	.571	1.0	W 1	4-3	3-1	1-2	1-2	1-1
West Coast Wrecking Crew	3	4	.429	2.0	L 1	3-4	2-1	1-3	2-1	1-1



U-TCBA20 - TCBA 2020 Playoff Round 1 - Club Batting

8 Teams	AVG	OBP	SLG	G	AB	H	2B	3B	HR	R	R/G	SO	BB	LOB	SB	CS
Beacon Braves	.275	.338	.555	6	211	58	14	0	15	38	6.3	45	19	36	11	4
Farmington Rats	.264	.338	.528	7	254	67	9	5	16	43	6.1	60	25	51	0	0
Newark Eagles	.237	.306	.449	6	198	47	12	0	10	28	4.7	51	18	35	1	2
Rochester Cheetahs	.225	.328	.456	5	160	36	13	0	8	17	3.4	41	22	43	3	0
West Coast Wrecking Crew	.214	.288	.432	7	234	50	8	2	13	37	5.3	62	24	38	1	0
Bethesda Bambinos	.212	.274	.394	6	198	42	12	0	8	19	3.2	60	17	35	2	0
Edinburgh Scotsmen	.205	.251	.410	5	161	33	9	0	8	10	2.0	38	8	29	0	1
Morgantown Raiders	.189	.249	.398	6	196	37	12	1	9	21	3.5	60	13	29	2	0
TCBA 2020 Playoff Round 1	.230	.299	.457	24	1612	370	89	8	87	213	8.9	417	146	296	20	7

StatMaster
Select Reports Multi Options Window Help

U-TCBA20 - TCBA 2020 Playoff Round 1 - Batting Leaders

The 14 players with the most Runs Scored

Name	Tm	Lg	R	PA
BREGMAN, A.	FR	TCBA	10	34
CANHA, M.	FR	TCBA	8	33
GOLDSCHMIDT, P.	BB	TCBA	7	27
BETTS, M.	MR	TCBA	6	26
MARTE, K.	WC	TCBA	6	30

9 players tied at 5

The 11 players with the most Hits

Name	Tm	Lg	H	PA
BREGMAN, A.	FR	TCBA	11	34
GURRIEL, Y.	FR	TCBA	10	32
IGLESIAS, J.	WC	TCBA	9	28

8 players tied at 8

The 151 players with the most Triples

Name	Tm	Lg	3B	PA
BROWN, S.	WC	TCBA	2	7
MONDESI, A.	FR	TCBA	2	10
SPRINGER, G.	FR	TCBA	2	27
ROSARIO, E.	FR	TCBA	1	12
ALFARO, J.	MR	TCBA	1	22

146 players tied at 0

The 11 players with the most Runs Batted In

Name	Tm	Lg	RBI	PA
PEREZ, R.	BB	TCBA	12	23
GURRIEL, Y.	FR	TCBA	10	32
RAMIREZ, J.	WC	TCBA	9	28
BREGMAN, A.	FR	TCBA	8	34
SPRINGER, G.	FR	TCBA	7	27
TURNER, J.	NE	TCBA	7	27
MARTINEZ, J.	RO	TCBA	6	26
IGLESIAS, J.	BT	TCBA	6	26
IGLESIAS, J.	WC	TCBA	6	28

2 players tied at 5

The 25 players with the most Doubles

Name	Tm	Lg	2B	PA
SANDOVAL, P.	RO	TCBA	3	5
MCCUTCHEEN, A.	NE	TCBA	3	14
LUPLOW, J.	MR	TCBA	3	17
RAMIREZ, H.	MR	TCBA	3	18
SPRINGER, G.	FR	TCBA	3	27
TURNER, J.	NE	TCBA	3	27

19 players tied at 2

The 24 players with the most Home Runs

Name	Tm	Lg	HR	PA
PEREZ, R.	BB	TCBA	5	23
BREGMAN, A.	FR	TCBA	5	34
MARTINEZ, J.	NE	TCBA	4	26
SANTANA, C.	RO	TCBA	3	21
RIZZO, A.	BT	TCBA	3	26
MARTE, S.	BB	TCBA	3	27
RAMIREZ, J.	WC	TCBA	3	28
MARTE, K.	WC	TCBA	3	30

16 players tied at 2

8 Teams	ERA	G	CG	SHO	QS	SV	IP	H	R	ER	HR	SO	BB	HB	WP	BK	OBA
Rochester Cheetahs	2.05	5	0	0	3	3	44.0	33	10	10	8	38	8	2	1	0	.205
Newark Eagles	3.00	6	2	1	3	0	54.0	42	19	18	8	60	17	0	0	0	.212
Beacon Braves	3.11	6	0	0	2	2	55.0	37	21	19	9	60	13	3	2	0	.189
Edinburgh Scotsmen	3.64	5	0	0	1	1	42.0	36	17	17	8	41	22	3	0	0	.225
Bethesda Bambinos	4.58	6	0	0	1	1	53.0	47	28	27	10	51	18	2	0	1	.237
Farmington Rats	4.64	7	0	0	3	2	64.0	50	37	33	13	62	24	1	1	0	.214
West Coast Wrecking Crew	5.83	7	1	0	1	1	63.1	67	43	41	16	60	25	4	0	0	.264
Morgantown Raiders	5.83	6	0	0	2	0	54.0	58	38	35	15	45	19	2	2	0	.275
TCBA 2020 Playoff Round 1	4.19	24	3	1	16	10	429.1	370	213	200	87	417	146	17	6	1	.230

U-TCBA20 - TCBA 2020 Playoff Round 1 - Batting Leaders

The 10 players with the highest Batting Average

Name	Tm	Lg	AVG	PA
PEREZ, R.	BB	TCBA	.400	23
SANTANA, C.	RO	TCBA	.400	21
KENDRICK, H.	NE	TCBA	.381	24
BREGMAN, A.	FR	TCBA	.379	34
REALMUTO, J.	ES	TCBA	.353	17
GOLDSCHMIDT, P.	BB	TCBA	.348	27
LAUREANO, R.	BB	TCBA	.348	27
SEGURA, J.	BB	TCBA	.348	27
SPRINGER, G.	FR	TCBA	.348	27
IGLESIAS, J.	WC	TCBA	.333	28

The 10 players with the highest Slugging Average

Name	Tm	Lg	SLG	PA
PEREZ, R.	BB	TCBA	1.250	23
SANTANA, C.	RO	TCBA	1.133	21
BREGMAN, A.	FR	TCBA	.931	34
SPRINGER, G.	FR	TCBA	.783	27
KENDRICK, H.	NE	TCBA	.762	24
MARTINEZ, J.	NE	TCBA	.760	26
MARTE, S.	BB	TCBA	.720	27
GOLDSCHMIDT, P.	BB	TCBA	.696	27
SEGURA, J.	BB	TCBA	.696	27
HARPER, B.	RO	TCBA	.650	23

U-TCBA20 - TCBA 2020 Playoff Round 1 - Pitching Leaders

The 23 players with the best Wins - Losses

Name	Tm	Lg	W - L	PCT
BERRIOS, J.	NE	TCBA	2 - 0	1.000

22 players tied at 1

The 16 players with the highest Win Percentage

Name	Tm	Lg	PCT	DEC
16 players tied at 1.000				

The 10 players with the lowest Earned Run Average

Name	Tm	Lg	ERA	IP
ANDERSON, B.	RO	TCBA	.00	8.1
HAMELS, C.	RO	TCBA	1.23	7.1
BERRIOS, J.	NE	TCBA	1.29	14.0
GONZALEZ, G.	RO	TCBA	1.42	6.1
STROMAN, M.	BB	TCBA	1.42	6.1
CLEVINGER, M.	ES	TCBA	2.45	7.1
ROARK, T.	MR	TCBA	2.57	7.0
HAPP, J.	WC	TCBA	2.70	10.0
VERLANDER, J.	NE	TCBA	3.60	15.0
PINEDA, M.	ES	TCBA	3.60	5.0

The 10 players with the most Earned Runs Prevented

Name	Tm	Lg	ERPT	IP
BERRIOS, J.	NE	TCBA	4.5	14.0
ANDERSON, B.	RO	TCBA	3.9	8.1
HAMELS, C.	RO	TCBA	2.4	7.1
GONZALEZ, G.	RO	TCBA	2.0	6.1
STROMAN, M.	BB	TCBA	2.0	6.1
HAPP, J.	WC	TCBA	1.7	10.0
CLEVINGER, M.	ES	TCBA	1.4	7.1
ROARK, T.	MR	TCBA	1.3	7.0
VERLANDER, J.	NE	TCBA	1.0	15.0
GRAY, S.	FR	TCBA	.5	14.0

U-TCBA20 - TCBA 2020 Playoff Round 1 - Club Fielding

8 Teams	FLD	G	PO	A	E	DP	TP	PB	OSB	OCS	OSBP	OSBA	DER	UER	UERP
Rochester Cheetahs	.989	5	132	50	2	3	0	0	0	1	.0	.000	.771	0	.0
Farmington Rats	.988	7	192	59	3	1	0	2	1	0	100.0	.141	.766	4	10.8
Edinburgh Scotsmen	.988	5	126	33	2	1	0	0	3	0	100.0	.643	.739	0	.0
Morgantown Raiders	.986	6	162	55	3	2	0	1	11	4	73.3	1.833	.708	3	7.9
West Coast Wrecking Crew	.984	7	190	52	4	5	0	1	0	0	.000	.698	2	4.7	
Newark Eagles	.981	6	162	42	4	4	0	0	2	0	100.0	.333	.721	1	5.3
Beacon Braves	.980	6	165	34	4	3	0	0	2	0	100.0	.327	.762	2	9.5
Bethesda Bambinos	.976	6	159	48	5	4	0	0	1	2	33.3	.170	.712	1	3.6
TCBA 2020 Playoff Round 1	.984	24	1288	373	27	23	0	4	20	7	74.1	.419	.733	13	6.1

TCBA

SEMI

FINAL

#5 Seeded Hyde Park makes short work of top seeded #1 Farmington, winning in 5 games

5 Games Played

Date	No.	Team	R	H	E	G Sc	Starters	Decisions	Save
10/04/19	5	Farmington Rats	2	4	0	55	C. KERSHAW	L, G. GALLEGOS	
18:01m	5	Beacon Braves	3	4	2	56	M. STROMAN	W, H. NERIS	L. HENDRIKS
10/03/19	4	Farmington Rats	1	4	1	56	R. HILL	L, R. HILL	
12:53m	4	Beacon Braves	3	8	0	76	F. MONTAS	W, L. HENDRIKS	None
10/02/19	3	Farmington Rats	6	7	1	47	S. GRAY	W, S. GRAY	G. GALLEGOS
21:46m	3	Beacon Braves	4	6	0	35	J. PAXTON	L, J. PAXTON	
10/01/19	2	Beacon Braves	5	7	0	75	G. COLE	W, G. COLE	None
17:28m	2	Farmington Rats	0	4	0	36	M. FRIED	L, M. FRIED	
09/30/19	1	Beacon Braves	6	9	1	63	M. STROMAN	W, T. KAHNLE	L. HENDRIKS
27:14m	1	Farmington Rats	5	9	0	56	J. ODORIZZI	L, J. GARCIA	

Led by Jon Lester, #7 seeded Newark upsets #6 seeded Rochester in six games.

6 Games Played

Date	No.	Team	R	H	E	G Sc	Starters	Decisions	Save
10/05/19	6	Newark Eagles	4	8	0	64	J. LESTER	W, J. LESTER	None
16:27m	6	Rochester Cheetahs	0	11	1	42	B. ANDERSON	L, B. ANDERSON	
10/04/19	5	Rochester Cheetahs	9	17	0	52	C. HAMELS	W, C. HAMELS	None
20:16m	5	Newark Eagles	4	6	0	35	M. GONZALES	L, M. GONZALES	
10/03/19	4	Rochester Cheetahs	4	4	1	64	C. MORTON	W, C. MORTON	J. WEBB
16:36m	4	Newark Eagles	2	4	2	51	J. BERRIOS	L, J. BERRIOS	
10/02/19	3	Rochester Cheetahs	2	4	1	50	G. GONZALEZ	L, G. GONZALEZ	
17:16m	3	Newark Eagles	3	7	0	80	J. VERLANDER	W, J. VERLANDER	W. HARRIS
10/01/19	2	Newark Eagles	9	13	0	55	J. LESTER	W, J. LESTER	None
23:15m	2	Rochester Cheetahs	2	8	1	43	B. ANDERSON	L, B. ANDERSON	
09/30/19	1	Newark Eagles	2	7	2	54	M. GONZALES	W, W. HARRIS	None
23:25m	1	Rochester Cheetahs	1	3	1	52	C. MORTON	L, B. WORKMAN	

U-TCBA20 - TCBA 2020 Playoff Round 2 - Club Batting

4 Teams	AVG	OBP	SLG	G	AB	H	2B	3B	HR	R	R/G	SO	BB	LOB	SB	CS	SBP
Rochester Cheetahs	.241	.305	.385	6	195	47	13	0	5	18	3.0	44	17	34	6	3	66.7
Newark Eagles	.227	.282	.414	6	198	45	17	1	6	24	4.0	54	14	33	3	1	75.0
Beacon Braves	.218	.309	.333	5	156	34	6	0	4	21	4.2	36	19	31	7	1	87.5
Farmington Rats	.172	.237	.362	5	163	28	10	0	7	14	2.8	49	13	28	0	0	-
TCBA 2020 Playoff Round 2	.216	.284	.376	11	712	154	46	1	22	77	7.0	183	63	126	16	5	76.2

U-TCBA20 - TCBA 2020 Playoff Round 2 - Club Pitching

4 Teams	ERA	G	CG	SHO	QS	SV	IP	H	R	ER	HR	SO	BB	HB	WP	BK	OBA
Newark Eagles	2.67	6	0	0	3	1	54.0	47	18	16	5	44	17	1	2	0	.241
Beacon Braves	2.80	5	0	0	2	2	45.0	28	14	14	7	49	13	1	0	0	.172
Rochester Cheetahs	3.40	6	0	0	1	1	53.0	45	24	20	6	54	14	1	0	0	.227
Farmington Rats	4.19	5	0	0	2	1	43.0	34	21	20	4	36	19	2	1	0	.218
TCBA 2020 Playoff Round 2	3.23	11	0	0	8	5	195.0	154	77	70	22	183	63	5	3	0	.216

U-TCBA20 - TCBA 2020 Playoff Round 2 - Club Fielding

4 Teams	FLD	G	PO	A	E	DP	TP	PB	OSB	OCS	OSBP	OSBA	DER	UER	UERP
Farmington Rats	.989	5	129	44	2	2	0	0	7	1	87.5	1.465	.738	1	4.8
Beacon Braves	.983	5	135	35	3	3	0	0	0	0	-	.000	.783	0	.0
Newark Eagles	.983	6	162	63	4	9	0	1	6	3	66.7	1.000	.695	2	11.1
Rochester Cheetahs	.977	6	159	52	5	2	0	0	3	1	75.0	.509	.698	4	16.7
TCBA 2020 Playoff Round 2	.982	11	585	194	14	16	0	1	16	5	76.2	.738	.724	7	9.1

The 10 players with the best Wins - Losses

Name	Tm	Lg	W - L	PCT
LESTER, J.	NE	TCBA	2-0	1.000
COLE, G.	BB	TCBA	1-0	1.000
GRAY, S.	FR	TCBA	1-0	1.000
HAMELS, C.	RO	TCBA	1-0	1.000
HARRIS, W.	NE	TCBA	1-0	1.000
HENDRIKS, L.	BB	TCBA	1-0	1.000
KAHNLE, T.	BB	TCBA	1-0	1.000
MORTON, C.	RO	TCBA	1-0	1.000
NERIS, H.	BB	TCBA	1-0	1.000
VERLANDER, J.	NE	TCBA	1-0	1.000

The 10 players with the lowest Earned Run Average

Name	Tm	Lg	ERA	IP
COLE, G.	BB	TCBA	.00	7.2
LESTER, J.	NE	TCBA	.63	14.1
VERLANDER, J.	NE	TCBA	1.13	8.0
MONTAS, F.	BB	TCBA	1.17	7.2
WORKMAN, B.	RO	TCBA	1.50	6.0
STROMAN, M.	BB	TCBA	2.38	11.1
MORTON, C.	RO	TCBA	3.00	9.0
ODORIZZI, J.	FR	TCBA	3.00	6.0
HILL, R.	FR	TCBA	3.86	7.0
GRAY, S.	FR	TCBA	4.76	5.2

The 11 players with the most Innings Pitched

Name	Tm	Lg	IP	G
LESTER, J.	NE	TCBA	14.1	2
STROMAN, M.	BB	TCBA	11.1	2
ANDERSON, B.	RO	TCBA	9.1	2
GONZALES, M.	NE	TCBA	9.0	2
MORTON, C.	RO	TCBA	9.0	2
VERLANDER, J.	NE	TCBA	8.0	1
COLE, G.	BB	TCBA	7.2	1
MONTAS, F.	BB	TCBA	7.2	1
HILL, R.	FR	TCBA	7.0	1
2 players tied at 6.0				

The 10 players with the highest Win Percentage

Name	Tm	Lg	PCT	DEC
LESTER, J.	NE	TCBA	1.000	2
COLE, G.	BB	TCBA	1.000	1
GRAY, S.	FR	TCBA	1.000	1
HAMELS, C.	RO	TCBA	1.000	1
HARRIS, W.	NE	TCBA	1.000	1
HENDRIKS, L.	BB	TCBA	1.000	1
KAHNLE, T.	BB	TCBA	1.000	1
MORTON, C.	RO	TCBA	1.000	1
NERIS, H.	BB	TCBA	1.000	1
VERLANDER, J.	NE	TCBA	1.000	1

The 10 players with the most Earned Runs Prevented

Name	Tm	Lg	ERPT	IP
LESTER, J.	NE	TCBA	4.1	14.1
COLE, G.	BB	TCBA	2.8	7.2
VERLANDER, J.	NE	TCBA	1.9	8.0
MONTAS, F.	BB	TCBA	1.8	7.2
WORKMAN, B.	RO	TCBA	1.2	6.0
STROMAN, M.	BB	TCBA	1.1	11.1

The 10 players with the highest Batting Average

Name	Tm	Lg	AVG	PA
MARTE, S.	BB	TCBA	.476	23
MARTINEZ, J.	NE	TCBA	.333	21
SOLANO, D.	RO	TCBA	.318	22
POLLOCK, A.	RO	TCBA	.316	21
BRUCE, J.	NE	TCBA	.313	19
HARPER, B.	RO	TCBA	.300	24
GURRIEL, Y.	FR	TCBA	.300	21
SANTANA, C.	RO	TCBA	.294	21
SOGARD, E.	BB	TCBA	.278	21
SEGURA, J.	BB	TCBA	.267	17

The 10 players with the highest On Base Percentage

Name	Tm	Lg	OBP	PA
MARTE, S.	BB	TCBA	.522	23
SANTANA, C.	RO	TCBA	.429	21
BRUCE, J.	NE	TCBA	.421	19
HARPER, B.	RO	TCBA	.417	24
ARRAEZ, L.	FR	TCBA	.412	17
PEREZ, R.	BB	TCBA	.412	17
POLLOCK, A.	RO	TCBA	.381	21
SOGARD, E.	BB	TCBA	.381	21
SEGURA, J.	BB	TCBA	.353	17
BRANTLEY, M.	BB	TCBA	.350	20

The 10 players with the highest Slugging Average

Name	Tm	Lg	SLG	PA
MARTE, S.	BB	TCBA	.857	23
MARTINEZ, J.	NE	TCBA	.714	21
BREGMAN, A.	FR	TCBA	.684	21
BRUCE, J.	NE	TCBA	.625	19
GURRIEL, Y.	FR	TCBA	.600	21
SANTANA, C.	RO	TCBA	.529	21
POLLOCK, A.	RO	TCBA	.526	21
SOLANO, D.	RO	TCBA	.455	22
ROSARIO, E.	FR	TCBA	.450	20
TURNER, J.	NE	TCBA	.409	25

The 10 players with the most Runs Created

Name	Tm	Lg	RC	PA
MARTE, S.	BB	TCBA	10.7	23
MARTINEZ, J.	NE	TCBA	5.0	21
BRUCE, J.	NE	TCBA	4.5	19
SANTANA, C.	RO	TCBA	4.3	21
GURRIEL, Y.	FR	TCBA	4.1	21
BROSSEAU, M.	BB	TCBA	4.0	1
BREGMAN, A.	FR	TCBA	3.9	21
POLLOCK, A.	RO	TCBA	3.7	21
HARPER, B.	RO	TCBA	3.4	24
SOLANO, D.	RO	TCBA	3.2	22

INDIVIDUAL LEADERS

U-TCBA20 - TCBA 2020 Playoff Round 2 - Batting Leaders

The 20 players with the most Runs Scored					The 12 players with the most Runs Batted In				
Name	Tm	Lg	R	PA	Name	Tm	Lg	RBI	PA
MARTE, S.	BB	TCBA	7	23	MARTINEZ, J.	NE	TCBA	5	21
TURNER, J.	NE	TCBA	5	25	MARTE, S.	BB	TCBA	5	23
MARTINEZ, J.	NE	TCBA	4	21	THAMES, E.	NE	TCBA	4	8
KENDRICK, H.	NE	TCBA	3	16	BRUCE, J.	NE	TCBA	4	19
BRANTLEY, M.	BB	TCBA	3	20	8 players tied at 3				
BREGMAN, A.	FR	TCBA	3	21					
SOGARD, E.	BB	TCBA	3	21					
ALTUVE, J.	RO	TCBA	3	24					
HARPER, B.	RO	TCBA	3	24					
11 players tied at 2									
The 13 players with the most Hits					The 12 players with the most Doubles				
Name	Tm	Lg	H	PA	Name	Tm	Lg	2B	PA
MARTE, S.	BB	TCBA	10	23	ROSARIO, E.	FR	TCBA	4	20
MARTINEZ, J.	NE	TCBA	7	21	DOZIER, B.	NE	TCBA	3	10
SOLANO, D.	RO	TCBA	7	22	GURRIEL, Y.	FR	TCBA	3	21
GURRIEL, Y.	FR	TCBA	6	21	SOLANO, D.	RO	TCBA	3	22
POLLOCK, A.	RO	TCBA	6	21	8 players tied at 2				
HARPER, B.	RO	TCBA	6	24					
7 players tied at 5									
The 76 players with the most Triples					The 18 players with the most Home Runs				
Name	Tm	Lg	3B	PA	Name	Tm	Lg	HR	PA
THAMES, E.	NE	TCBA	1	8	BREGMAN, A.	FR	TCBA	3	21
75 players tied at 0					MARTINEZ, J.	NE	TCBA	2	21
					MARTE, S.	BB	TCBA	2	23
					15 players tied at 1				

11:47 AM U-TCBA20 - TCBA 2020 Playoff Round 2

TCBBA



Team	1	2	3	4	5	6	7	8	9	R	H	E	LOB	DP
Newark Eagles	0	1	0	0	0	1	3	1	0	6	7	0	5	0
Beacon Braves	2	0	2	0	0	0	0	0	0	4	8	1	8	0

Newark Eagles (Game 1)																									
NAME	FT	AB	R	HRBI	2B	3B	HR	TB	SO	BB	IBB	HBP	SH	SF	SB	CS	GDP	AVG	PO	A	E	DP	PB		
J. TURNER, 3b		5	1	1	1	0	0	1	4	1	0	0	0	0	0	0	0	.200	0	4	0	0	0		
H. KENDRICK, 2b		4	1	0	0	0	0	0	0	1	0	0	0	0	0	0	0	.000	2	2	0	0	0		
B. DOZIER, ph-2b		1	0	0	0	0	0	0	0	1	0	0	0	0	0	0	0	.000	0	0	0	0	0		
J. MARTINEZ, lf		3	0	1	1	1	0	0	2	1	1	0	0	0	0	0	0	.333	0	0	0	0	0		
W. HARRIS, p		0	0	0	0	0	0	0	0	0	0	0	0	0	0	0	0	-							
E. ENCARNACION, 1b		4	0	0	0	0	0	0	0	1	0	0	0	0	0	0	0	.000	6	0	0	0	0		
E. THAMES, rf		3	1	1	0	0	0	0	1	1	0	0	1	0	0	0	0	.333	0	0	0	0	0		
A. DICKERSON, cf		4	1	2	1	0	0	1	5	0	0	0	0	0	0	0	0	.500	4	0	0	0	0		
A. SIMMONS, ss		4	0	1	1	0	0	0	1	1	0	0	0	0	0	1	0	.250	1	0	0	0	0		
A. AVILA, c		3	1	0	0	0	0	0	0	2	1	0	0	0	0	0	0	.000	12	1	0	0	0		
J. VERLANDER, p		1	0	0	0	0	0	0	0	0	0	0	0	0	0	0	0	.000							
A. McCUTCHEEN, ph		1	0	0	0	0	0	0	0	0	0	0	0	0	0	0	0	.000	0	0	0	0	0		
H. WOOD, p		0	0	0	0	0	0	0	0	0	0	0	0	0	0	0	0	-							
J. BRUCE, ph-lf		2	1	1	2	0	0	1	4	0	0	0	0	0	0	0	0	.500	2	0	0	0	0		
Totals		35	6	7	6	1	0	3	17	9	2	0	1	0	0	1	0								
NAME	FT	G	SC	IP	H	R	ER	2B	3B	HR	BF	SO	BB	IBB	HB	SH	SF	WP	BK	IR	ERA				
J. VERLANDER		39	4.0	5	4	4	1	0	1	20	6	3	0	0	0	1	0	0	0	0	9.00	0	1	0	0
H. WOOD, W, 1-0		2.0	2	0	0	0	0	0	0	8	3	0	0	0	0	0	0	0	0	0	.00	0	0	0	0
W. HARRIS, SOP S, 1		3.0	1	0	0	1	0	0	0	11	2	1	0	0	0	0	0	0	0	0	.00	0	0	0	0
Totals		9.0	8	4	4	2	0	1	39	11	4	0	0	0	1	0	0	0	0	0	27	8	0	0	0

Beacon Braves (Game 1)																								
NAME	FT	AB	R	HRBI	2B	3B	HR	TB	SO	BB	IBB	HBP	SH	SF	SB	CS	GDP	AVG	PO	A	E	DP	PB	
S. MARTE, cf		5	0	1	0	1	0	0	2	2	0	0	0	0	0	0	0	.200	4	0	0	0	0	
E. SOGARD, 2b		5	1	1	0	0	0	0	1	1	0	0	0	0	0	0	0	.200	0	0	0	0	0	
N. ARENADO, 3b		4	2	1	2	0	0	1	4	1	1	0	0	0	0	0	0	.250	0	2	0	0	0	
M. BRANTLEY, lf		3	1	2	1	1	0	0	3	1	1	0	0	0	0	0	0	.667	3	0	0	0	0	
P. GOLDSCHMIDT, 1b		4	0	3	1	0	0	0	3	0	0	0	0	0	0	0	0	.750	6	0	1	0	0	
R. LAUREANO, rf		4	0	0	0	0	0	0	0	2	0	0	0	0	0	0	0	.000	2	0	0	0	0	
J. SEGURA, ss		3	0	0	0	0	0	0	0	1	0	0	0	0	0	0	0	.000	1	2	0	0	0	
R. PRESSLY, p		0	0	0	0	0	0	0	0	0	0	0	0	0	0	0	0	-						
H. NERIS, p		0	0	0	0	0	0	0	0	0	0	0	0	0	0	0	0	-						
L. JACKSON, p		0	0	0	0	0	0	0	0	0	0	0	0	0	0	0	0	-						
T. KAHNLE, p		0	0	0	0	0	0	0	0	0	0	0	0	0	0	0	0	-						
J. HEYWARD, ph	I	0	0	0	0	0	0	0	0	0	1	0	0	0	0	0	0	-	0	0	0	0	0	
K. GILES, p		0	0	0	0	0	0	0	0	0	0	0	0	0	0	0	0	-						
R. PEREZ, c		3	0	0	0	0	0	0	0	2	1	0	0	0	0	0	0	.000	10	0	0	0	0	
G. COLE, p		1	0	0	0	0	0	0	0	1	0	0	0	1	0	0	0	.000						
A. HECHAVARRIA, ss		2	0	0	0	0	0	0	0	0	0	0	0	0	0	0	0	.000	1	0	0	0	0	
Totals		34	4	8	4	2	0	1	13	11	4	0	0	1	0	0	0							
NAME	FT	G	SC	IP	H	R	ER	2B	3B	HR	BF	SO	BB	IBB	HB	SH	SF	WP	BK	IR	ERA			
G. COLE		61	5.0	2	2	1	0	0	0	20	5	1	0	1	0	0	0	0	1	6.75	0	1	0	0
R. PRESSLY, SOP H, 1		1.1	1	1	1	1	0	0	6	2	1	0	0	0	0	0	0	1	-	0	0	0	0	
H. NERIS, SOP BS, 1; L, 0-1		.0	2	2	2	0	0	2	2	0	0	0	0	0	0	0	0	1	-	0	0	0	0	
L. JACKSON		1.1	2	1	1	0	0	1	6	0	0	0	0	0	0	0	0	0	6.75	0	0	0	0	
T. KAHNLE	I	.1	0	0	0	0	0	0	1	1	0	0	0	0	0	0	0	1	.00	0	0	0	0	
K. GILES		1.0	0	0	0	0	0	0	3	1	0	0	0	0	0	0	0	0	.00	0	0	0	0	
Totals		9.0	7	6	5	1	0	3	38	9	2	0	1	0	0	0	0	3		27	5	1	0	0

Game One

Late back-to-back home runs by pinch hitter Jay Bruce and Justin Turner stun reliever Hector Neris and the Braves.

Alex Dickerson adds a solo blast for insurance in the 8th as the Eagles come from behind to win the opener by a 6-4 margin.



Team	1	2	3	4	5	6	7	8	9	R	H	E	LOB	DP
Beacon Braves	0	0	0	0	0	0	0	0	0	0	5	0	9	0
Newark Eagles	2	0	0	2	0	0	0	0	0	4	6	0	4	0

Beacon Braves (Game 3)																										
NAME	FT	AB	R	HR	BI	2B	3B	HR	TB	SO	BB	IBB	HBP	SH	SF	SB	CS	GDP	AVG	PO	A	E	DP	PB		
S. MARTE, cf		4	0	1	0	0	0	0	1	1	0	0	0	0	0	0	0	0	.231	0	0	0	0			
H. NERIS, p		0	0	0	0	0	0	0	0	0	0	0	0	0	0	0	0	0	-							
J. SEGURA, ss		3	0	0	0	0	0	0	0	0	1	0	0	0	0	0	0	0	.111	1	0	0	0			
N. ARENADO, 3b		4	0	1	0	1	0	0	2	0	0	0	0	0	0	0	0	0	.333	1	1	0	0			
R. LAUREANO, rf		4	0	0	0	0	0	0	0	2	0	0	0	0	0	0	0	0	.091	1	0	0	0			
P. GOLDSCHMIDT, 1b		4	0	1	0	0	0	0	1	2	0	0	0	0	0	0	0	0	.417	3	0	0	0			
M. BRANTLEY, lf		3	0	0	0	0	0	0	0	0	1	0	0	0	0	1	0	0	.200	2	0	0	0			
M. BROSSAU, 2b	I	2	0	0	0	0	0	0	0	1	0	0	0	0	0	0	0	0	.000	0	1	0	0			
J. HEYWARD, ph-cf		2	0	0	0	0	0	0	0	0	0	0	0	0	0	0	0	0	.000	0	0	0	0			
R. PEREZ, c		2	0	2	0	1	0	0	3	0	2	1	0	0	0	0	0	0	.500	15	0	0	0			
M. STROMAN, p		1	0	0	0	0	0	0	0	1	0	0	0	0	0	0	0	0	.000							
J. REDDICK, ph		1	0	0	0	0	0	0	0	0	0	0	0	0	0	0	0	0	.000	0	0	0	0			
L. JACKSON, p		0	0	0	0	0	0	0	0	0	0	0	0	0	0	0	0	0	-							
E. SOGARD, ph		1	0	0	0	0	0	0	0	0	0	0	0	0	0	0	0	0	.111	0	0	0	0			
A. HECHAVARRIA, 2b		1	0	0	0	0	0	0	0	0	0	0	0	0	0	0	0	0	.000	1	0	0	0			
Totals		32	0	5	0	2	0	0	7	7	4	1	0	0	0	1	0	0								

NAME	FT	G	SC	IP	H	R	ER	2B	3B	HR	BF	SO	BB	IBB	HB	SH	SF	WP	BK	IR	ERA			
M. STROMAN, L, 0-1		45	4.0	3	4	4	2	0	1	16	6	1	0	1	0	0	1	0	0	9.00	0	1	0	0
L. JACKSON		2.0	1	0	0	0	0	0	0	8	5	1	0	0	0	0	0	0	0	2.70	0	0	0	0
H. NERIS		2.0	2	0	0	1	0	0	0	8	2	0	0	0	0	0	0	0	0	9.00	0	0	0	0
Totals		8.0	6	4	4	3	0	1	32	13	2	0	1	0	0	1	0	0		24	3	0	0	

NAME	FT	AB	R	HR	BI	2B	3B	HR	TB	SO	BB	IBB	HBP	SH	SF	SB	CS	GDP	AVG	PO	A	E	DP	PB
J. TURNER, 3b		3	1	1	0	0	0	0	1	2	1	0	0	0	0	0	0	0	.167	0	1	0	0	
H. KENDRICK, 2b		3	0	0	0	0	0	0	0	3	0	0	0	0	0	0	0	0	.000	1	3	0	0	
H. ROBLES, p		0	0	0	0	0	0	0	0	0	0	0	0	0	0	0	0	0	-					
E. ENCARNACION, ph-1b		1	0	0	0	0	0	0	0	1	0	0	0	0	0	0	0	0	.000	1	0	0	0	
M. FORD, 1b		4	0	1	0	1	0	0	2	1	0	0	0	0	0	0	0	0	.400	6	0	0	0	
J. QUINTANA, p	I	0	0	0	0	0	0	0	0	0	0	0	0	0	0	0	0	0	-					
J. TOMLIN, p		0	0	0	0	0	0	0	0	0	0	0	0	0	0	0	0	0	-					
J. MARTINEZ, lf		4	2	2	2	1	0	1	6	0	0	0	0	0	0	0	0	0	.300	1	0	0	0	
E. THAMES, rf		1	1	0	0	0	0	0	0	0	1	0	1	0	0	0	0	0	.250	2	0	0	0	
J. BRUCE, rf		1	0	0	0	0	0	0	0	0	0	0	0	0	0	0	0	0	.333	0	0	0	0	
A. DICKERSON, cf		3	0	0	0	0	0	0	0	2	0	0	0	0	0	0	0	0	.286	5	0	0	0	
A. SIMMONS, ss		3	0	2	2	1	0	0	3	0	0	0	0	0	0	1	1	0	.300	3	2	0	0	
A. AVILA, c		3	0	0	0	0	0	0	0	2	0	0	0	0	0	0	0	0	.000	7	0	0	0	
M. GONZALES, p		1	0	0	0	0	0	0	0	1	0	0	0	0	0	0	0	0	.000					
A. McCUTCHEN, ph		1	0	0	0	0	0	0	0	1	0	0	0	0	0	0	0	0	.000	0	0	0	0	
B. DOZIER, 2b		1	0	0	0	0	0	0	0	0	0	0	0	0	0	0	0	0	.000	1	1	0	0	
Totals		29	4	6	4	3	0	1	12	13	2	0	1	0	0	1	1	0						

NAME	FT	G	SC	IP	H	R	ER	2B	3B	HR	BF	SO	BB	IBB	HB	SH	SF	WP	BK	IR	ERA			
M. GONZALES, W, 1-0		60	5.0	4	0	0	1	0	0	21	4	2	1	0	0	0	0	0	0	.00	0	2	0	0
H. ROBLES, SOP H, 1		3.0	1	0	0	1	0	0	10	2	0	0	0	0	0	0	0	0	.00	0	0	0	0	
J. QUINTANA	I	.2	0	0	0	0	0	0	3	1	1	0	0	0	0	0	0	0	.00	0	0	0	0	
J. TOMLIN		.1	0	0	0	0	0	0	2	0	1	0	0	0	0	0	0	0	.00	0	0	0	0	
Totals		9.0	5	0	0	2	0	0	36	7	4	1	0	0	0	0	0	0	1		27	9	0	0



Game Three
A quartet of Eagle hurlers
combine to shutout the Braves
JD Martinez homers to in 2 runs
while Andrelton Simmons drives
home the other pair for Newark



Beacon

Game Four

Starling Marte leads off the game with a home run as the Braves score twice in the 1st inning, which is just enough for Beacon to again even the series.

Team	1	2	3	4	5	6	7	8	9	R	H	E	LOB	DP
Beacon Braves	2	0	0	0	0	0	0	0	0	2	6	0	5	1
Newark Eagles	0	0	0	1	0	0	0	0	0	1	3	0	2	0

Beacon Braves (Game 4)																								
NAME	FT	AB	R	HR	BI	2B	3B	HR	TB	SO	BB	IBB	HBP	SH	SF	SB	CS	GDP	AVG	PO	A	E	DP	PB
S. MARTE, cf		4	1	1	1	0	0	1	4	0	0	0	0	0	0	0	0	0	0	.235	2	0	0	0
E. SOGARD, 2b		4	1	1	0	0	0	0	1	1	0	0	0	0	0	0	0	0	0	.154	0	1	0	0
N. ARENADO, 3b		4	0	1	0	0	0	0	1	1	0	0	0	0	0	0	0	0	0	.313	0	2	0	0
M. BRANTLEY, lf		4	0	1	0	0	0	0	1	1	0	0	0	0	0	0	0	0	0	.214	4	0	0	0
P. GOLDSCHMIDT, 1b		3	0	0	1	0	0	0	0	2	0	0	0	0	1	0	0	0	0	.333	9	0	0	1
R. LAUREANO, rf		4	0	1	0	1	0	0	2	1	0	0	0	0	0	0	0	0	0	.133	1	0	0	0
J. SEGURA, ss		2	0	0	0	0	0	0	0	0	1	0	0	0	0	0	0	0	0	.091	1	1	0	1
J. HEYWARD, ph		1	0	0	0	0	0	0	0	0	0	0	0	0	0	0	0	0	0	.000	0	0	0	0
L. HENDRIKS, p		0	0	0	0	0	0	0	0	0	0	0	0	0	0	0	0	0	0	-				
R. PEREZ, c		3	0	0	0	0	0	0	0	2	0	0	0	0	0	0	0	0	0	.364	10	0	0	0
G. COLE, p		2	0	1	0	0	0	0	1	1	0	0	0	0	0	0	0	0	0	.333				
J. REDDICK, ph		1	0	0	0	0	0	0	0	0	0	0	0	0	0	0	0	0	0	.000	0	0	0	0
R. PRESSLY, p		0	0	0	0	0	0	0	0	0	0	0	0	0	0	0	0	0	0	-				
A. HECHAVARRIA, ss		0	0	0	0	0	0	0	0	0	0	0	0	0	0	0	0	0	0	.000	0	0	0	0
Totals		32	2	6	2	1	0	1	10	9	1	0	0	0	1	0	0	0	0					

NAME	FT	G	SC	IP	H	R	ER	2B	3B	HR	BF	SO	BB	IBB	HB	SH	SF	WP	BK	IR	ERA
G. COLE, W, 1- 0		69	6.0	2	1	1	0	0	1	20	6	1	0	0	0	0	0	0	0	0	1.64
R. PRESSLY, SOP H, 2		2.0	0	0	0	0	0	0	0	6	3	0	0	0	0	0	0	0	0	0	2.70
L. HENDRIKS, SOP S, 1		1.0	1	0	0	1	0	0	0	4	0	0	0	0	0	0	0	0	0	0	.00
Totals		9.0	3	1	1	1	0	1	30	9	1	0	0	0	0	0	0	0	0	0	27

Newark Eagles (Game 4)																								
NAME	FT	AB	R	HR	BI	2B	3B	HR	TB	SO	BB	IBB	HBP	SH	SF	SB	CS	GDP	AVG	PO	A	E	DP	PB
J. TURNER, 3b		4	0	1	0	1	0	0	2	1	0	0	0	0	0	0	0	0	0	.188	0	1	0	0
H. KENDRICK, 2b		4	0	0	0	0	0	0	0	1	0	0	0	0	0	0	0	0	0	.000	0	2	0	0
M. FORD, 1b		4	1	1	1	0	0	1	4	2	0	0	0	0	0	0	0	0	0	.333	4	0	0	0
H. PENCE, rf		3	0	0	0	0	0	0	0	1	0	0	0	0	0	0	0	0	0	.000	0	0	0	0
J. MARTINEZ, lf		3	0	1	0	0	0	0	1	1	0	0	0	0	0	0	0	0	0	.308	4	0	0	0
A. DICKERSON, cf		2	0	0	0	0	0	0	0	0	0	0	0	0	0	0	0	0	0	.222	3	0	0	0
H. WOOD, p		0	0	0	0	0	0	0	0	0	0	0	0	0	0	0	0	0	0	-				
E. THAMES, ph		1	0	0	0	0	0	0	0	0	0	0	0	0	0	0	0	0	0	.200	0	0	0	0
W. HARRIS, p		0	0	0	0	0	0	0	0	0	0	0	0	0	0	0	0	0	0	-				
A. SIMMONS, ss		3	0	0	0	0	0	0	0	0	0	0	0	0	0	0	0	0	0	.231	3	2	0	0
A. AVILA, c		3	0	0	0	0	0	0	0	2	0	0	0	0	0	0	0	0	0	.000	10	0	0	0
J. VERLANDER, p		1	0	0	0	0	0	0	0	1	0	0	0	0	0	0	0	0	0	.000				
A. McCUTCHEN, cf		1	0	0	0	0	0	0	0	0	1	0	0	0	0	0	0	0	0	.000	3	0	0	0
Totals		29	1	3	1	1	0	1	7	9	1	0	0	0	0	0	0	0	0					

NAME	FT	G	SC	IP	H	R	ER	2B	3B	HR	BF	SO	BB	IBB	HB	SH	SF	WP	BK	IR	ERA
J. VERLANDER, L, 0- 1		55	5.1	5	2	2	0	0	1	21	5	0	0	0	0	0	1	0	0	0	5.79
H. WOOD		2.2	0	0	0	0	0	0	0	9	2	1	0	0	0	0	0	0	0	1	.00
W. HARRIS		1.0	1	0	0	1	0	0	0	4	2	0	0	0	0	0	0	0	0	0	.00
Totals		9.0	6	2	2	1	0	1	34	9	1	0	0	0	0	1	0	0	1		27

Team	1	2	3	4	5	6	7	8	9	R	H	E	LOB	DP
Beacon Braves	0	0	0	0	0	1	0	0	0	1	4	0	4	0
Newark Eagles	0	2	0	0	0	0	0	0	0	2	6	0	6	0

Beacon Braves (Game 5)																							
NAME	FT	AB	R	HRBI	2B	3B	HR	TB	SO	BB	IBB	HBP	SH	SF	SB	CS	GDP	AVG	PO	A	E	DP	PB
S. MARTE, cf		4	0	0	0	0	0	0	1	0	0	0	0	0	0	0	0	.190	3	0	0	0	
E. SOGARD, 2b		4	0	1	0	0	0	1	1	0	0	0	0	0	0	0	0	.176	0	2	0	0	
N. ARENADO, 3b		3	1	2	1	1	0	6	0	1	0	0	0	0	0	0	0	.368	1	0	0	0	
T. LOCASTRO, pr	I	0	0	0	0	0	0	0	0	0	0	0	0	0	0	1	0	-	0	0	0	0	
M. BRANTLEY, lf		2	0	0	0	0	0	0	0	2	0	0	0	0	0	0	0	.188	2	0	0	0	
P. GOLDSCHMIDT, 1b		4	0	0	0	0	0	0	3	0	0	0	0	0	0	0	0	.263	3	0	0	0	
R. LAUREANO, rf		2	0	0	0	0	0	0	0	1	0	0	0	0	0	0	0	.118	1	0	0	0	
J. SEGURA, ss		3	0	0	0	0	0	0	0	0	0	0	0	0	0	0	0	.071	0	0	0	0	
R. PEREZ, c		3	0	0	0	0	0	0	0	0	0	0	0	0	0	0	0	.286	14	1	0	0	0
F. MONTAS, p		2	0	0	0	0	0	0	0	0	0	0	0	0	0	0	0	.000					
J. HEYWARD, ph		1	0	1	0	1	0	2	0	0	0	0	0	0	0	0	0	.250	0	0	0	0	
R. PRESSLY, p		0	0	0	0	0	0	0	0	0	0	0	0	0	0	0	0	-					
Totals		28	1	4	1	2	0	9	5	4	0	0	0	0	0	1	0						

NAME	FT	G	SC	IP	H	R	ER	2B	3B	HR	BF	SO	BB	IBB	HB	SH	SF	WP	BK	IR	ERA				
F. MONTAS, L, 0- 1		65	7.0	6	2	2	1	0	1	29	11	3	0	0	0	0	1	0	0	0	2.57	0	1	0	0
R. PRESSLY		1.0	0	0	0	0	0	0	0	3	3	0	0	0	0	0	0	0	0	0	2.08	0	0	0	0
Totals		8.0	6	2	2	1	0	1	32	14	3	0	0	0	0	0	1	0	0		24	4	0	0	0

Newark Eagles (Game 5)																							
NAME	FT	AB	R	HRBI	2B	3B	HR	TB	SO	BB	IBB	HBP	SH	SF	SB	CS	GDP	AVG	PO	A	E	DP	PB
A. McCUTCHEN, cf		4	0	1	0	0	0	1	0	0	0	0	0	0	0	0	0	.100	2	0	0	0	
J. TURNER, 3b		3	0	0	0	0	0	0	2	1	0	0	0	0	0	0	0	.158	0	0	0	0	
H. KENDRICK, 2b		4	0	1	0	0	0	1	2	0	0	0	0	0	0	0	0	.056	2	2	0	0	
B. DOZIER, 2b		0	0	0	0	0	0	0	0	0	0	0	0	0	0	0	0	.000	1	0	0	0	
H. PENCE, lf		3	0	1	0	0	0	1	1	1	0	0	0	0	0	0	0	.111	5	0	0	0	
E. ENCARNACION, 1b		0	0	0	0	0	0	0	0	0	0	0	0	0	0	0	0	.000	0	0	0	0	
M. FORD, 1b		3	1	0	0	0	0	0	2	1	0	0	0	0	0	0	0	.250	10	1	0	0	
A. DICKERSON, lf		0	0	0	0	0	0	0	0	0	0	0	0	0	0	0	0	.222	0	0	0	0	
J. BRUCE, rf		3	1	2	2	0	1	5	0	0	0	0	0	0	0	0	0	.500	1	0	0	0	
A. SIMMONS, ss		3	0	0	0	0	0	0	3	0	0	0	0	0	0	0	0	.188	0	7	0	0	
A. AVILA, c		3	0	1	0	1	0	2	2	0	0	0	0	0	0	1	0	.083	5	3	0	0	0
J. BERRIOS, p		2	0	0	0	0	0	0	2	0	0	0	0	0	0	0	0	.000					
J. MARTINEZ, ph		1	0	0	0	0	0	0	0	0	0	0	0	0	0	0	0	.286	0	0	0	0	
W. HARRIS, p		0	0	0	0	0	0	0	0	0	0	0	0	0	0	0	0	-					
Totals		29	2	6	2	1	0	10	14	3	0	0	0	0	0	1	0						

NAME	FT	G	SC	IP	H	R	ER	2B	3B	HR	BF	SO	BB	IBB	HB	SH	SF	WP	BK	IR	ERA				
J. BERRIOS, W, 1- 1		67	7.0	3	1	1	1	0	1	26	3	3	0	0	0	0	0	0	0	0	3.75	1	0	0	0
W. HARRIS, SOP S, 2		2.0	1	0	0	1	0	0	6	2	1	0	0	0	0	0	0	0	0	0	.00	0	0	0	0
Totals		9.0	4	1	1	2	0	1	32	5	4	0	0	0	0	0	0	0	0		27	13	0	0	0

Game Five

As they did in game 3, the Eagles duplicate the earlier Beacon win, this time repeating the 2-1 score, thanks to a 2-run 2nd inning home run by Jay Bruce

NEWARK

Team	1	2	3	4	5	6	7	8	9	R	H	E	LOB	DP
Newark Eagles	2	1	0	0	0	0	0	2	1	6	11	0	7	0
Beacon Braves	0	0	0	1	0	1	0	0	2	4	9	0	7	0

Newark Eagles (Game 6)																								
NAME	FT	AB	R	HR	BI	2B	3B	HR	TB	SO	BB	IBB	HBP	SH	SF	SB	CS	GDP	AVG	PO	A	E	DP	PB
A. McCUTCHEM, lf-rf		4	0	2	1	0	0	0	2	1	0	0	0	1	0	0	1	0	.214	0	0	0	0	0
J. TURNER, 3b		5	2	4	2	0	0	1	7	1	0	0	0	0	0	1	0	0	.292	1	2	0	0	0
H. KENDRICK, 2b		3	1	1	0	0	0	0	1	0	0	0	0	0	0	0	0	0	.095	1	2	0	0	0
B. DOZIER, 2b		1	1	0	0	0	0	0	0	0	1	0	0	0	0	0	0	0	.000	0	2	0	0	0
J. MARTINEZ, rf		1	0	1	1	0	0	0	2	0	2	1	0	0	0	0	0	0	.333	0	0	0	0	0
M. DUBON, pr	I	0	0	0	0	0	0	0	0	0	0	0	0	0	0	0	0	0	-	0	0	0	0	0
J. BRUCE, cf		2	0	0	0	0	0	0	0	0	0	0	0	0	0	0	0	0	.375	2	0	0	0	0
J. TOMLIN, p		0	0	0	0	0	0	0	0	0	0	0	0	0	0	0	0	0	-	0	0	0	0	0
H. PENCE, cf-lf		4	0	0	1	0	0	0	0	0	0	0	0	0	0	0	0	0	.077	0	0	0	0	0
E. ENCARNACION, 1b		3	0	0	0	0	0	0	0	2	1	1	0	0	0	0	0	0	.000	13	0	0	0	0
H. WOOD, p		0	0	0	0	0	0	0	0	0	0	0	0	0	0	0	0	0	-	0	0	0	0	0
J. LESTER, p		0	0	0	0	0	0	0	0	0	0	0	0	0	0	0	0	0	-	0	0	0	0	0
A. DICKERSON, cf		0	0	0	0	0	0	0	0	0	0	0	0	0	0	0	0	0	.222	1	0	0	0	0
R. CHIRINOS, c		3	0	0	0	0	0	0	0	0	0	0	0	0	0	0	0	0	.167	4	0	0	0	0
A. AVILA, c		1	0	1	1	0	0	0	1	0	0	0	0	0	0	0	0	0	.154	4	0	0	0	0
A. SIMMONS, ss		4	1	1	0	0	0	0	1	1	0	0	0	0	0	0	0	0	.200	1	6	0	0	0
M. GONZALES, p		1	0	0	0	0	0	0	0	0	0	0	0	1	0	0	0	0	.000	0	0	0	0	0
H. ROBLES, p		0	0	0	0	0	0	0	0	0	0	0	0	0	0	0	0	0	-	0	0	0	0	0
E. THAMES, ph		1	0	0	0	0	0	0	0	1	0	0	0	0	0	0	0	0	.167	0	0	0	0	0
S. DYSON, p		0	0	0	0	0	0	0	0	0	0	0	0	0	0	0	0	0	-	0	0	0	0	0
M. FORD, 1b		1	1	1	0	1	0	0	2	0	0	0	0	0	0	0	0	0	.308	0	0	0	0	0
Totals		34	6	11	6	2	0	1	16	6	4	2	0	2	0	1	1	0						

NAME	FT	G	SC	IP	H	R	ER	2B	3B	HR	BF	SO	BB	IBB	HB	SH	SF	WP	BK	IR	ERA				
M. GONZALES		55	4.0	3	1	1	2	0	0	0	16	4	1	0	0	0	0	0	0	0	1.00	0	1	0	0
H. ROBLES, W, 1-0		2.0	1	1	1	0	0	1	7	3	0	0	0	0	0	0	0	0	0	0	1.80	0	1	0	0
S. DYSON, SOP H, 1		1.2	2	0	0	1	0	0	7	0	0	0	0	0	0	0	0	0	0	0	1.93	0	1	0	0
H. WOOD, SOP H, 1		.2	2	2	2	1	0	0	5	0	1	0	0	0	0	0	0	0	0	2	3.38	0	0	0	0
J. LESTER, SOP		.0	1	0	0	0	0	0	1	0	0	0	0	0	0	0	0	0	0	2	-	0	0	0	0
J. TOMLIN, SOP S, 1		.2	0	0	0	0	0	0	2	1	0	0	0	0	0	0	0	0	0	2	.00	0	0	0	0
Totals		9.0	9	4	4	4	0	1	38	8	2	0	0	0	0	0	0	0	0	7		27	15	0	0

Beacon Braves (Game 6)																									
NAME	FT	AB	R	HR	BI	2B	3B	HR	TB	SO	BB	IBB	HBP	SH	SF	SB	CS	GDP	AVG	PO	A	E	DP	PB	
S. MARTE, cf		5	0	0	0	0	0	0	0	0	0	0	0	0	0	0	0	0	.154	2	1	0	0	0	
E. SOGARD, 2b		5	1	2	0	2	0	0	4	3	0	0	0	0	0	0	0	0	.227	4	3	0	0	0	
N. ARENADO, 3b		4	1	2	1	0	0	1	5	0	0	0	0	0	0	0	0	0	.391	2	3	0	0	0	
R. LAUREANO, rf		4	0	1	1	0	0	0	1	1	0	0	0	0	0	0	1	0	.143	0	0	0	0	0	
P. GOLDSCHMIDT, 1b		4	0	0	0	0	0	0	0	3	0	0	0	0	0	0	0	0	.217	11	2	0	0	0	
M. BRANTLEY, lf		3	0	0	0	0	0	0	0	0	0	0	0	0	0	0	0	0	.158	1	0	0	0	0	
L. HENDRIKS, p		0	0	0	0	0	0	0	0	0	0	0	0	0	0	0	0	0	-	0	0	0	0	0	
T. LOCASTRO, ph		1	1	1	0	0	0	0	1	0	0	0	0	0	0	0	0	0	1.000	0	0	0	0	0	
J. SEGURA, ss		3	1	2	1	2	0	0	4	0	1	0	0	0	0	1	0	0	.176	1	2	0	0	0	
R. PEREZ, c		3	0	0	0	0	0	0	0	1	1	0	0	0	0	0	0	0	.235	6	2	0	0	0	
A. HECHAVARRIA, pr		0	0	0	0	0	0	0	0	0	0	0	0	0	0	0	0	0	.000	0	0	0	0	0	
J. PAXTON, p		0	0	0	0	0	0	0	0	0	0	0	0	0	0	0	0	0	.000	0	0	0	0	0	
M. STROMAN, p		1	0	0	0	0	0	0	0	0	0	0	0	0	0	0	0	0	.000	0	0	0	0	0	
K. GILES, p		0	0	0	0	0	0	0	0	0	0	0	0	0	0	0	0	0	-	0	0	0	0	0	
J. REDDICK, ph		1	0	0	0	0	0	0	0	0	0	0	0	0	0	0	0	0	.000	0	0	0	0	0	
H. NERIS, p		0	0	0	0	0	0	0	0	0	0	0	0	0	0	0	0	0	-	0	0	0	0	0	
L. JACKSON, p		0	0	0	0	0	0	0	0	0	0	0	0	0	0	0	0	0	-	0	0	0	0	0	
M. BUMGARNER, p	I	0	0	0	0	0	0	0	0	0	0	0	0	0	0	0	0	0	-	0	0	0	0	0	
J. HEYWARD, lf		1	0	0	0	0	0	0	0	0	0	0	0	0	0	0	0	0	.200	0	0	0	0	0	
M. BROSSEAU, ph		1	0	1	1	0	0	0	1	0	0	0	0	0	0	0	0	0	.333	0	0	0	0	0	
Totals		36	4	9	4	4	0	1	16	8	2	0	0	0	0	0	2	0							

NAME	FT	G	SC	IP	H	R	ER	2B	3B	HR	BF	SO	BB	IBB	HB	SH	SF	WP	BK	IR	ERA				
J. PAXTON, L, 1-1		34	2.0	6	3	3	1	0	0	0	11	2	0	0	0	1	0	0	0	0	3.68	0	0	0	0
M. STROMAN		2.0	1	0	0	0	0	0	8	0	1	1	0	0	0	0	0	0	0	1	6.00	0	0	0	0
K. GILES		1.0	0	0	0	0	0	0	2	1	0	0	0	0	0	0	0	0	0	1	.00	0	0	0	0
H. NERIS		2.0	1	1	1	0	0	1	8	2	1	0	0	0	0	0	0	0	0	0	6.75	0	1	0	0
L. JACKSON		.2	0	1	1	0	0	0	4	0	2	1	0	0	0	0	0	0	0	0	4.50	0	0	0	0
M. BUMGARNER	I	.0	1	0	0	0	0	0	1	0	0	0	0	0	0	0	0	0	0	2	-	0	0	0	0
L. HENDRIKS		1.1	2	1	1	1	0	0	6	1	0	0	0	0	1	0	0	0	0	2	2.08	0	0	0	0
Totals		9.0	11	6	6	2	0	1	40	6	4	2	0	0	2	0	0	0	0	6		27	14	0	0

Game Six

Justin Turner has 4 hits, including a home run, scores twice and knocks in a pair of runs, as the Eagles take an early lead and never allow the Braves to quite catch up, clinching the World Championship

6 Games Played

Date	No.	Team	R	H	E	G Sc	Starters	Decisions	Save
10/12/20	6	Newark Eagles	6	11	0	55	M. GONZALES	W, H. ROBLES	J. TOMLIN
34:07m	6	Beacon Braves	4	9	0	34	J. PAXTON	L, J. PAXTON	
Date	No.	Team	R	H	E	G Sc	Starters	Decisions	Save
10/11/20	5	Beacon Braves	1	4	0	65	F. MONTAS	L, F. MONTAS	
15:46m	5	Newark Eagles	2	6	0	67	J. BERRIOS	W, J. BERRIOS	W. HARRIS
Date	No.	Team	R	H	E	G Sc	Starters	Decisions	Save
10/10/20	4	Beacon Braves	2	6	0	69	G. COLE	W, G. COLE	L. HENDRIKS
15:21m	4	Newark Eagles	1	3	0	55	J. VERLANDER	L, J. VERLANDER	
Date	No.	Team	R	H	E	G Sc	Starters	Decisions	Save
10/09/20	3	Beacon Braves	0	5	0	45	M. STROMAN	L, M. STROMAN	
21:41m	3	Newark Eagles	4	6	0	61	M. GONZALES	W, M. GONZALES	None
Date	No.	Team	R	H	E	G Sc	Starters	Decisions	Save
10/08/20	2	Newark Eagles	0	2	0	40	J. BERRIOS	L, J. BERRIOS	
16:22m	2	Beacon Braves	5	8	1	71	J. PAXTON	W, J. PAXTON	None
Date	No.	Team	R	H	E	G Sc	Starters	Decisions	Save
10/07/20	1	Newark Eagles	6	7	0	39	J. VERLANDER	W, H. WOOD	W. HARRIS
21:55m	1	Beacon Braves	4	8	1	61	G. COLE	L, H. NERIS	

#7 Seeded Newark upends #5 Seeded Beacon in a six game World Series to take home the TCBA crown.

The 10 players with the highest Batting Average

Name	Tm	Lg	AVG	PA
ARENADO, N.	BB	TCBA	.391	25
TURNER, J.	NE	TCBA	.292	26
PEREZ, R.	BB	TCBA	.235	21
SOGARD, E.	BB	TCBA	.227	22
GOLDSCHMIDT, P.	BB	TCBA	.217	24
SIMMONS, A.	NE	TCBA	.200	20
SEGURA, J.	BB	TCBA	.176	20
BRANTLEY, M.	BB	TCBA	.158	23
MARTE, S.	BB	TCBA	.154	22
LAUREANO, R.	BB	TCBA	.143	26

The 10 players with the highest Slugging Average

Name	Tm	Lg	SLG
ARENADO, N.	BB	TCBA	1.130
TURNER, J.	NE	TCBA	.583
PEREZ, R.	BB	TCBA	.412
MARTE, S.	BB	TCBA	.346
LAUREANO, R.	BB	TCBA	.333
SOGARD, E.	BB	TCBA	.318
SEGURA, J.	BB	TCBA	.294
SIMMONS, A.	NE	TCBA	.250
GOLDSCHMIDT, P.	BB	TCBA	.217
BRANTLEY, M.	BB	TCBA	.211

The 8 players with the lowest Earned Run Average

Name	Tm	Lg	ERA	IP
HARRIS, W.	NE	TCBA	.00	6.0
GONZALES, M.	NE	TCBA	1.00	9.0
COLE, G.	BB	TCBA	1.64	11.0
MONTAS, F.	BB	TCBA	2.57	7.0
PAXTON, J.	BB	TCBA	3.68	7.1
BERRIOS, J.	NE	TCBA	3.75	12.0
VERLANDER, J.	NE	TCBA	5.79	9.1
STROMAN, M.	BB	TCBA	6.00	6.0



Leading Hitter Nolan Arenado

The 10 players with the most Innings Pitched

Name	Tm	Lg	IP	G
BERRIOS, J.	NE	TCBA	12.0	2
COLE, G.	BB	TCBA	11.0	2
VERLANDER, J.	NE	TCBA	9.1	2
GONZALES, M.	NE	TCBA	9.0	2
PAXTON, J.	BB	TCBA	7.1	2
MONTAS, F.	BB	TCBA	7.0	1
STROMAN, M.	BB	TCBA	6.0	2
HARRIS, W.	NE	TCBA	6.0	3
WOOD, H.	NE	TCBA	5.1	3
ROBLES, H.	NE	TCBA	5.0	2

The 18 players with the most Runs Scored

Name	Tm	Lg	R	PA
ARENADO, N.	BB	TCBA	6	25
TURNER, J.	NE	TCBA	4	26
FORD, M.	NE	TCBA	3	14
SOGARD, E.	BB	TCBA	3	22
BRUCE, J.	NE	TCBA	2	8
THAMES, E.	NE	TCBA	2	9
MARTINEZ, J.	NE	TCBA	2	18
SEGURA, J.	BB	TCBA	2	20
KENDRICK, H.	NE	TCBA	2	21

9 players tied at 1

The 17 players with the most Runs Batted In

Name	Tm	Lg	RBI	PA
ARENADO, N.	BB	TCBA	6	25
BRUCE, J.	NE	TCBA	4	8
MARTINEZ, J.	NE	TCBA	4	18
SIMMONS, A.	NE	TCBA	3	20
LAUREANO, R.	BB	TCBA	3	22
TURNER, J.	NE	TCBA	3	26
GOLDSCHMIDT, P.	BB	TCBA	2	24

10 players tied at 1

The 14 players with the most Hits

Name	Tm	Lg	H	PA
ARENADO, N.	BB	TCBA	9	25
TURNER, J.	NE	TCBA	7	26
MARTINEZ, J.	NE	TCBA	5	18
SOGARD, E.	BB	TCBA	5	22
GOLDSCHMIDT, P.	BB	TCBA	5	24
FORD, M.	NE	TCBA	4	14
SIMMONS, A.	NE	TCBA	4	20
PEREZ, R.	BB	TCBA	4	21
MARTE, S.	BB	TCBA	4	26

5 players tied at 3

The 14 players with the most Doubles

Name	Tm	Lg	2B	PA
MARTINEZ, J.	NE	TCBA	3	18
PEREZ, R.	BB	TCBA	3	21
FORD, M.	NE	TCBA	2	14
SEGURA, J.	BB	TCBA	2	20
SOGARD, E.	BB	TCBA	2	22
ARENADO, N.	BB	TCBA	2	25
MARTE, S.	BB	TCBA	2	26

7 players tied at 1

2 Teams	AVG	OBP	SLG	G	AB	H	2B	3B	HR	R	R/G	SO	BB	LOB	SB	CS	SBP
Beacon Braves	.206	.262	.387	6	194	40	14	0	7	16	2.7	45	15	36	4	1	80.0
Newark Eagles	.190	.251	.353	6	184	35	9	0	7	19	3.2	60	13	26	3	50.0	
Tcba Today ML2019	.198	.257	.370	6	378	75	23	0	14	35	5.8	105	28	62	7	63.6	

2 Teams	ERA	G	CG	SHO	QS	SV	IP	H	R	ER	HR	SO	BB	HB	WP	BK	OBA
Newark Eagles	2.72	6	0	0	1	3	53.0	40	16	16	7	45	15	0	0	0	.206
Beacon Braves	3.12	6	0	0	2	1	52.0	35	19	18	7	60	13	2	2	0	.190
Tcba Today ML2019	2.91	6	0	0	3	4	105.0	75	35	34	14	105	28	2	2	0	.198

2 Teams	FLD	G	PO	A	E	DP	TP	PB	OSB	OCS	OSBP	OSBA	DER	UER	UERP
Newark Eagles	1.000	6	159	61	0	0	0	0	4	1	80.0	.679	.772	0	.0
Beacon Braves	.990	6	156	38	2	2	0	0	3	3	50.0	.519	.753	1	5.3
Tcba Today ML2019	.995	6	315	99	2	2	0	0	7	4	63.6	.600	.764	1	2.9

The 11 players with the most Strikeouts

Name	Tm	Lg	SO	IP
MONTAS, F.	BB	TCBA	11	7.0
VERLANDER, J.	NE	TCBA	11	9.1
COLE, G.	BB	TCBA	11	11.0
PAXTON, J.	BB	TCBA	9	7.1
PRESSLY, R.	BB	TCBA	8	4.1
GONZALES, M.	NE	TCBA	8	9.0
HARRIS, W.	NE	TCBA	6	6.0
STROMAN, M.	BB	TCBA	6	6.0

3 players tied at 5

The 35 players with the most Home Runs

Name	Tm	Lg	HR	PA
ARENADO, N.	BB	TCBA	5	25
BRUCE, J.	NE	TCBA	2	8
TURNER, J.	NE	TCBA	2	26
DICKERSON, A.	NE	TCBA	1	9
FORD, M.	NE	TCBA	1	14
MARTINEZ, J.	NE	TCBA	1	18
LAUREANO, R.	BB	TCBA	1	22
MARTE, S.	BB	TCBA	1	26

27 players tied at 0



TCBA



1975 - 2020





2020 –Newark Eagles



the
2010s

DECADE IN REVIEW



2010 – Scranton Spanish Flies **2015- Scranton Spanish Flies**
2011 – Fargo Fungoes **2016 – Rochester Cheetahs**
2012 – Bethesda Bambinos **2017 – Beacon Braves**
2013 – Bethesda Bambinos **2018 – Bethesda Bambinos**
2014 – Newark Eagles **2019 – Long Island Islanders**



20000's



2000 – Long Island Islanders

2001 – Farmington Rats

2002 – Scranton Spanish Flies

2003 – Horseshoe Bay Polos

2004 – Newark Eagles

2005 – Pennsylvania Keystones

2006 – Farmington Rats

2007 – Long Island Islanders

2008 – Horseshoe Bay Polos

2009 – Silver Spring Senators

1990s



1990 – Scranton Spanish Flies

1991 – Scranton Spanish Flies

1992 – Bethesda Bambinos

1993 – Scranton Spanish Flies

1994 – Scranton Spanish Flies

1995 – Horseshoe Bay Polos

1996 – Bethesda Bambinos

1997 – Rapidan Rapids

1998 – Newark Eagles

1999 – Newark Eagles

TIME

8

0

S



1980 – Norfolk Pilots **1985 – Long Island Islanders**
1981 – Winnebago Indians **1986 – Meadowlands Spartans**
1982 – Winnebago Indians **1987 – Long Island Islanders**
1983 – Long Island Islanders **1988 – Scranton Spanish Flies**
1984 – Mimosa Mirthmakers **1989 – Beacon Braves**

ZOO



1975 – Harbor Beach Combers
1976 – Hyde Park Vitamen
1977 – Shiloh Spurs
1978 – Greylock Gators
1979 – Rockford Patriots



1944-1974
TCBA
YESTERDAY

“The best thing about baseball today is its yesterdays.” Lawrence Ritter



An aerial photograph of a baseball stadium, showing the green field, brown dirt base paths, and the surrounding seating areas filled with spectators. The stadium lights are visible in the background. Overlaid on the field is a list of teams and their years.


1970 – Fortney Gators
1971 – Newmarket Eh's
1972 – Hyde Park VitaMen
1973 – Long Island Islanders
1974 – Norfolk Pilots





- 1960 – Bradenton Buckeyes**
- 1961 – Wilderness Wraiths**
- 1962 – South Starrucca Ainspans**
- 1963 – South Starrucca Ainspans**
- 1964 – Mimosa Mirthmakers**
- 1965 – Bergen Barflies**
- 1966 – South Starrucca Ainspans**
- 1967 – South Starrucca Ainspans**
- 1968 – Long Island Islanders**
- 1969 – Cleveland Spiders**

THE FABULOUS FIFTIES





1950 – South Starrucca Ainspans

1951 – Mimosa Mirthmakers

1952 – Fortney Gators

1953 – Fortney Gators

1954 – South Starrucca Ainspans

1955 – Norfolk Pilots

1956 – Hyde Park VitaMen


1957 – Hyde Park VitaMen

1958 – Hyde Park VitaMen

1959 – Bradenton Buckeyes

1940s



A photograph of a baseball stadium, likely the Bradenton Stadium, showing a large crowd of spectators in the stands. The field is visible in the foreground, and a scoreboard is prominent in the center background. The sky is overcast.

1944 – Long Island Islanders
1945 – Mexicali Mallards
1946 – Sacramento Solons
1947 – Mimosa Mirthmakers
1948 – Bradenton Buckeyes
1949 – Bradenton Buckeyes



**TCBA GOLD
1921-1943**

1948

An aerial, black and white photograph of a baseball field during a game. The field is diamond-shaped with a pitcher's mound in the center. Several players are visible on the field, including one in the center of the diamond and others near the bases. The outfield is visible with some players positioned there. In the background, the stadium seating is filled with spectators. There are several large signs or advertisements visible on the outfield fence, including one that appears to say "NATIONAL".

1940 – Chesapeake Regnads
1941 – Bergen Barflies
1942 – Sacramento Solons
1943 – South Starrucca Ainspans

MARSHALL ISLANDS

1930 ▶ DECADE OF THE GREAT DEPRESSION • 1939

THE 20TH CENTURY

60



ECONOMIC DEPRESSION ENGLUFS THE WORLD

1930s



1930 – Kilkenny Gaelics

1931 – Long Island Islanders

1932 – South Starrucca Ainspans

1933 – Portsmouth Pubdwellers

1934 – Hyde Park VitaMen

1935 – Mimosa Mirthmakers

1936 – Fortney Gators




1937 - South Starrucca Ainspans

1938 – Kilkenny Gaelics

1939 – South Starrucca Ainspans

The Roaring

TWENTIES





1921 – Long Island Islanders
1922 – Bergen Barflies
1923 – Siouxland Explorers
1924 – Bergen Barflies
1925 – Mimosa Mirthmakers
1926 – Fortney Gators
1927 – Bergen Barflies
1928 – Bergen Barflies
1929 – Long Island Islanders



TCBA ORIGINS 1902 – 1906
(proposed through 1920)

III

9


III

O


S



UNFILLED



19000s



- 1902 – Turin Mountaineers**
- 1903 – Cleveland Naps**
- 1904 – Long Island Islanders**
- 1905 – Long Island Islanders**
- 1906 – Long Island Islanders**
- 1907 –**
- 1908 –**
- 1909 –**





THE END IS NEAR

THE END