


LONG ISLAND ISLANDERS 2020 Opening Day Starting Lineup

1-Lorenzo Cain, CF 2-Corey Seager, SS 3-Max Muncy, 1B 4-Joc Pederson, RF

5-Evan Longoria, 3B 6-Robinson Cano, 2B 7-Wilson Ramos, C 8-Brandon Dixon, LF

9-Aaron Nola, P





Jim McEneaney

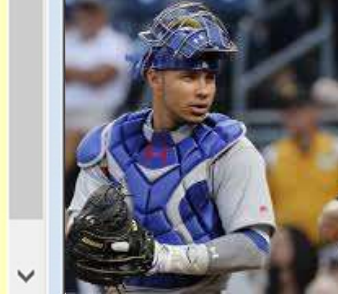

242 Wyandanch Road

Sayville, NY 11782

(516) 672-0692

Longislanders@verizon.net

U-TCBA20 - Long Island Islanders - Player Batting




32 Players	Tm	Lg	AVG	G	AB	R	H	2B	3B	HR	TB	RBI	SO	BB	ASB	SB	CS	SBP	GDP
SEAGER, C.	LI	TCBA	.340	143	468	87	159	42	0	26	279	70	82	42	1	1	0	100.0	3
STANEK, R.	LI	TCBA	.333	62	3	0	1	0	0	0	1	2	0	0	0	0	0	-	0
CANO, R.	LI	TCBA	.283	96	307	43	87	20	0	17	158	51	55	10	0	0	0	-	6
GARNEAU, D.	LI	TCBA	.276	50	87	12	24	8	0	3	41	12	18	6	0	0	0	-	2
RAMOS, W.	MI	TCBA	.275	24	80	9	22	2	0	2	30	9	12	6	0	0	0	-	0
PEDERSON, J.	LI	TCBA	.268	127	395	82	106	27	2	31	230	68	96	36	0	0	0	-	6
MUNCY, M.	LI	TCBA	.257	140	501	88	129	18	1	38	263	89	148	79	1	1	0	100.0	9
CAIN, L.	LI	TCBA	.257	147	580	84	149	22	0	18	225	49	105	45	21	14	7	66.7	8
CONTRERAS, W.	LI	TCBA	.251	117	382	64	96	17	3	33	218	83	102	21	1	1	0	100.0	7
DIXON, B.	LI	TCBA	.233	114	309	38	72	12	1	17	137	46	115	20	3	3	0	100.0	5
LONGORIA, E.	LI	TCBA	.230	134	470	59	108	23	1	25	208	73	100	37	1	0	1	.0	7
HILLIARD, S.	LI	TCBA	.221	80	86	12	19	4	3	4	41	16	32	12	1	1	0	100.0	1
HICKS, A.	LI	TCBA	.220	89	241	40	53	9	1	11	97	32	85	31	2	1	1	50.0	1
AHMED, N.	LI	TCBA	.217	112	258	31	56	14	1	6	90	20	57	24	3	3	0	100.0	2
STEWART, C.	LI	TCBA	.212	82	250	28	53	9	0	7	83	21	74	15	0	0	0	-	1
TELLEZ, R.	LI	TCBA	.211	99	379	37	80	18	0	19	155	57	116	13	0	0	0	-	7
NORRIS, D.	LI	TCBA	.184	23	38	4	7	0	0	0	7	3	13	5	0	0	0	-	0
WEBB, L.	LI	TCBA	.182	29	11	2	2	0	0	0	2	0	5	0	0	0	0	-	1
WENDLE, J.	LI	TCBA	.167	88	174	18	29	11	0	2	46	13	51	14	5	4	1	80.0	3
SWIHART, B.	LI	TCBA	.136	106	294	21	40	5	0	8	69	22	131	16	0	0	0	-	2
BEEDE, T.	LI	TCBA	.125	35	8	1	1	0	0	0	1	0	5	0	0	0	0	-	0
DeSCLAFANI, A.	LI	TCBA	.121	31	58	6	7	0	0	0	7	0	30	0	0	0	0	-	0
NOLA, A.	LI	TCBA	.100	34	70	5	7	2	0	0	9	2	41	7	0	0	0	-	1
QUANTRILL, C.	LI	TCBA	.100	41	10	1	1	0	0	0	1	0	0	0	0	0	0	-	0
PORCELLO, R.	LI	TCBA	.091	32	55	1	5	1	0	0	6	0	20	3	0	0	0	-	3
RAY, R.	LI	TCBA	.079	33	63	2	5	0	0	0	5	1	25	0	0	0	0	-	4
ARCHER, C.	LI	TCBA	.000	33	13	2	0	0	0	0	0	0	4	2	0	0	0	-	0
CAHILL, T.	LI	TCBA	.000	32	1	0	0	0	0	0	0	0	0	0	0	0	0	-	0
McFARLAND, T.	LI	TCBA	.000	69	2	0	0	0	0	0	0	0	0	0	0	0	0	-	0
RAINEY, T.	LI	TCBA	.000	51	1	0	0	0	0	0	0	0	0	1	0	0	0	-	0
KELLER, M.	LI	TCBA	-	14	0	0	0	0	0	0	0	0	0	0	0	0	0	-	0
ADAMS, A.	LI	TCBA	-	30	0	0	0	0	0	0	0	0	0	0	0	0	0	-	0
Long Island Islanders			.236	2297	5594	777	1318	264	13	267	2409	739	1522	445	39	29	10	74.4	79



32 Players	Tm	Lg	AVG	OBP	SLG	OPS	ISO	SECA	TA	RCON	RC	RC/G	PA	IBB	HBP	SH	SF
SEAGER, C.	LI	TCBA	.340	.397	.596	.993	.256	.348	1.042	49.8	114.0	9.8	514	1	3	0	1
STANEK, R.	LI	TCBA	.333	.333	.333	.667	.000	.000	.500	-.0	.3	4.5	3	0	0	0	0
CANO, R.	LI	TCBA	.283	.314	.515	.829	.231	.264	.765	12.8	48.3	5.7	325	0	5	0	3
GARNEAU, D.	LI	TCBA	.276	.326	.471	.798	.195	.264	.738	3.1	13.2	5.4	95	0	1	0	1
RAMOS, W.	MI	TCBA	.275	.326	.375	.701	.100	.175	.621	.2	10.3	4.8	86	0	0	0	0
PEDERSON, J.	LI	TCBA	.268	.355	.582	.937	.314	.405	.963	33.8	83.7	7.6	451	0	18	0	2
MUNCY, M.	LI	TCBA	.257	.363	.525	.888	.267	.427	.913	36.8	99.4	7.0	588	2	5	0	2
CAIN, L.	LI	TCBA	.257	.314	.388	.702	.131	.221	.646	1.4	71.3	4.3	631	0	4	0	1
CONTRERAS, W.	LI	TCBA	.251	.305	.571	.876	.319	.377	.857	22.0	66.3	6.0	419	0	11	0	5
DIXON, B.	LI	TCBA	.233	.278	.443	.721	.210	.285	.661	2.0	38.0	4.2	331	1	0	0	2
LONGORIA, E.	LI	TCBA	.230	.288	.443	.731	.213	.289	.670	3.7	60.0	4.3	513	0	3	0	3
HILLIARD, S.	LI	TCBA	.221	.330	.477	.807	.256	.407	.824	3.7	14.4	5.7	100	1	2	0	0
HICKS, A.	LI	TCBA	.220	.310	.402	.713	.183	.311	.684	1.6	32.2	4.6	274	0	1	0	1
AHMED, N.	LI	TCBA	.217	.289	.349	.638	.132	.236	.583	-4.3	27.6	3.7	284	1	2	0	0
STEWART, C.	LI	TCBA	.212	.278	.332	.610	.120	.180	.535	-7.6	24.4	3.3	273	1	8	0	0
TELLEZ, R.	LI	TCBA	.211	.257	.409	.666	.198	.232	.588	-5.7	39.3	3.4	408	0	12	0	4
NORRIS, D.	LI	TCBA	.184	.279	.184	.463	.000	.132	.387	-2.9	2.6	2.0	46	0	0	3	0
WEBB, L.	LI	TCBA	.182	.182	.182	.364	.000	.000	.200	-1.3	.3	.5	14	0	0	3	0
WENDLE, J.	LI	TCBA	.167	.261	.264	.526	.098	.195	.490	-9.1	13.2	2.4	199	1	9	0	2
SWIHART, B.	LI	TCBA	.136	.181	.235	.415	.099	.153	.332	-30.6	12.7	1.3	310	1	0	0	0
BEEDE, T.	LI	TCBA	.125	.125	.125	.250	.000	.000	.143	-1.3	.1	.5	8	0	0	0	0
DeSCLAFANI, A.	LI	TCBA	.121	.121	.121	.241	.000	.000	.137	-9.5	.9	.5	60	0	0	2	0
NOLA, A.	LI	TCBA	.100	.182	.129	.310	.029	.129	.250	-9.5	2.1	.8	81	0	0	4	0
QUANTRILL, C.	LI	TCBA	.100	.100	.100	.200	.000	.000	.111	-1.8	.1	.3	10	0	0	0	0
PORCELLO, R.	LI	TCBA	.091	.138	.109	.247	.018	.073	.170	-8.9	.7	.3	63	0	0	5	0
RAY, R.	LI	TCBA	.079	.079	.079	.159	.000	.000	.081	-12.2	.1	.0	65	0	0	2	0
ARCHER, C.	LI	TCBA	.000	.133	.000	.133	.000	.154	.154	-2.6	.1	.3	16	0	0	1	0
CAHILL, T.	LI	TCBA	.000	.500	.000	.500	.000	.000	1.000	.1	.1	3.5	2	0	1	0	0
McFARLAND, T.	LI	TCBA	.000	.000	.000	.000	.000	.000	.000	-.5	.0	.0	2	0	0	0	0
RAINEY, T.	LI	TCBA	.000	.500	.000	.500	.000	1.000	1.000	.1	.1	3.5	2	0	0	0	0
KELLER, M.	LI	TCBA	-	-	-	-	-	-	-	.0	.0	.0	1	0	0	1	0
ADAMS, A.	LI	TCBA	-	-	-	-	-	-	-	.0	-	-	0	0	0	0	0
Long Island Islanders			.236	.300	.431	.731	.195	.278	.680	62.9	736.6	4.5	6174	9	85	21	27

U-TCBA20 - Long Island Islanders - Player Pitching

17 Pitchers	Tm	Lg	W	L	PCT	SV	ERA	G	GS	CG	SHO	QS	IP	H	R	ER	HR	SO	BB
HILLIARD, S.	LI	TCBA	0	0	-	0	-	1	0	0	0	0	.0	1	1	1	0	0	0
NOLA, A.	LI	TCBA	13	13	.500	0	3.85	34	34	5	2	19	215.0	177	101	92	39	255	68
ADAMS, A.	LI	TCBA	2	1	.667	5	4.10	30	0	0	0	0	37.1	32	19	17	9	43	11
KELLER, M.	LI	TCBA	0	0	-	1	4.15	14	0	0	0	0	17.1	21	10	8	1	24	10
STANEK, R.	LI	TCBA	2	6	.250	7	4.23	62	0	0	0	0	78.2	69	46	37	9	84	49
McFARLAND, T.	LI	TCBA	2	3	.400	4	4.45	69	0	0	0	0	62.2	85	38	31	10	52	19
DeSCLAFANI, A.	LI	TCBA	10	10	.500	0	4.62	31	28	2	1	12	169.1	189	102	87	35	154	38
RAINEY, T.	LI	TCBA	1	5	.167	4	4.68	51	0	0	0	0	57.2	50	34	30	10	69	31
WEBB, L.	LI	TCBA	3	1	.750	1	4.92	29	2	1	0	1	53.0	67	34	29	7	56	20
RAY, R.	LI	TCBA	7	16	.304	1	5.02	33	30	4	4	10	183.0	179	116	102	31	243	99
PORCELLO, R.	LI	TCBA	7	17	.292	0	5.34	32	30	2	1	10	173.2	206	122	103	27	140	54
NORRIS, D.	LI	TCBA	6	9	.400	0	5.47	23	22	1	0	7	136.2	156	86	83	27	137	42
QUANTRILL, C.	LI	TCBA	3	3	.500	0	6.07	41	3	0	0	1	72.2	85	56	49	15	58	19
CAHILL, T.	LI	TCBA	1	3	.250	3	6.17	32	2	0	0	0	46.2	59	36	32	10	40	17
BEEDE, T.	LI	TCBA	2	6	.250	1	7.03	35	4	0	0	0	64.0	77	56	50	11	71	30
ARCHER, C.	LI	TCBA	3	7	.300	0	7.99	33	7	0	0	1	74.1	101	76	66	21	88	44
CANO, R.	LI	TCBA	0	0	-	0	9.00	1	0	0	0	0	2.0	1	2	2	1	2	1
Long Island Islanders			62	100	.383	27	5.10	551	162	15	8	61	1444.0	1555	935	819	263	1516	552



17 Pitchers	Tm	Lg	SUP/9	R/9	ERA	BF/9	BR/9	H/9	BB/9	SO/9	HR/9	ERPT	OBA	BF	BR	IBB	HB	WP	BK
HILLIARD, S.	LI	TCBA	-	-	-	-	-	-	-	-	-	-	1.000	2	2	0	1	0	0
NOLA, A.	LI	TCBA	5.1	4.23	3.85	37.6	10.5	7.4	2.8	10.7	1.63	14.4	.217	898	251	0	6	0	0
ADAMS, A.	LI	TCBA	.0	4.58	4.10	37.4	10.8	7.7	2.4	10.4	2.17	1.5	.229	155	45	1	3	2	0
KELLER, M.	LI	TCBA	.0	5.19	4.15	44.1	17.1	10.9	5.2	12.5	.52	.6	.288	85	33	0	2	2	0
STANEK, R.	LI	TCBA	.0	5.26	4.23	39.8	12.9	7.9	5.0	9.6	1.03	1.9	.235	348	113	5	0	1	0
McFARLAND, T.	LI	TCBA	.0	5.46	4.45	40.9	14.8	12.2	1.7	7.5	1.44	.0	.331	285	103	7	6	0	0
DeSCLAFANI, A.	LI	TCBA	5.0	5.42	4.62	38.5	12.4	10.0	2.0	8.2	1.86	-3.2	.279	725	233	0	6	1	1
RAINEY, T.	LI	TCBA	.0	5.31	4.68	39.3	12.3	7.8	4.2	10.8	1.56	-1.5	.233	252	79	4	2	1	0
WEBB, L.	LI	TCBA	2.0	5.77	4.92	41.8	15.1	11.4	3.2	9.5	1.19	-2.8	.300	246	89	1	3	2	0
RAY, R.	LI	TCBA	4.5	5.70	5.02	41.3	14.3	8.8	4.9	12.0	1.52	-11.4	.251	839	290	0	12	2	0
PORCELLO, R.	LI	TCBA	4.8	6.32	5.34	41.1	14.1	10.7	2.7	7.3	1.40	-17.0	.287	794	273	1	14	3	0
NORRIS, D.	LI	TCBA	3.8	5.66	5.47	39.4	13.2	10.3	2.8	9.0	1.78	-15.4	.287	599	201	0	3	3	0
QUANTRILL, C.	LI	TCBA	1.0	6.94	6.07	40.1	13.7	10.5	2.4	7.2	1.86	-13.0	.289	324	111	0	7	1	0
CAHILL, T.	LI	TCBA	.8	6.94	6.17	40.5	14.5	11.4	2.9	7.7	1.93	-8.9	.312	210	75	2	1	0	0
BEEDE, T.	LI	TCBA	1.5	7.88	7.03	42.2	15.5	10.8	4.1	10.0	1.55	-18.3	.297	300	110	1	4	3	0
ARCHER, C.	LI	TCBA	1.9	9.20	7.99	44.4	17.6	12.2	5.1	10.7	2.54	-29.2	.321	367	145	2	2	3	0
CANO, R.	LI	TCBA	.0	9.00	9.00	40.5	9.0	4.5	4.5	9.0	4.50	-1.0	.125	9	2	0	0	0	0
Long Island Islanders			3.2	5.83	5.10	40.1	13.4	9.7	3.3	9.4	1.64	-104.3	.271	6438	2155	24	72	24	1



May 25, 2019
Joc Pederson doubles twice
and homers twice, knocking in
seven runs, but the Islanders
still drop a 9-8 decision in
Bethesda.



June 22, 2019
Rick Porcello defeats
West Coast, 11-0, tossing
a 1-hitter and facing only
27 batters. Oscar
Mercado singled and was
erased on a GDP



July 15, 2019
Daniel Norris defeats
Hereford 8-7, striking
out 16 batters, walking
3 others and allowing
4 home runs.



August 24, 2019

**Robbie Ray shuts out Evanston, 11-0, with
a 3-hitter, striking out 16 Bees, walking two.**





Long Island had four grand slam home runs this season. Evan Longoria (above) hit two while Lorenzo Cain (UR) and Willson Contreras (LR) hit one each



CENTRAL

DIVISION

MMXX

Morgantown




WV



MORGANTOWN RAIDERS 2020 Opening Day Starting Lineup

1-Mookie Betts, CF 2-Trevor Story, SS 3-Eugenio Suarez, 3B 4-Josh Bell, 1B 5-Jeff McNeil, RF 6-Derek Dietrich, 2B 7-Harold Ramirez, LF 8-Jorge Alfaro, C 9-Tanner Roark, P





Gerry Hobbs

805 Lakeview Estates

Morgantown, WV 26508

(304) 594-0369

Gerald.Hobbs@mail.wvu.edu

31 Players	Tm	Lg	AVG	G	AB	R	H	2B	3B	HR	TB	RBI	SO	BB	ASB	SB	CS	SBP	GDP
WICK, R.			.333	32	3	0	1	0	0	0	1	0	1	0	0	0	0	-	0
STRATTON, C.	MR	TCBA	.300	20	10	0	3	0	0	0	3	1	1	0	0	0	0	-	0
ALFARO, J.	MR	TCBA	.299	125	371	57	111	14	2	17	180	63	134	29	1	0	1	.0	6
GONZALEZ, M.	MR	TCBA	.293	127	386	45	113	11	0	15	169	64	94	15	0	0	0	-	7
McNEIL, J.	MR	TCBA	.289	113	446	71	129	29	2	22	228	71	61	23	6	3	3	50.0	6
BELL, J.	MR	TCBA	.286	150	545	97	156	38	2	37	309	94	129	63	0	0	0	-	12
RAMIREZ, H.	MR	FARM	.283	104	332	39	94	14	2	12	148	46	78	14	4	2	2	50.0	5
JOYCE, M.	MR	TCBA	.276	98	210	22	58	5	0	6	81	28	41	33	0	0	0	-	7
BETTS, M.	MR	TCBA	.276	153	613	110	169	32	4	24	281	65	115	89	27	17	10	63.0	10
SMITH, W.	MR	FARM	.273	59	161	21	44	12	2	4	72	22	59	16	0	0	0	-	1
WAGUESPACK, J.			.269	17	26	4	7	2	0	0	9	1	7	3	0	0	0	-	0
HOLT, B.	MR	TCBA	.268	112	220	35	59	10	3	3	84	20	41	28	2	1	1	50.0	2
STORY, T.	MR	TCBA	.267	154	554	96	148	34	5	26	270	80	161	59	36	30	6	83.3	5
SUAREZ, E.	MR	TCBA	.242	157	590	115	143	24	5	49	324	122	205	66	1	0	1	.0	15
O'HEARN, R.	MR	TCBA	.229	75	105	16	24	5	0	6	47	15	33	11	0	0	0	-	1
CASHNER, A.	MR	TCBA	.214	25	42	3	9	2	0	0	11	2	10	3	0	0	0	-	1
LUCROY, J.	MR	TCBA	.208	40	72	7	15	1	0	1	19	7	12	11	0	0	0	-	3
LUPLOW, J.	MR	TCBA	.207	107	246	41	51	15	0	17	117	40	74	34	3	3	0	100.0	5
LORENZEN, M.	MR	TCBA	.200	66	10	2	2	0	0	1	5	1	5	0	0	0	0	-	1
DUFFY, D.	MR	TCBA	.190	26	42	5	8	0	0	0	8	2	19	1	0	0	0	-	1
DIETRICH, D.			.181	88	238	33	43	10	1	14	97	35	81	16	2	2	0	100.0	1
KEMP, T.	MR	TCBA	.172	70	99	18	17	2	1	3	30	14	26	8	0	0	0	-	3
MEANS, J.	MR	TCBA	.155	28	58	5	9	3	0	1	15	11	19	2	0	0	0	-	1
ROARK, T.	MR	TCBA	.153	32	59	1	9	3	0	0	12	2	24	0	0	0	0	-	0
WILLIAMS, T.	MR	TCBA	.121	21	33	2	4	0	0	0	4	2	15	0	0	0	0	-	1
ANDERSON, C.	MR	TCBA	.119	26	42	5	5	0	0	0	5	6	24	5	0	0	0	-	0
GREEN, C.	MR	TCBA	.000	55	5	1	0	0	0	0	0	0	1	0	0	0	0	-	0
ROGERS, T.	MR	TCBA	.000	57	1	1	0	0	0	0	0	0	0	1	0	0	0	-	0
MONTERO, R.	MR	TCBA	.000	28	1	0	0	0	0	0	0	0	1	0	0	0	0	-	0
MARSHALL, E.	MR	TCBA	-	51	0	0	0	0	0	0	0	0	0	0	0	0	0	-	0
PETIT, Y.	MR	TCBA	-	61	0	0	0	0	0	0	0	0	0	0	0	0	0	-	0
Morgantown Raiders			.259	2277	5520	852	1431	266	29	258	2529	814	1471	530	82	58	24	70.7	94



Suarez




31 Players	Tm	Lg	AVG	OBP	SLG	OPS	ISO	SECA	TA	RCON	RC	RC/G	PA	IBB	HBP	SH	SF
WICK, R.			.333	.333	.333	.667	.000	.000	.500	-.0	.3	4.5	3	0	0	0	0
STRATTON, C.	MR	TCBA	.300	.300	.300	.600	.000	.000	.429	-.4	.9	3.5	10	0	0	0	0
ALFARO, J.	MR	TCBA	.299	.357	.485	.842	.186	.261	.809	19.2	65.1	6.4	414	2	7	1	5
GONZALEZ, M.	MR	TCBA	.293	.320	.438	.758	.145	.184	.668	7.5	53.5	5.0	412	0	3	2	5
McNEIL, J.	MR	TCBA	.289	.348	.511	.859	.222	.274	.837	24.7	79.7	6.5	491	2	19	0	3
BELL, J.	MR	TCBA	.286	.361	.567	.928	.281	.396	.933	44.8	111.4	7.5	612	3	2	0	2
RAMIREZ, H.	MR	FARM	.283	.315	.446	.761	.163	.205	.678	5.6	45.3	5.0	349	1	2	0	1
JOYCE, M.	MR	TCBA	.276	.368	.386	.754	.110	.267	.717	6.9	31.1	5.1	247	1	0	0	4
BETTS, M.	MR	TCBA	.276	.367	.458	.826	.183	.339	.836	31.2	106.3	6.2	705	3	1	0	2
SMITH, W.	MR	FARM	.273	.362	.447	.809	.174	.273	.805	7.5	27.9	6.3	185	1	7	0	1
WAGUESPACK, J.			.269	.345	.346	.691	.077	.192	.632	.1	3.7	4.0	35	0	0	6	0
HOLT, B.	MR	TCBA	.268	.352	.382	.734	.114	.241	.695	4.1	31.4	5.1	250	1	1	0	1
STORY, T.	MR	TCBA	.267	.339	.487	.827	.220	.370	.868	31.2	97.2	6.3	619	3	3	0	3
SUAREZ, E.	MR	TCBA	.242	.333	.549	.882	.307	.417	.881	38.2	108.3	6.2	681	0	18	0	7
O'HEARN, R.	MR	TCBA	.229	.299	.448	.747	.219	.324	.707	1.8	14.6	4.8	117	0	0	0	1
CASHNER, A.	MR	TCBA	.214	.267	.262	.529	.048	.119	.412	-2.4	3.1	2.2	49	0	0	4	0
LUCROY, J.	MR	TCBA	.208	.310	.264	.573	.056	.208	.500	-2.4	6.1	2.7	84	0	0	0	1
LUPLOW, J.	MR	TCBA	.207	.306	.476	.782	.268	.419	.780	8.6	37.2	5.0	284	1	2	0	2
LORENZEN, M.	MR	TCBA	.200	.200	.500	.700	.300	.300	.556	-.1	.5	1.5	10	0	0	0	0
DUFFY, D.	MR	TCBA	.190	.209	.190	.400	.000	.024	.257	-4.5	1.7	1.2	46	0	0	3	0
DIETRICH, D.			.181	.297	.408	.705	.227	.303	.709	1.9	32.0	4.4	279	0	24	0	1
KEMP, T.	MR	TCBA	.172	.259	.303	.562	.131	.212	.494	-4.7	7.8	2.5	112	0	4	0	1
MEANS, J.	MR	TCBA	.155	.180	.259	.439	.103	.138	.340	-5.5	2.8	1.4	64	0	0	3	1
ROARK, T.	MR	TCBA	.153	.153	.203	.356	.051	.051	.240	-7.3	2.1	1.0	66	0	0	7	0
WILLIAMS, T.	MR	TCBA	.121	.121	.121	.242	.000	.000	.133	-5.4	.5	.4	37	0	0	3	0
ANDERSON, C.	MR	TCBA	.119	.208	.119	.327	.000	.119	.270	-5.3	1.8	1.1	53	0	0	5	1
GREEN, C.	MR	TCBA	.000	.000	.000	.000	.000	.000	.000	-1.3	.0	.0	6	0	0	1	0
ROGERS, T.	MR	TCBA	.000	.500	.000	.500	.000	1.000	1.000	.1	.3	3.5	3	0	0	1	0
MONTERO, R.	MR	TCBA	.000	.000	.000	.000	.000	.000	.000	-.3	.0	.0	1	0	0	0	0
MARSHALL, E.	MR	TCBA	-	-	-	-	-	-	-	.0	-	-	0	0	0	0	0
PETIT, Y.	MR	TCBA	-	-	-	-	-	-	-	.0	-	-	0	0	0	0	0
Morgantown Raiders			.259	.332	.458	.790	.199	.301	.763	193.8	858.0	5.4	6224	18	93	36	42

15 Pitchers	Tm	Lg	W	L	PCT	SV	ERA	G	GS	CG	SHO	QS	IP	H	R	ER	HR	SO	BB
PETIT, Y.	MR	TCBA	13	2	.867	18	1.93	61	0	0	0	0	79.1	62	20	17	8	79	13
WICK, R.			3	1	.750	2	3.50	32	0	0	0	0	36.0	25	16	14	7	40	23
ROARK, T.	MR	TCBA	11	10	.524	0	3.68	32	31	4	2	16	186.0	178	90	76	25	178	57
ROGERS, T.	MR	TCBA	8	4	.667	11	3.76	56	0	0	0	0	64.2	56	37	27	14	65	14
MARSHALL, E.	MR	TCBA	4	2	.667	4	3.97	51	0	0	0	0	56.2	46	27	25	13	38	21
LORENZEN, M.	MR	TCBA	5	3	.625	1	4.00	63	0	0	0	0	83.1	69	41	37	8	76	45
MEANS, J.	MR	TCBA	13	7	.650	0	4.01	28	28	2	0	12	175.0	135	84	78	35	154	45
STRATTON, C.	MR	TCBA	0	2	.000	1	4.10	20	1	0	0	0	41.2	47	23	19	3	43	20
MONTERO, R.	MR	TCBA	3	1	.750	0	4.11	28	0	0	0	0	30.2	24	17	14	3	35	11
GREEN, C.	MR	TCBA	2	3	.400	0	4.14	55	1	0	0	0	76.0	75	38	35	12	85	16
ANDERSON, C.	MR	TCBA	9	8	.529	0	4.29	26	25	2	2	9	144.2	140	80	69	23	152	55
WILLIAMS, T.	MR	TCBA	5	4	.556	0	4.54	21	17	0	0	7	103.0	131	61	52	13	86	31
WAGUESPACK, J.			6	5	.545	0	5.18	17	14	0	0	6	88.2	94	54	51	19	70	30
CASHNER, A.	MR	TCBA	5	7	.417	0	5.26	25	20	1	1	8	128.1	155	78	75	16	107	45
DUFFY, D.	MR	TCBA	3	13	.188	0	5.75	26	25	0	0	6	139.1	162	101	89	26	129	43
Morgantown Raiders			90	72	.556	37	4.26	541	162	9	5	64	1433.1	1399	767	678	225	1337	469



Petit

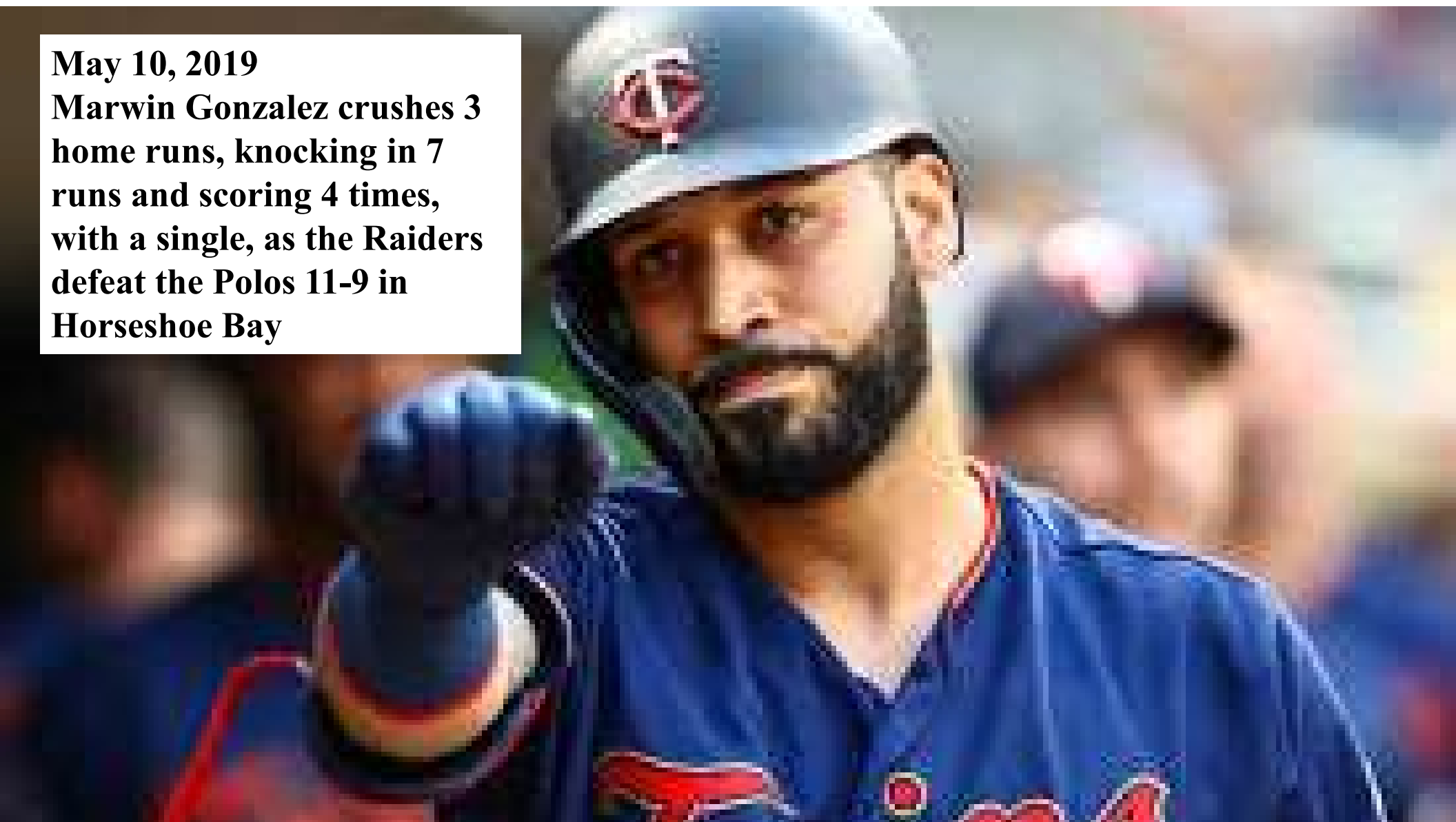
15 Pitchers	Tm	Lg	SUP/9	R/9	ERA	BF/9	BR/9	H/9	BB/9	SO/9	HR/9	ERPT	OBA	BF	BR	IBB	HB	WP	BK
PETIT, Y.	MR	TCBA	.0	2.27	1.93	35.8	8.2	7.0	1.1	9.0	.91	22.1	.207	316	72	3	0	0	0
WICK, R.			.0	4.00	3.50	39.0	11.8	6.3	5.5	10.0	1.75	3.8	.189	156	47	1	0	0	0
ROARK, T.	MR	TCBA	4.4	4.35	3.68	38.2	11.7	8.6	2.8	8.6	1.21	15.7	.247	789	242	0	7	0	0
ROGERS, T.	MR	TCBA	.0	5.15	3.76	37.2	10.2	7.8	1.7	9.0	1.95	4.9	.228	267	73	2	5	0	0
MARSHALL, E.	MR	TCBA	.0	4.29	3.97	37.0	10.5	7.3	3.2	6.0	2.06	2.9	.218	233	66	1	0	0	0
LORENZEN, M.	MR	TCBA	.0	4.43	4.00	38.6	12.0	7.5	4.3	8.2	.86	4.1	.225	357	111	5	2	1	0
MEANS, J.	MR	TCBA	5.2	4.32	4.01	36.3	9.6	6.9	2.3	7.9	1.80	8.3	.209	706	187	0	7	1	0
STRATTON, C.	MR	TCBA	.4	4.97	4.10	40.6	14.5	10.2	4.3	9.3	.65	1.5	.285	188	67	0	0	0	0
MONTERO, R.	MR	TCBA	.0	4.99	4.11	37.0	10.6	7.0	3.2	10.3	.88	1.1	.211	126	36	0	1	0	0
GREEN, C.	MR	TCBA	.0	4.50	4.14	37.3	11.1	8.9	1.9	10.1	1.42	2.5	.254	315	94	0	3	1	0
ANDERSON, C.	MR	TCBA	5.7	4.98	4.29	39.2	12.6	8.7	3.4	9.5	1.43	2.3	.251	630	203	1	9	0	1
WILLIAMS, T.	MR	TCBA	4.9	5.33	4.54	41.4	14.2	11.4	2.7	7.5	1.14	-1.2	.301	474	163	0	1	1	0
WAGUESPACK, J.			7.5	5.48	5.18	38.7	12.7	9.5	3.0	7.1	1.93	-7.3	.272	381	125	0	1	1	0
CASHNER, A.	MR	TCBA	4.3	5.47	5.26	40.2	14.4	10.9	3.1	7.5	1.12	-11.7	.302	573	205	1	6	4	0
DUFFY, D.	MR	TCBA	4.5	6.52	5.75	40.4	13.5	10.5	2.8	8.3	1.68	-20.3	.286	626	209	0	4	2	0
Morgantown Raiders			3.4	4.82	4.26	38.5	11.9	8.8	2.9	8.4	1.41	28.8	.252	6137	1900	14	46	11	1



Means

May 10, 2019

Marwin Gonzalez crushes 3 home runs, knocking in 7 runs and scoring 4 times, with a single, as the Raiders defeat the Polos 11-9 in Horseshoe Bay





**June 27, 2019
Pinch hitter Tony Kemp
delivers the only Grand
Slam of the season for the
Raiders in the 7th inning of
a 13-2 win over Rapidan.**

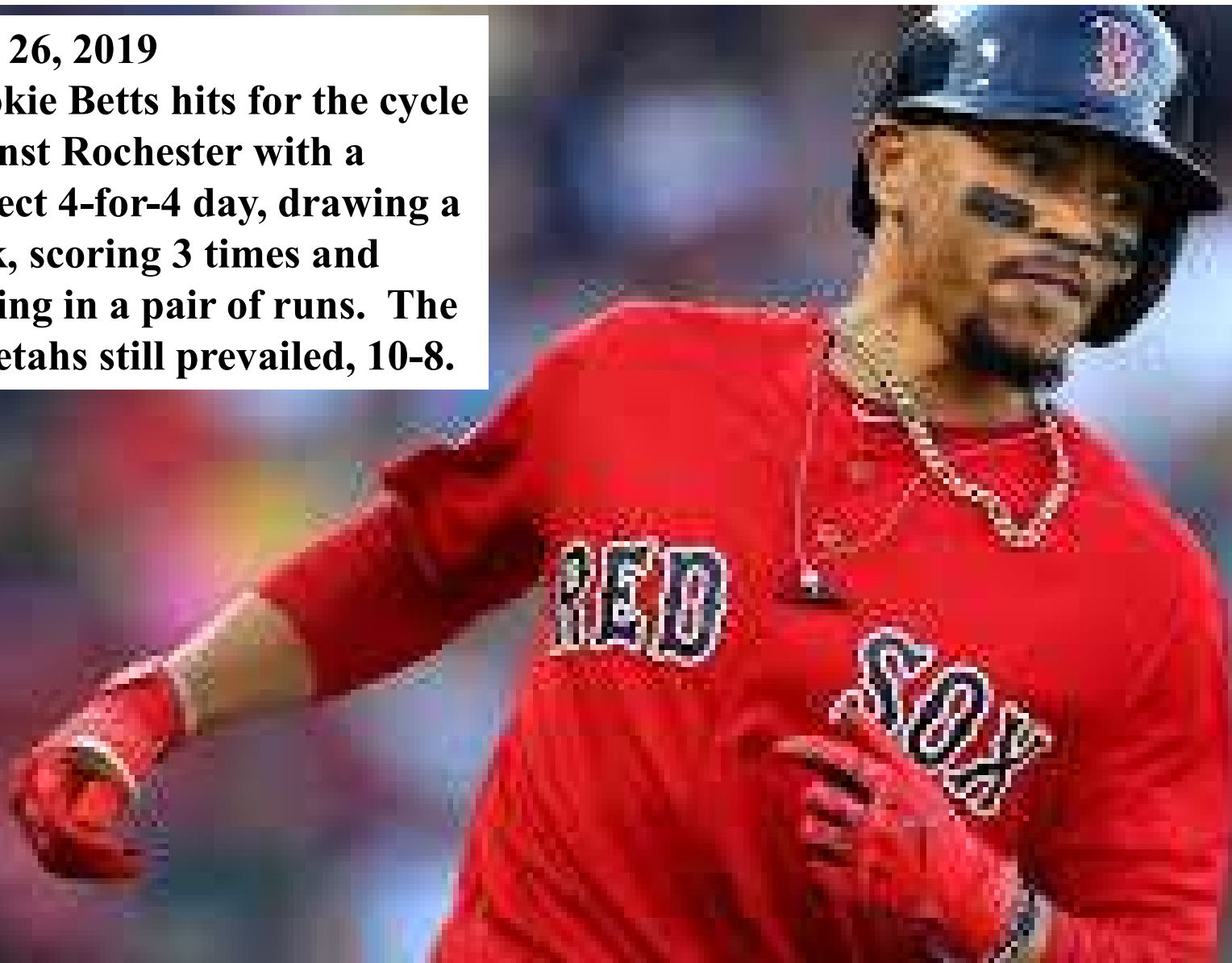
July 20, 2019

Josh Bell goes 4-for-4, all extra base hits (two doubles and two home runs, with a walk) but the Raiders drop a 7-6 decision in Hilton Head



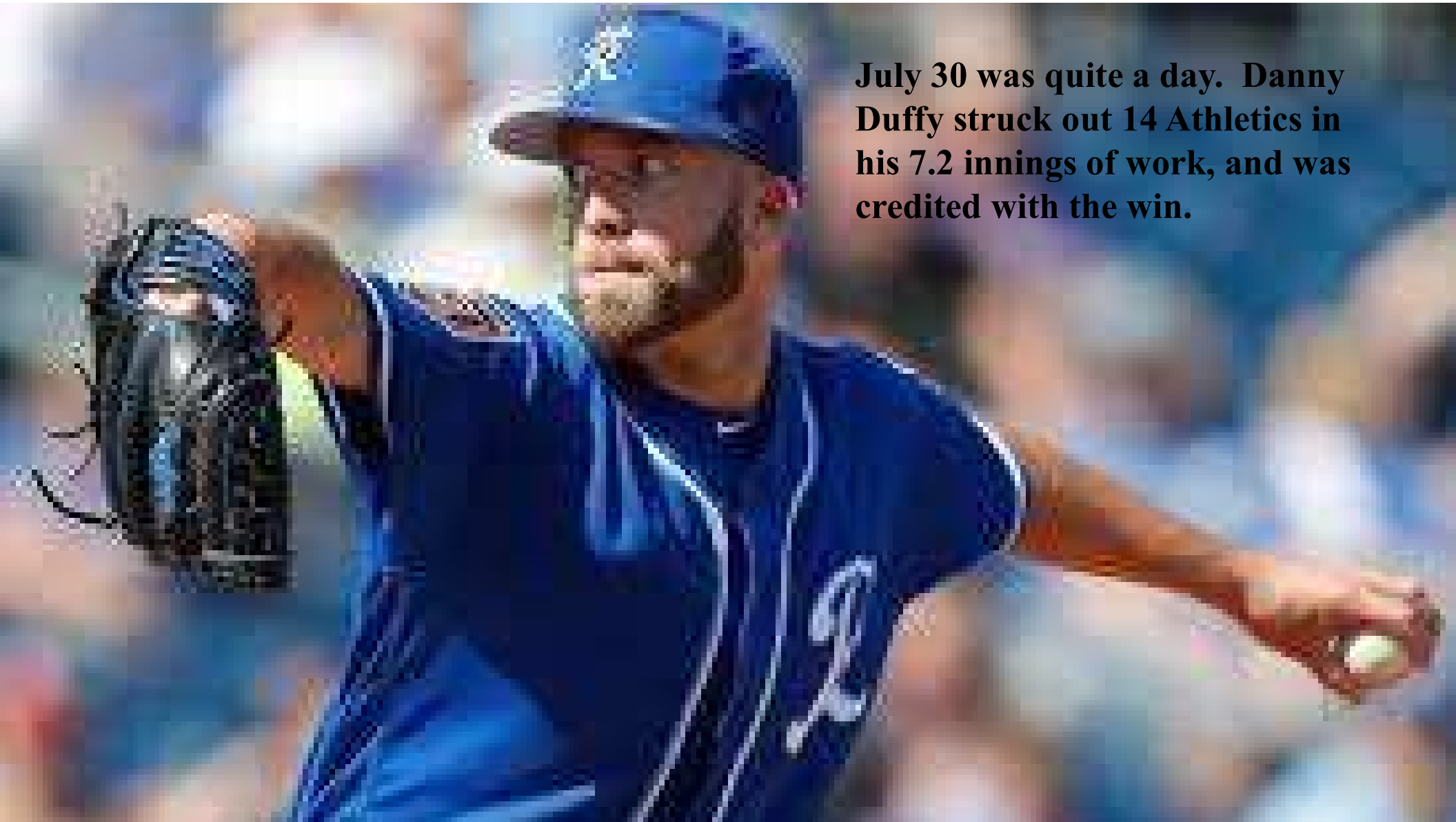
July 26, 2019

Mookie Betts hits for the cycle against Rochester with a perfect 4-for-4 day, drawing a walk, scoring 3 times and driving in a pair of runs. The Cheetahs still prevailed, 10-8.



July 30, 2019
Jeff McNeil cracks 4
doubles in Eastport,
leading the Raiders to
an 8-3 victory





July 30 was quite a day. Danny Duffy struck out 14 Athletics in his 7.2 innings of work, and was credited with the win.





Mirthmakers

Mirthmakers

MIMOSA MIRTHMAKERS 2020 Opening Day Starting Lineup

1-Shin-Soo Choo, RF 2-Kevin Newman, SS 3-Ryan Braun, CF 4-Nelson Cruz, LF
5-Eduardo Escobar, 3B 6-Garrett Cooper, 1B 7-Adam Frazier, 2B 8-Tucker Barnhart, C
9-Jacob deGrom, P





Larry Smith

110 S Clinton Ave

Wenonah, NJ 08090

(856) 468-3480

larrysmith01@comcast.net

U-TCBA20 - Mimosa Mirthmakers - Player Batting

34 Players	Tm	Lg	AVG	G	AB	R	H	2B	3B	HR	TB	RBI	SO	BB	ASB	SB	CS	SBP	GDP
WIETERS, M.	MI	TCBA	.333	65	51	7	17	2	0	3	28	13	10	2	0	0	0	-	1
MORGAN, A.	MI	TCBA	.333	18	6	1	2	0	0	0	2	0	2	0	0	0	0	-	0
FREESE, D.	MI	TCBA	.302	101	172	27	52	11	0	14	105	38	47	36	0	0	0	-	7
CRUZ, N.	MI	TCBA	.301	133	468	86	141	37	0	39	295	92	129	58	0	0	0	-	12
MURPHY, D.	MI	TCBA	.288	117	312	35	90	14	0	17	155	47	52	24	1	1	0	100.0	10
LOPES, T.	MI	TCBA	.286	19	42	8	12	2	0	1	17	2	12	3	4	3	1	75.0	0
RAMOS, W.	MI	TCBA	.285	100	326	31	93	9	0	11	135	52	56	25	0	0	0	-	13
NEWMAN, K.	MI	TCBA	.282	133	517	79	146	15	6	19	230	63	86	27	11	8	3	72.7	7
COOPER, G.	MI	TCBA	.282	100	326	52	92	15	1	16	157	48	94	27	0	0	0	-	7
BRAUN, R.	MI	TCBA	.280	126	425	72	119	34	3	21	222	68	81	19	10	9	1	90.0	18
ESCOBAR, E.	MI	TCBA	.279	162	657	103	183	27	11	38	346	111	142	47	7	6	1	85.7	10
FRAZIER, A.	MI	TCBA	.278	147	522	58	145	33	7	8	216	57	95	26	3	0	3	.0	9
ANDERSON, B.	MI	TCBA	.270	122	348	67	94	30	1	20	186	54	83	32	2	2	0	100.0	11
FREEMAN, M.	MI	TCBA	.267	49	90	13	24	3	0	0	27	5	32	8	0	0	0	-	3
GALLO, J.	MI	TCBA	.260	108	281	65	73	20	0	28	177	78	124	50	4	4	0	100.0	1
CHOO, S.	MI	TCBA	.251	122	458	78	115	27	0	14	184	45	122	40	16	9	7	56.3	6
BARNHART, T.	MI	TCBA	.246	92	191	25	47	7	0	6	72	28	45	21	1	1	0	100.0	5
deGROM, J.	MI	TCBA	.217	34	69	6	15	0	0	0	15	6	24	5	0	0	0	-	0
ARCIA, O.	MI	TCBA	.215	110	158	26	34	3	1	5	54	17	41	26	4	3	1	75.0	4
MIKOLAS, M.	MI	TCBA	.185	30	54	3	10	1	0	0	11	2	13	0	0	0	0	-	1
MALDONADO, M.	HO	TCBA	.157	23	51	4	8	2	0	1	13	3	21	5	0	0	0	-	2
BAUER, T.	MI	TCBA	.143	32	56	4	8	0	0	0	8	2	29	3	0	0	0	-	0
RYU, H.	MI	TCBA	.125	31	64	4	8	0	0	1	11	2	30	3	0	0	0	-	1
TEHERAN, J.	MI	TCBA	.125	17	32	3	4	1	0	0	5	0	12	0	0	0	0	-	0
LYLES, J.	MI	TCBA	.118	21	34	1	4	0	0	0	4	0	18	0	0	0	0	-	0
STAMMEN, C.	MI	TCBA	.000	67	8	0	0	0	0	0	0	0	1	2	0	0	0	-	0
HARPER, R.	MI	TCBA	.000	46	2	0	0	0	0	0	0	0	1	0	0	0	0	-	0
YATES, K.	MI	TCBA	.000	54	2	0	0	0	0	0	0	0	1	0	0	0	0	-	0
BAEZ, P.	MI	TCBA	.000	61	1	0	0	0	0	0	0	0	1	0	0	0	0	-	0
OSUNA, R.	MI	TCBA	.000	66	1	0	0	0	0	0	0	0	0	0	0	0	0	-	0
SANCHEZ, A.	HO	TCBA	.000	1	1	0	0	0	0	0	0	0	0	0	0	0	0	-	0
ELIAS, R.	MI	TCBA	-	12	0	0	0	0	0	0	0	0	0	0	0	0	0	-	0
FLORO, D.	MI	TCBA	-	15	0	0	0	0	0	0	0	0	0	0	0	0	0	-	0
KOLAREK, A.	MI	TCBA	-	63	0	0	0	0	0	0	0	0	0	0	0	0	0	-	0
Mimosa Mirthmakers			.268	2397	5725	858	1536	293	30	262	2675	833	1404	489	63	46	17	73.0	128



U-TCBA20 - Mimosa Mirthmakers - Player Batting

34 Players	Tm	Lg	AVG	OBP	SLG	OPS	ISO	SECA	TA	RCON	RC	RC/G	PA	IBB	HBP	SH	SF
WIETERS, M.	MI	TCBA	.333	.358	.549	.908	.216	.255	.857	3.5	9.7	7.3	54	0	0	1	0
MORGAN, A.	MI	TCBA	.333	.333	.333	.667	.000	.000	.500	-.1	.7	4.5	6	0	0	0	0
FREESE, D.	MI	TCBA	.302	.431	.610	1.042	.308	.517	1.134	23.7	45.2	9.6	211	6	3	0	0
CRUZ, N.	MI	TCBA	.301	.378	.630	1.009	.329	.453	1.050	52.5	111.2	8.7	534	4	3	0	5
MURPHY, D.	MI	TCBA	.288	.339	.497	.836	.208	.288	.780	15.2	50.4	5.8	339	1	1	0	2
LOPES, T.	MI	TCBA	.286	.333	.405	.738	.119	.238	.742	.9	6.0	5.2	45	0	0	0	0
RAMOS, W.	MI	TCBA	.285	.336	.414	.750	.129	.206	.659	6.8	43.1	4.6	358	1	2	1	4
NEWMAN, K.	MI	TCBA	.282	.321	.445	.766	.162	.224	.706	11.6	73.8	5.2	552	1	4	1	3
COOPER, G.	MI	TCBA	.282	.343	.482	.824	.199	.282	.780	14.8	53.5	5.9	359	2	4	0	2
BRAUN, R.	MI	TCBA	.280	.327	.522	.849	.242	.306	.803	23.2	67.0	5.5	456	0	11	0	1
ESCOBAR, E.	MI	TCBA	.279	.326	.527	.853	.248	.327	.825	33.8	112.8	6.2	708	1	1	0	3
FRAZIER, A.	MI	TCBA	.278	.317	.414	.730	.136	.180	.635	3.5	66.6	4.6	557	0	5	1	3
ANDERSON, B.	MI	TCBA	.270	.347	.534	.881	.264	.362	.868	23.8	63.5	6.4	395	0	10	2	2
FREEMAN, M.	MI	TCBA	.267	.359	.300	.659	.033	.122	.580	-.1	10.0	3.9	103	0	5	0	0
GALLO, J.	MI	TCBA	.260	.370	.630	1.000	.370	.562	1.105	32.4	70.5	9.1	332	3	0	0	1
CHOO, S.	MI	TCBA	.251	.325	.402	.727	.151	.242	.685	4.8	60.7	4.6	511	0	11	0	1
BARNHART, T.	MI	TCBA	.246	.316	.377	.693	.131	.246	.631	.9	23.2	4.1	215	1	0	0	3
deGROM, J.	MI	TCBA	.217	.270	.217	.488	.000	.072	.370	-5.0	5.1	2.2	84	0	0	9	0
ARCIA, O.	MI	TCBA	.215	.326	.342	.668	.127	.304	.643	-.2	18.3	3.8	184	4	0	0	0
MIKOLAS, M.	MI	TCBA	.185	.185	.204	.389	.019	.019	.244	-6.1	2.0	1.1	58	0	0	4	0
MALDONADO, M.	HO	TCBA	.157	.232	.255	.487	.098	.196	.400	-3.8	2.8	1.7	56	0	0	0	0
BAUER, T.	MI	TCBA	.143	.186	.143	.329	.000	.054	.229	-7.3	1.8	1.0	62	0	0	3	0
RYU, H.	MI	TCBA	.125	.164	.172	.336	.047	.094	.246	-8.4	2.1	.9	74	0	0	7	0
TEHERAN, J.	MI	TCBA	.125	.125	.156	.281	.031	.031	.179	-4.8	.9	.7	41	0	0	9	0
LYLES, J.	MI	TCBA	.118	.167	.118	.284	.000	.000	.200	-5.0	.8	.7	37	0	2	1	0
STAMMEN, C.	MI	TCBA	.000	.200	.000	.200	.000	.250	.250	-1.3	.1	.4	10	0	0	0	0
HARPER, R.	MI	TCBA	.000	.000	.000	.000	.000	.000	.000	-.5	.0	.0	2	0	0	0	0
YATES, K.	MI	TCBA	.000	.000	.000	.000	.000	.000	.000	-.5	.0	.0	2	0	0	0	0
BAEZ, P.	MI	TCBA	.000	.000	.000	.000	.000	.000	.000	-.3	.0	.0	1	0	0	0	0
OSUNA, R.	MI	TCBA	.000	.000	.000	.000	.000	.000	.000	-.3	.0	.0	1	0	0	0	0
SANCHEZ, A.	HO	TCBA	.000	.000	.000	.000	.000	.000	.000	-.3	.0	.0	1	0	0	0	0
ELIAS, R.	MI	TCBA	-	-	-	-	-	-	-	.0	-	-	0	0	0	0	0
FLORO, D.	MI	TCBA	-	-	-	-	-	-	-	.0	-	-	0	0	0	0	0
KOLAREK, A.	MI	TCBA	-	-	-	-	-	-	-	.0	-	-	0	0	0	0	0
Mimosa Mirthmakers			.268	.331	.467	.798	.199	.289	.755	207.4	879.0	5.4	6348	24	62	39	30

U-TCBA20 - Mimosa Mirthmakers - Player Pitching

17 Pitchers	Tm	Lg	W	L	PCT	SV	ERA	G	GS	CG	SHO	QS	IP	H	R	ER	HR	SO	BB
MORGAN, A.	MI	TCBA	1	1	.500	1	1.47	18	0	0	0	0	30.2	28	5	5	3	40	5
YATES, K.	MI	TCBA	6	3	.667	27	1.61	54	0	0	0	0	61.2	29	12	11	4	54	21
deGROM, J.	MI	TCBA	14	9	.609	0	2.91	33	33	6	1	22	232.0	164	87	75	30	269	56
STAMMEN, C.	MI	TCBA	8	3	.727	1	3.19	67	0	0	0	0	93.0	80	42	33	8	87	18
KOLAREK, A.	MI	TCBA	1	2	.333	1	3.43	63	0	0	0	0	63.0	48	25	24	14	48	18
RYU, H.	MI	TCBA	8	13	.381	0	3.76	31	31	1	0	18	201.0	176	101	84	23	181	34
TEHERAN, J.	MI	TCBA	9	3	.750	0	3.88	17	17	0	0	9	109.0	89	54	47	11	101	56
HARPER, R.	MI	TCBA	3	1	.750	0	3.92	46	0	0	0	0	59.2	54	26	26	10	55	19
MIKOLAS, M.	MI	TCBA	6	12	.333	0	4.17	30	29	1	0	13	166.0	184	90	77	20	141	40
ELIAS, R.	MI	TCBA	1	0	1.000	0	5.29	12	0	0	0	0	17.0	14	12	10	6	13	7
SANCHEZ, A.	HO	TCBA	0	0	-	0	5.40	1	1	0	0	0	3.1	2	4	2	0	2	6
BAEZ, P.	MI	TCBA	4	5	.444	2	5.48	61	0	0	0	0	70.2	70	46	43	16	61	29
BAUER, T.	MI	TCBA	10	10	.500	0	5.69	31	31	1	1	7	163.0	190	110	103	30	175	67
OSUNA, R.	MI	TCBA	3	6	.333	2	6.40	66	0	0	0	0	64.2	62	52	46	13	60	25
LYLES, J.	MI	TCBA	7	8	.467	0	6.91	21	20	1	1	7	100.1	116	86	77	16	104	48
FLORO, D.	MI	TCBA	4	1	.800	0	7.06	15	0	0	0	0	21.2	32	17	17	5	24	7
FREEMAN, M.	MI	TCBA	0	0	-	0	45.00	1	0	0	0	0	1.0	4	5	5	1	1	2
Mimosa Mirthmakers			85	77	.525	34	4.23	567	162	10	3	76	1457.2	1342	774	685	210	1416	458



17 Pitchers	Tm	Lg	SUP/9	R/9	ERA	BF/9	BR/9	H/9	BB/9	SO/9	HR/9	ERPT	OBA	BF	BR	IBB	HB	WP	BK
MORGAN, A.	MI	TCBA	.0	1.47	1.47	36.1	10.0	8.2	1.5	11.7	.88	10.2	.243	123	34	0	1	0	0
YATES, K.	MI	TCBA	.0	1.75	1.61	34.3	7.2	4.2	2.5	7.9	.58	19.5	.137	235	49	4	3	0	0
deGROM, J.	MI	TCBA	4.4	3.38	2.91	35.4	8.8	6.4	2.1	10.4	1.16	39.8	.196	912	228	1	9	0	0
STAMMEN, C.	MI	TCBA	.0	4.06	3.19	36.6	9.4	7.7	1.5	8.4	.77	13.0	.224	378	97	2	1	0	0
KOLAREK, A.	MI	TCBA	.0	3.57	3.43	36.4	10.1	6.9	2.4	6.9	2.00	7.2	.209	255	71	1	6	0	0
RYU, H.	MI	TCBA	4.5	4.52	3.76	36.9	9.7	7.9	1.4	8.1	1.03	15.5	.229	825	217	3	10	0	0
TEHERAN, J.	MI	TCBA	5.6	4.46	3.88	38.2	12.2	7.3	4.6	8.3	.91	7.0	.223	463	148	0	3	0	1
HARPER, R.	MI	TCBA	.0	3.92	3.92	37.1	10.9	8.1	2.7	8.3	1.51	3.5	.239	246	72	1	0	3	0
MIKOLAS, M.	MI	TCBA	4.0	4.88	4.17	38.8	12.3	10.0	2.0	7.6	1.08	5.2	.278	716	227	3	6	2	0
ELIAS, R.	MI	TCBA	.0	6.35	5.29	38.1	11.1	7.4	3.7	6.9	3.18	-1.6	.215	72	21	0	0	0	0
SANCHEZ, A.	HO	TCBA	13.5	10.80	5.40	48.6	21.6	5.4	16.2	5.4	.00	-.4	.167	18	8	0	0	0	0
BAEZ, P.	MI	TCBA	.0	5.86	5.48	39.7	12.7	8.9	3.3	7.8	2.04	-8.0	.252	312	100	3	4	0	0
BAUER, T.	MI	TCBA	6.2	6.07	5.69	40.5	14.4	10.5	3.6	9.7	1.66	-22.3	.292	734	261	1	5	3	0
OSUNA, R.	MI	TCBA	.0	7.24	6.40	39.0	12.0	8.6	3.1	8.4	1.81	-14.0	.250	280	86	3	2	0	0
LYLES, J.	MI	TCBA	6.6	7.71	6.91	42.0	15.4	10.4	4.3	9.3	1.44	-27.3	.287	468	172	0	8	1	0
FLORO, D.	MI	TCBA	.0	7.06	7.06	41.5	16.2	13.3	2.9	10.0	2.08	-6.3	.344	100	39	0	0	0	0
FREEMAN, M.	MI	TCBA	.0	45.00	45.00	81.0	54.0	36.0	18.0	9.0	9.00	-4.5	.571	9	6	0	0	0	0
Mimosa Mirthmakers			3.4	4.78	4.23	37.9	11.3	8.3	2.7	8.7	1.30	36.5	.241	6146	1836	22	58	9	1





On June 8, in Hereford, both Joey Gallo and Nelson Cruz each hit three (3) home runs in an impressive power display that won the game 17-7. In all, the team hit 10 home runs that afternoon.



Jacob deGrom threw a 1-hit shutout against Eastport on August 25th, striking out 13 Athletics. He fanned 15 Polos on August 31 and whiffed 16 in South Starrucca on August 19



Garrett Cooper was the only Mirthmaker to hit a Grand Slam on the road. He also hit one at home, as did Joey Gallo, Daniel Murphy, Ryan Braun, Kevin Newman and David Freese.

CITY OF EVANSTON



BEEES

COOK COUNTY
ILLINOIS

EVANSTON BEES 2020 Opening Day Starting Lineup

1-Marcus Semien, SS 2-Austin Meadows, CF 3-Jose Martinez, LF 4-Tommy Edman, 3B 5-Max Kepler, RF 6-Joey Votto, 1B 7-Yolmer Sanchez, 2B 8-Danny Jansen, C 9-Jeff Samardzija, P



Al Keefer

2617 Princeton Ave

Evanston, IL 60201

(847) 328-8173

alkeefe@comcast.net



U-TCBA20 - Evanston Bees - Player Batting

34 Players	Tm	Lg	AVG	G	AB	R	H	2B	3B	HR	TB	RBI	SO	BB	ASB	SB	CS	SBP	GDP
RAMOS, E.	EB	TCBA	1.000	7	1	0	1	0	0	0	1	0	0	0	0	0	0	-	0
MILONE, T.	EB	TCBA	.412	37	17	2	7	3	0	0	10	1	2	0	0	0	0	-	1
WILSON, J.	EB	TCBA	.333	36	3	0	1	0	0	0	1	0	1	0	0	0	0	-	0
EDMAN, T.	EB	TCBA	.324	124	343	54	111	14	7	10	169	53	69	17	21	20	1	95.2	4
MURPHY, J.	EB	TCBA	.295	13	44	8	13	1	0	7	35	8	21	2	0	0	0	-	0
SEMIEN, M.	EB	TCBA	.292	162	653	119	191	45	10	36	364	102	118	84	29	16	13	55.2	7
VOTTO, J.	EB	TCBA	.288	148	504	67	145	35	0	20	240	63	123	75	0	0	0	-	7
MEADOWS, A.	EB	TCBA	.278	147	503	94	140	18	5	34	270	90	103	56	23	15	8	65.2	9
LAMET, D.	EB	TCBA	.269	13	26	2	7	0	0	0	7	1	8	0	0	0	0	-	0
MARTINEZ, J.	EB	TCBA	.265	125	317	33	84	13	4	8	129	42	62	40	0	0	0	-	5
LECLERC, J.	EB	TCBA	.250	53	4	1	1	0	0	0	1	0	2	1	0	0	0	-	0
HAMPSON, G.	EB	TCBA	.242	123	293	45	71	7	7	6	110	33	84	31	29	25	4	86.2	4
CHAVIS, M.	EB	TCBA	.242	104	194	26	47	5	0	9	79	28	74	17	1	0	1	.0	4
ZOBRIST, B.	EB	TCBA	.241	88	174	18	42	6	0	2	54	23	32	28	0	0	0	-	5
KEPLER, M.	EB	TCBA	.241	123	428	67	103	25	0	27	209	61	85	72	2	1	1	50.0	4
LeBLANC, W.	EB	TCBA	.220	24	41	8	9	1	0	0	10	2	12	8	0	0	0	-	0
RODRIGUEZ, R.	EB	TCBA	.219	106	269	39	59	13	2	19	133	42	89	15	2	2	0	100.0	3
PHEGLEY, J.	EB	TCBA	.218	102	266	35	58	16	1	9	103	31	59	15	0	0	0	-	7
FRANCO, M.	EB	TCBA	.218	124	386	40	84	22	2	11	143	57	70	30	0	0	0	-	23
SANCHEZ, Y.	EB	TCBA	.218	130	285	27	62	11	2	1	80	25	80	26	5	3	2	60.0	3
ENGEL, A.	EB	TCBA	.213	130	225	37	48	9	4	4	77	20	89	13	9	5	4	55.6	2
HEANEY, A.	EB	TCBA	.206	19	34	3	7	1	0	0	8	2	10	0	0	0	0	-	0
JANSEN, D.	EB	TCBA	.194	113	258	22	50	7	0	8	81	33	65	12	1	1	0	100.0	9
EOVALDI, N.	EB	TCBA	.174	14	23	2	4	0	0	0	4	0	6	5	0	0	0	-	0
WILKERSON, S.	EB	TCBA	.148	56	122	12	18	4	1	2	30	11	42	9	0	0	0	-	4
SCHERZER, M.	EB	TCBA	.147	28	68	5	10	0	0	0	10	5	32	0	0	0	0	-	0
STEPHENSON, R.	EB	TCBA	.143	53	7	0	1	0	0	0	1	0	4	0	0	0	0	-	1
SAMARDZIJA, J.	EB	TCBA	.106	31	66	2	7	0	0	0	7	0	29	0	0	0	0	-	0
STRIPLING, R.	EB	TCBA	.071	46	14	2	1	0	0	0	1	1	5	1	0	0	0	-	0
YOUNG, A.	EB	TCBA	.065	14	31	1	2	0	0	0	2	0	13	0	0	0	0	-	0
FREELAND, K.	EB	TCBA	.000	9	8	0	0	0	0	0	0	0	1	1	0	0	0	-	0
DIAZ, E.	EB	TCBA	.000	37	5	0	0	0	0	0	0	0	2	0	0	0	0	-	0
RYAN, K.	EB	TCBA	.000	58	5	0	0	0	0	0	0	0	2	0	0	0	0	-	0
GINKEL, K.	EB	TCBA	-	26	0	0	0	0	0	0	0	0	0	0	0	0	0	-	0
Evanston Bees			.246	2423	5617	771	1384	256	45	213	2369	734	1394	558	122	88	34	72.1	102



U-TCBA20 - Evanston Bees - Player Batting

34 Players	Tm	Lg	AVG	OBP	SLG	OPS	ISO	SECA	TA	RCON	RC	RC/G	PA	IBB	HBP	SH	SF
RAMOS, E.	EB	TCBA	1.000	1.000	1.000	2.000	.000	.000	-	.5	1.0	-	1	0	0	0	0
MILONE, T.	EB	TCBA	.412	.412	.588	1.000	.176	.176	.909	1.7	3.5	6.2	21	0	0	4	0
WILSON, J.	EB	TCBA	.333	.333	.333	.667	.000	.000	.500	-.0	.3	4.5	3	0	0	0	0
EDMAN, T.	EB	TCBA	.324	.354	.493	.846	.169	.274	.869	22.1	62.6	7.1	362	2	0	0	2
MURPHY, J.	EB	TCBA	.295	.326	.795	1.122	.500	.545	1.194	5.8	11.6	10.1	46	0	0	0	0
SEMIEN, M.	EB	TCBA	.292	.372	.557	.929	.265	.398	.963	51.8	135.6	7.6	740	8	0	0	3
VOTTO, J.	EB	TCBA	.288	.382	.476	.858	.188	.337	.872	33.7	97.1	7.1	586	0	4	0	3
MEADOWS, A.	EB	TCBA	.278	.354	.537	.891	.258	.384	.911	34.4	95.3	6.7	567	6	5	0	3
LAMET, D.	EB	TCBA	.269	.269	.269	.538	.000	.000	.368	-1.5	2.1	2.5	30	0	0	4	0
MARTINEZ, J.	EB	TCBA	.265	.343	.407	.750	.142	.268	.710	7.8	46.6	5.2	362	0	0	0	4
LECLERC, J.	EB	TCBA	.250	.400	.250	.650	.000	.250	.667	.0	.5	4.5	5	0	0	0	0
HAMPSON, G.	EB	TCBA	.242	.313	.375	.688	.133	.311	.722	4.4	38.1	4.4	326	0	0	0	2
CHAVIS, M.	EB	TCBA	.242	.305	.407	.712	.165	.247	.638	.4	23.7	4.2	214	1	1	1	1
ZOBRIST, B.	EB	TCBA	.241	.345	.310	.655	.069	.230	.599	-.5	19.8	3.8	205	1	0	1	1
KEPLER, M.	EB	TCBA	.241	.359	.488	.848	.248	.416	.882	26.4	80.2	6.5	513	10	9	0	3
LeBLANC, W.	EB	TCBA	.220	.347	.244	.591	.024	.220	.563	-.9	4.6	3.4	54	0	0	5	0
RODRIGUEZ, R.	EB	TCBA	.219	.258	.494	.752	.275	.338	.704	3.6	34.4	4.3	287	2	0	0	3
PHEGLEY, J.	EB	TCBA	.218	.270	.387	.657	.169	.226	.572	-4.3	26.9	3.3	289	1	5	0	3
FRANCO, M.	EB	TCBA	.218	.273	.370	.643	.153	.231	.532	-8.0	33.1	2.7	420	0	0	1	2
SANCHEZ, Y.	EB	TCBA	.218	.283	.281	.564	.063	.158	.482	-12.8	24.0	2.8	316	1	1	2	2
ENGEL, A.	EB	TCBA	.213	.283	.342	.626	.129	.191	.568	-6.8	22.2	3.2	250	0	9	3	0
HEANEY, A.	EB	TCBA	.206	.200	.235	.435	.029	.029	.296	-3.2	1.9	1.6	40	0	0	5	1
JANSEN, D.	EB	TCBA	.194	.234	.314	.548	.120	.171	.442	-14.2	17.3	2.1	274	0	2	0	1
EOVALDI, N.	EB	TCBA	.174	.321	.174	.495	.000	.217	.474	-1.3	1.9	2.4	30	0	0	2	0
WILKERSON, S.	EB	TCBA	.148	.209	.246	.455	.098	.172	.370	-10.6	6.0	1.5	134	0	1	0	2
SCHERZER, M.	EB	TCBA	.147	.147	.147	.294	.000	.000	.172	-9.9	1.8	.7	74	0	0	6	0
STEPHENSON, R.	EB	TCBA	.143	.143	.143	.286	.000	.000	.143	-1.0	.0	.0	8	0	0	1	0
SAMARDZIJA, J.	EB	TCBA	.106	.106	.106	.212	.000	.000	.119	-11.5	1.1	.4	74	0	0	8	0
STRIPLING, R.	EB	TCBA	.071	.133	.071	.205	.000	.071	.154	-2.5	.2	.4	16	0	0	1	0
YOUNG, A.	EB	TCBA	.065	.065	.065	.129	.000	.000	.069	-6.3	.3	.2	37	0	0	6	0
FREELAND, K.	EB	TCBA	.000	.111	.000	.111	.000	.125	.125	-1.7	.2	.4	14	0	0	5	0
DIAZ, E.	EB	TCBA	.000	.000	.000	.000	.000	.000	.000	-1.3	.0	.0	5	0	0	0	0
RYAN, K.	EB	TCBA	.000	.000	.000	.000	.000	.000	.000	-1.3	.0	.0	5	0	0	0	0
GINKEL, K.	EB	TCBA	-	-	-	-	-	-	-	.0	-	-	0	0	0	0	0
Evanston Bees			.246	.317	.422	.738	.175	.284	.699	93.2	762.7	4.6	6308	32	37	55	36

U-TCBA20 - Evanston Bees - Player Pitching

17 Pitchers	Tm	Lg	W	L	PCT	SV	ERA	G	GS	CG	SHO	QS	IP	H	R	ER	HR	SO	BB
GINKEL, K.	EB	TCBA	3	2	.600	11	2.54	26	0	0	0	0	28.1	14	9	8	5	29	12
RAMOS, E.	EB	TCBA	1	1	.500	0	2.70	7	0	0	0	0	13.1	12	4	4	2	13	5
SCHERZER, M.	EB	TCBA	13	7	.650	0	2.96	28	28	5	2	18	201.0	140	77	66	27	253	51
STRIPLING, R.	EB	TCBA	6	5	.545	10	3.23	46	7	1	0	4	94.2	74	38	34	19	92	21
SAMARDZIJA, J.	EB	TCBA	13	12	.520	0	3.35	31	30	3	2	16	201.2	166	86	75	32	135	53
LECLERC, J.	EB	TCBA	4	1	.800	0	3.36	53	1	0	0	1	77.2	70	38	29	11	103	35
RYAN, K.	EB	TCBA	4	2	.667	2	3.50	58	0	0	0	0	64.1	51	26	25	8	57	23
YOUNG, A.	EB	TCBA	7	6	.538	0	4.07	14	14	1	1	8	97.1	84	44	44	15	90	26
EOVALDI, N.	EB	TCBA	3	5	.375	0	4.24	14	14	1	1	7	80.2	69	47	38	10	76	44
HEANEY, A.	EB	TCBA	4	6	.400	0	4.47	19	17	1	1	9	112.2	99	61	56	20	143	33
FREELAND, K.	EB	TCBA	2	4	.333	0	4.57	9	7	0	0	4	45.1	53	23	23	5	47	21
WILSON, J.	EB	TCBA	2	4	.333	4	4.66	36	0	0	0	0	46.1	39	26	24	13	45	17
LeBLANC, W.	EB	TCBA	10	8	.556	0	4.75	24	23	2	1	13	132.2	157	81	70	26	107	35
MILONE, T.	EB	TCBA	5	5	.500	1	4.80	37	8	0	0	3	84.1	94	49	45	17	76	26
DIAZ, E.	EB	TCBA	1	1	.500	2	4.94	37	0	0	0	0	47.1	56	32	26	8	61	22
STEPHENSON, R.	EB	TCBA	1	4	.200	1	5.32	53	0	0	0	0	67.2	67	44	40	10	89	21
LAMET, D.	EB	TCBA	3	7	.300	0	5.54	13	13	2	1	4	78.0	89	51	48	17	93	36
Evanston Bees			82	80	.506	31	4.00	505	162	16	9	87	1473.1	1334	736	655	245	1509	481

17 Pitchers	Tm	Lg	SUP/9	R/9	ERA	BF/9	BR/9	H/9	BB/9	SO/9	HR/9	ERPT	OBA	BF	BR	IBB	HB	WP	BK
GINKEL, K.	EB	TCBA	.0	2.86	2.54	34.9	7.9	4.4	3.5	9.2	1.59	6.0	.144	110	25	1	0	1	0
RAMOS, E.	EB	TCBA	.0	2.70	2.70	37.8	11.5	8.1	3.4	8.8	1.35	2.6	.235	56	17	0	0	0	0
SCHERZER, M.	EB	TCBA	4.3	3.45	2.96	35.7	8.8	6.3	2.2	11.3	1.21	33.5	.190	798	196	1	6	0	0
STRIPLING, R.	EB	TCBA	1.1	3.61	3.23	36.2	9.2	7.0	1.8	8.7	1.81	12.9	.210	381	97	2	4	2	0
SAMARDZIJA, J.	EB	TCBA	4.9	3.84	3.35	36.4	10.1	7.4	2.3	6.0	1.43	24.8	.222	816	226	1	8	2	0
LECLERC, J.	EB	TCBA	.6	4.40	3.36	38.6	12.1	8.1	3.6	11.9	1.27	9.4	.237	333	104	4	3	1	0
RYAN, K.	EB	TCBA	.0	3.64	3.50	37.1	10.8	7.1	2.9	8.0	1.12	6.8	.217	265	77	2	5	2	0
YOUNG, A.	EB	TCBA	4.4	4.07	4.07	36.9	10.5	7.8	2.4	8.3	1.39	4.2	.230	399	114	0	4	2	0
EOVALDI, N.	EB	TCBA	4.2	5.24	4.24	39.0	13.1	7.7	4.9	8.5	1.12	1.9	.232	350	117	0	4	1	0
HEANEY, A.	EB	TCBA	4.7	4.87	4.47	37.2	10.6	7.9	2.6	11.4	1.60	-.2	.232	466	133	0	1	1	0
FREELAND, K.	EB	TCBA	2.6	4.57	4.57	40.9	14.9	10.5	4.0	9.3	.99	-.6	.293	206	75	1	2	0	0
WILSON, J.	EB	TCBA	.0	5.05	4.66	38.3	11.3	7.6	3.3	8.7	2.53	-1.1	.220	197	58	0	2	1	0
LeBLANC, W.	EB	TCBA	6.9	5.49	4.75	39.6	13.2	10.7	2.3	7.3	1.76	-4.3	.291	584	195	1	4	0	0
MILONE, T.	EB	TCBA	2.6	5.23	4.80	39.5	13.3	10.0	2.8	8.1	1.81	-3.3	.279	370	125	0	5	0	0
DIAZ, E.	EB	TCBA	.0	6.08	4.94	43.2	15.6	10.6	4.2	11.6	1.52	-2.6	.284	227	82	0	4	2	0
STEPHENSON, R.	EB	TCBA	.0	5.85	5.32	38.2	11.4	8.9	2.5	11.8	1.33	-6.5	.255	287	86	2	0	2	0
LAMET, D.	EB	TCBA	5.9	5.88	5.54	41.2	14.9	10.3	4.0	10.7	1.96	-9.4	.285	357	129	1	5	1	0
Evanston Bees			3.4	4.50	4.00	37.9	11.3	8.1	2.8	9.2	1.50	74.2	.238	6202	1856	16	57	18	0





July 2, 2019

Tommy Edman hits for the cycle for the Bees in a 10-7 victory in Farmington



**August 14, 2019
Max Scherzer fans 15
Athletics, walking none, in
a 6-4 win over Eastport.**

**August 26, 2019
Austin Meadows hits
three (3) home runs to
knock in all five of the
Bee runs in a 5-1 win
over Long Island.**



GRAND SLAM

Five Bees hit grand slams this season
Maikel Franco, Michael Chavis, Ben Zobrist,
Yolmer Sanchez (PH) and Max Kepler








Buckeyes

BRADENTON

BRADENTON BUCKEYES 2020 Opening Day Starting Lineup

1-Jonathan Villar, SS 2-Cesar Hernandez, 2B 3-Harold Castro, 3B 4-Mike Yastrzemski, LF
5-Nomar Mazara, CF 6-Teoscar Hernandez, RF 7-Jesus Aguilar, 1B 8-Victor Caratini, C
9-Walker Buehler, P



Bob Wood

17730 Burnham Avenue

Lansing, IL 60438

(708) 895-0967


rlwood14@yahoo.com



35 Players	Tm	Lg	AVG	G	AB	R	H	2B	3B	HR	TB	RBI	SO	BB	ASB	SB	CS	SBP	GDP
FULMER, C.	BR	TCBA	.500	10	2	0	1	0	0	0	1	2	1	0	0	0	0	-	0
MARTIN, C.	BR	TCBA	.333	51	3	0	1	0	0	0	1	0	1	0	0	0	0	-	0
YASTRZEMSKI, M.	BR	TCBA	.324	107	376	60	122	26	3	20	214	71	105	34	3	2	1	66.7	4
KINER-FALEFA, I.	BR	TCBA	.310	88	226	20	70	19	0	2	95	20	53	9	5	4	1	80.0	6
DUVALL, A.	BR	TCBA	.304	60	135	25	41	7	1	8	74	17	40	7	0	0	0	-	0
HERNANDEZ, C.	BR	TCBA	.297	147	535	68	159	22	3	13	226	55	109	23	35	20	15	57.1	4
CASTRO, H.	BR	TCBA	.294	103	333	47	98	12	1	8	136	37	80	11	10	7	3	70.0	0
BEATY, M.	BR	TCBA	.269	76	193	25	52	17	1	11	104	42	33	16	7	7	0	100.0	3
VILLAR, J.	BR	TCBA	.266	121	327	55	87	17	2	13	147	41	91	29	44	39	5	88.6	1
DIFO, W.	BR	TCBA	.265	50	68	13	18	2	0	0	20	5	15	5	4	1	3	25.0	1
MAZARA, N.	BR	TCBA	.257	115	378	60	97	19	1	25	193	61	94	28	6	4	2	66.7	3
TREVINO, J.	BR	TCBA	.256	61	90	8	23	4	1	1	32	20	18	3	0	0	0	-	1
HOLDER, J.	BR	TCBA	.250	42	16	1	4	1	0	1	8	2	3	1	0	0	0	-	0
CARATINI, V.	BR	TCBA	.245	107	245	32	60	7	0	11	100	35	60	31	2	2	0	100.0	5
FARMER, K.	BR	TCBA	.242	74	157	13	38	7	0	6	63	23	57	8	9	9	0	100.0	2
SEAGER, K.	BR	TCBA	.240	128	404	59	97	29	1	18	182	57	93	40	4	3	1	75.0	3
LOWE, N.	BR	TCBA	.233	56	120	13	28	5	0	5	48	14	40	13	0	0	0	-	2
GIOLITO, L.	BR	TCBA	.232	30	56	6	13	0	0	0	13	3	19	5	0	0	0	-	1
BAILEY, H.	BR	TCBA	.213	28	47	8	10	2	0	0	12	3	13	6	0	0	0	-	1
DeJONG, P.	BR	TCBA	.209	153	506	75	106	18	1	32	222	70	119	41	16	11	5	68.8	7
ALLEN, G.	BR	TCBA	.206	49	107	15	22	1	0	2	29	8	35	6	14	11	3	78.6	0
AGUILAR, J.	BR	TCBA	.201	119	309	38	62	13	0	13	114	32	80	37	1	1	0	100.0	7
MELANCON, M.	BR	TCBA	.200	62	5	1	1	0	0	0	1	0	1	0	0	0	0	-	0
SENZEL, N.	BR	TCBA	.190	111	289	31	55	14	3	11	108	37	85	20	24	16	8	66.7	0
HERNANDEZ, T.	BR	TCBA	.189	99	312	46	59	16	1	17	128	39	106	29	16	13	3	81.3	5
HAMILTON, B.	BR	TCBA	.188	49	112	16	21	5	1	0	28	3	28	8	4	3	1	75.0	0
SUAREZ, A.	BR	TCBA	.167	32	6	0	1	0	0	0	1	0	3	1	0	0	0	-	0
WAINWRIGHT, A.	BR	TCBA	.162	32	68	4	11	3	0	0	14	3	23	2	0	0	0	-	0
CEASE, D.	BR	TCBA	.150	17	20	0	3	0	0	0	3	1	7	1	0	0	0	-	0
YARBROUGH, R.	BR	TCBA	.119	37	42	5	5	0	0	1	8	2	14	5	0	0	0	-	0
HERRMANN, C.			.091	5	11	1	1	0	0	1	4	2	2	0	0	0	0	-	0
SENZATELA, A.	BR	TCBA	.077	13	13	0	1	0	0	0	1	0	10	1	0	0	0	-	0
BUEHLER, W.	BR	TCBA	.065	29	62	1	4	0	0	0	4	0	32	2	0	0	0	-	1
CASTRO, M.	BR	TCBA	.000	60	2	0	0	0	0	0	0	0	1	0	0	0	0	-	0
HICKS, J.	BR	TCBA	.000	27	1	0	0	0	0	0	0	0	0	0	0	0	0	-	0
Bradenton Buckeyes			.246	2348	5576	746	1371	266	20	219	2334	705	1471	422	204	153	51	75.0	57



35 Players	Tm	Lg	AVG	OBP	SLG	OPS	ISO	SECA	TA	RCON	RC	RC/G	PA	IBB	HBP	SH	SF
FULMER, C.	BR	TCBA	.500	.500	.500	1.000	.000	.000	1.000	.2	.5	13.5	2	0	0	0	0
MARTIN, C.	BR	TCBA	.333	.333	.333	.667	.000	.000	.500	-.0	.4	3.4	4	0	0	1	0
YASTRZEMSKI, M.	BR	TCBA	.324	.386	.569	.955	.245	.338	.985	34.8	84.1	8.7	417	5	5	0	2
KINER-FALEFA, I.	BR	TCBA	.310	.342	.420	.762	.111	.164	.675	5.8	31.2	5.1	238	0	2	1	0
DUVALL, A.	BR	TCBA	.304	.352	.548	.900	.244	.296	.894	9.1	26.9	7.7	145	0	3	0	0
HERNANDEZ, C.	BR	TCBA	.297	.328	.422	.750	.125	.178	.686	5.8	71.6	4.9	562	0	2	1	1
CASTRO, H.	BR	TCBA	.294	.317	.408	.725	.114	.159	.647	2.4	43.9	5.0	344	0	0	0	0
BEATY, M.	BR	TCBA	.269	.324	.539	.863	.269	.389	.882	12.7	34.8	6.5	210	0	0	0	1
VILLAR, J.	BR	TCBA	.266	.328	.450	.777	.183	.376	.878	17.7	54.1	5.9	357	4	1	0	0
DIFO, W.	BR	TCBA	.265	.315	.294	.609	.029	.074	.481	-3.4	5.7	2.8	73	0	0	0	0
MAZARA, N.	BR	TCBA	.257	.312	.511	.823	.254	.333	.797	15.1	61.0	5.7	410	1	3	0	1
TREVINO, J.	BR	TCBA	.256	.277	.356	.632	.100	.133	.515	-2.3	8.8	3.4	94	1	0	0	1
HOLDER, J.	BR	TCBA	.250	.294	.500	.794	.250	.313	.750	.5	2.4	5.1	18	0	0	1	0
CARATINI, V.	BR	TCBA	.245	.338	.408	.746	.163	.298	.721	6.2	35.4	5.0	281	1	4	0	1
FARMER, K.	BR	TCBA	.242	.280	.401	.681	.159	.268	.669	1.4	19.0	4.2	168	0	1	0	2
SEAGER, K.	BR	TCBA	.240	.311	.450	.761	.210	.314	.730	9.4	58.8	5.1	447	1	2	0	1
LOWE, N.	BR	TCBA	.233	.308	.400	.708	.167	.275	.649	.6	15.1	4.3	133	0	0	0	0
GIOLITO, L.	BR	TCBA	.232	.295	.232	.527	.000	.089	.409	-3.1	4.7	2.3	72	0	0	11	0
BAILEY, H.	BR	TCBA	.213	.302	.255	.557	.043	.170	.474	-2.0	4.1	2.5	60	2	0	6	0
DeJONG, P.	BR	TCBA	.209	.283	.439	.722	.229	.322	.694	3.3	63.3	4.1	562	4	12	0	3
ALLEN, G.	BR	TCBA	.206	.261	.271	.532	.065	.196	.545	-4.8	8.6	2.7	115	0	2	0	0
AGUILAR, J.	BR	TCBA	.201	.287	.369	.655	.168	.291	.602	-3.8	33.4	3.5	349	0	1	0	2
MELANCON, M.	BR	TCBA	.200	.200	.200	.400	.000	.000	.250	-.5	.3	1.4	6	0	0	1	0
SENZEL, N.	BR	TCBA	.190	.242	.374	.616	.183	.280	.595	-9.8	26.4	2.9	311	0	0	1	1
HERNANDEZ, T.	BR	TCBA	.189	.257	.410	.667	.221	.346	.651	-2.5	33.5	3.4	344	0	0	1	2
HAMILTON, B.	BR	TCBA	.188	.248	.250	.498	.063	.152	.435	-7.6	7.8	2.2	123	0	1	2	0
SUAREZ, A.	BR	TCBA	.167	.286	.167	.452	.000	.167	.400	-.5	.4	2.0	8	0	0	1	0
WAINWRIGHT, A.	BR	TCBA	.162	.186	.206	.392	.044	.074	.281	-7.5	2.9	1.3	73	0	0	3	0
CEASE, D.	BR	TCBA	.150	.190	.150	.340	.000	.050	.235	-2.5	.6	1.0	21	0	0	0	0
YARBROUGH, R.	BR	TCBA	.119	.213	.190	.403	.071	.190	.351	-4.4	2.2	1.5	50	0	0	3	0
HERRMANN, C.			.091	.091	.364	.455	.273	.273	.400	-1.1	.4	1.0	11	0	0	0	0
SENZATELA, A.	BR	TCBA	.077	.143	.077	.220	.000	.077	.167	-2.2	.2	.4	14	0	0	0	0
BUEHLER, W.	BR	TCBA	.065	.094	.065	.158	.000	.032	.102	-12.0	.5	.2	68	0	0	4	0
CASTRO, M.	BR	TCBA	.000	.000	.000	.000	.000	.000	.000	-.5	.0	.0	2	0	0	0	0
HICKS, J.	BR	TCBA	.000	.000	.000	.000	.000	.000	.000	-.3	.0	.0	1	0	0	0	0
Bradenton Buckeyes			.246	.303	.419	.721	.173	.267	.684	54.3	723.6	4.5	6093	19	39	37	18



17 Pitchers	Tm	Lg	W	L	PCT	SV	ERA	G	GS	CG	SHO	QS	IP	H	R	ER	HR	SO	BB
HICKS, J.	BR	TCBA	3	3	.500	9	2.78	27	0	0	0	0	32.1	22	11	10	6	37	11
MARTIN, C.	BR	TCBA	3	4	.429	12	3.18	51	0	0	0	0	62.1	61	26	22	7	69	9
YARBROUGH, R.	BR	TCBA	7	7	.500	2	3.56	37	21	2	1	13	156.2	160	69	62	20	169	26
BUEHLER, W.	BR	TCBA	11	11	.500	0	3.70	29	29	5	3	16	194.1	166	90	80	27	214	45
GIOLITO, L.	BR	TCBA	13	11	.542	0	4.05	30	30	4	1	20	198.0	158	92	89	34	250	74
CASTRO, M.	BR	TCBA	3	2	.600	1	4.33	60	0	0	0	0	70.2	64	39	34	10	67	47
CEASE, D.	BR	TCBA	3	3	.500	2	4.52	17	7	1	0	1	67.2	81	41	34	14	83	18
MELANCON, M.	BR	TCBA	4	8	.333	12	4.77	62	0	0	0	0	77.1	79	44	41	14	55	25
WAINWRIGHT, A.	BR	TCBA	13	11	.542	0	4.84	32	32	1	0	13	195.1	211	114	105	36	179	72
CARATINI, V.	BR	TCBA	0	0	-	0	5.40	3	0	0	0	0	3.1	7	2	2	1	2	0
BAILEY, H.	BR	TCBA	8	11	.421	0	5.50	28	28	3	0	8	160.1	177	107	98	22	156	62
SENZATELA, A.	BR	TCBA	1	5	.167	0	5.82	13	4	0	0	1	51.0	52	37	33	14	44	18
HOLDER, J.	BR	TCBA	4	8	.333	4	6.13	42	9	0	0	2	101.1	135	79	69	21	127	29
FULMER, C.	BR	TCBA	1	0	1.000	0	6.75	10	0	0	0	0	17.1	21	14	13	3	21	7
SUAREZ, A.	BR	TCBA	1	3	.250	1	7.26	32	2	0	0	1	48.1	58	42	39	8	43	26
TREVINO, J.	BR	TCBA	0	0	-	0	9.00	2	0	0	0	0	2.0	3	2	2	0	1	3
FARMER, K.	BR	TCBA	0	0	-	1	13.50	2	0	0	0	0	2.2	2	4	4	1	0	2
Bradenton Buckeyes			75	87	.463	44	4.60	477	162	16	5	75	1441.0	1457	813	737	238	1517	474



17 Pitchers	Tm	Lg	SUP/9	R/9	ERA	BF/9	BR/9	H/9	BB/9	SO/9	HR/9	ERPT	OBA	BF	BR	IBB	HB	WP	BK
HICKS, J.	BR	TCBA	.0	3.06	2.78	35.9	8.6	6.1	2.2	10.3	1.67	5.9	.191	129	31	3	1	1	0
MARTIN, C.	BR	TCBA	.0	3.75	3.18	35.7	9.8	8.8	1.0	10.0	1.01	8.7	.258	247	68	2	0	0	0
YARBROUGH, R.	BR	TCBA	3.5	3.96	3.56	37.4	10.9	9.2	1.3	9.7	1.15	15.3	.261	651	190	3	7	0	1
BUEHLER, W.	BR	TCBA	4.0	4.17	3.70	37.0	10.2	7.7	2.0	9.9	1.25	15.8	.224	798	221	1	11	0	0
GIOLITO, L.	BR	TCBA	4.2	4.18	4.05	37.5	11.1	7.2	3.4	11.4	1.55	8.6	.215	825	245	0	13	2	0
CASTRO, M.	BR	TCBA	.0	4.97	4.33	40.9	13.6	8.2	5.5	8.5	1.27	.8	.237	321	107	4	0	0	1
CEASE, D.	BR	TCBA	5.2	5.45	4.52	39.2	13.4	10.8	2.4	11.0	1.86	-.6	.297	295	101	0	2	0	0
MELANCON, M.	BR	TCBA	.0	5.12	4.77	37.6	12.2	9.2	2.7	6.4	1.63	-2.9	.271	323	105	2	3	2	0
WAINWRIGHT, A.	BR	TCBA	5.4	5.25	4.84	39.4	13.3	9.7	3.2	8.2	1.66	-8.7	.277	856	288	2	7	0	0
CARATINI, V.	BR	TCBA	.0	5.40	5.40	43.2	18.9	18.9	.0	5.4	2.70	-.4	.438	16	7	0	0	0	0
BAILEY, H.	BR	TCBA	4.9	6.01	5.50	40.3	13.5	9.9	3.4	8.8	1.23	-18.9	.275	718	241	2	4	1	1
SENZATELA, A.	BR	TCBA	2.3	6.53	5.82	39.2	12.7	9.2	3.0	7.8	2.47	-7.9	.264	222	72	1	3	0	0
HOLDER, J.	BR	TCBA	1.5	7.02	6.13	41.2	14.7	12.0	2.5	11.3	1.87	-19.0	.316	464	165	1	2	0	0
FULMER, C.	BR	TCBA	.0	7.27	6.75	41.0	15.6	10.9	3.6	10.9	1.56	-4.5	.300	79	30	0	2	0	0
SUAREZ, A.	BR	TCBA	.6	7.82	7.26	42.8	16.4	10.8	4.7	8.0	1.49	-15.2	.294	230	88	1	5	3	0
TREVINO, J.	BR	TCBA	.0	9.00	9.00	45.0	27.0	13.5	13.5	4.5	.00	-1.0	.429	10	6	0	0	0	0
FARMER, K.	BR	TCBA	.0	13.50	13.50	40.5	13.5	6.8	6.8	.0	3.38	-2.7	.200	12	4	0	0	0	0
Bradenton Buckeyes			3.2	5.08	4.60	38.7	12.3	9.1	2.8	9.5	1.49	-26.5	.260	6196	1969	22	60	9	3



Walker Buehler threw three 1-hit shutouts this season for the Buckeyes. The best was an 11-inning performance against Mimosa on May 13. The others came on June 6 and June 16 against Innisfree and Rapidan.





May 20, 2019

Teoscar Hernandez hit a double, a triple and two home runs in Horseshoe Bay in a wild 9-7 Buckeye victory



Four Buckeyes hit grand slams this season: Victor Caratini, Kyle Seager, Matt Beaty and Paul DeJong



Maubeshha

FREEMAN



WAUKESHA FREEMEN 2020 Opening Day Starting Lineup
1-Whit Merrifield, CF 2-Cavan Biggio, 2B 3-Cody Bellinger, 1B
4-Mitch Haniger, RF 5-Kyle Schwarber, LF 6- Carson Kelly, C
7-Rio Ruiz, 3B 8-Elvis Andrus, SS 9-Zach Davies, P



Ken Sajdak

W221N2782 Timberwood Lane

Waukesha, WI 53186

(262) 544-1334

ken@sajdak.us

U-TCBA20 - Waukesha Freeman - Player Batting

32 Players	Tm	Lg	AVG	G	AB	R	H	2B	3B	HR	TB	RBI	SO	BB	ASB	SB	CS	SBP	GDP
BRAULT, S.	WA	TCBA	.333	18	27	2	9	0	0	0	9	3	4	2	0	0	0	-	0
CHAVEZ, J.	WA	TCBA	.333	45	3	0	1	0	0	0	1	0	1	0	0	0	0	-	0
GARRETT, A.	WA	TCBA	.333	51	3	1	1	0	0	0	1	0	1	0	0	0	0	-	0
REYES, V.	WA	TCBA	.331	51	145	22	48	8	4	3	73	23	28	7	5	4	1	80.0	0
ANDRUS, E.	WA	TCBA	.314	142	491	67	154	21	7	14	231	58	81	41	17	14	3	82.4	12
DUFFY, M.	WA	TCBA	.307	42	101	12	31	4	0	1	38	7	24	7	1	0	1	.0	2
BELLINGER, C.	WA	TCBA	.305	158	594	139	181	36	1	62	405	126	131	98	11	10	1	90.9	6
MERRIFIELD, W.	WA	TCBA	.304	162	703	125	214	40	10	27	355	92	150	44	35	23	12	65.7	10
GREINER, G.	WA	TCBA	.269	60	160	20	43	6	1	2	57	15	43	16	0	0	0	-	5
PEACOCK, B.	WA	TCBA	.261	32	23	2	6	2	0	0	8	0	5	1	0	0	0	-	2
GARCIA, L.	WA	TCBA	.259	129	424	49	110	16	3	7	153	43	110	18	5	4	1	80.0	6
PINA, M.	WA	TCBA	.257	40	105	18	27	11	0	6	56	18	37	11	0	0	0	-	1
THAISS, M.	WA	TCBA	.257	62	148	29	38	5	0	15	88	34	54	22	0	0	0	-	3
RUIZ, R.	WA	TCBA	.250	134	384	57	96	18	2	18	172	51	91	37	1	0	1	.0	11
KELLY, C.	WA	TCBA	.240	99	333	51	80	20	0	21	163	52	78	35	0	0	0	-	8
HANIGER, M.	WA	TCBA	.240	96	229	43	55	12	0	18	121	48	76	18	4	4	0	100.0	3
SCHWARBER, K.	WA	TCBA	.235	139	477	75	112	26	1	28	224	87	125	61	0	0	0	-	6
ERVIN, P.	WA	TCBA	.230	63	139	14	32	7	6	5	66	18	27	8	2	1	1	50.0	1
BIGGIO, C.	WA	TCBA	.213	117	361	59	77	16	1	15	140	47	125	67	9	9	0	100.0	0
COVEY, D.	WA	TCBA	.207	15	29	0	6	0	0	0	6	1	10	1	0	0	0	-	1
DAVIS, K.	WA	TCBA	.195	112	354	35	69	5	0	15	119	48	115	30	0	0	0	-	4
O'NEILL, T.	WA	TCBA	.188	68	101	9	19	4	0	5	38	13	35	3	0	0	0	-	2
LAUER, E.	WA	TCBA	.163	29	49	8	8	2	0	0	10	3	23	2	0	0	0	-	0
GIBSON, K.	WA	TCBA	.153	30	59	2	9	1	0	1	13	8	19	2	0	0	0	-	2
BURNES, C.	WA	TCBA	.143	17	7	1	1	0	1	0	3	0	4	0	0	0	0	-	0
PERALTA, F.	WA	TCBA	.138	28	29	2	4	0	0	0	4	3	11	0	0	0	0	-	2
URIAS, J.	WA	TCBA	.125	52	8	0	1	0	0	0	1	0	5	0	0	0	0	-	0
DAVIES, Z.	WA	TCBA	.088	27	57	3	5	2	0	0	7	2	28	2	0	0	0	-	1
BASSITT, C.	WA	TCBA	.021	21	48	0	1	0	0	0	1	1	15	1	0	0	0	-	2
DEVENSKI, C.	WA	TCBA	.000	47	5	0	0	0	0	0	0	0	1	1	0	0	0	-	1
MAY, T.	WA	TCBA	.000	48	2	0	0	0	0	0	0	0	1	0	0	0	0	-	0
HADER, J.	WA	TCBA	-	58	0	0	0	0	0	0	0	0	0	0	0	0	0	-	0
Waukesha Freeman			.257	2192	5598	845	1438	262	37	263	2563	801	1458	535	90	69	21	76.7	91




32 Players	Tm	Lg	AVG	OBP	SLG	OPS	ISO	SECA	TA	RCON	RC	RC/G	PA	IBB	HBP	SH	SF
BRAULT, S.	WA	TCBA	.333	.379	.333	.713	.000	.074	.611	.3	3.7	5.2	30	0	0	1	0
CHAVEZ, J.	WA	TCBA	.333	.333	.333	.667	.000	.000	.500	-.0	.3	4.5	3	0	0	0	0
GARRETT, A.	WA	TCBA	.333	.333	.333	.667	.000	.000	.500	-.0	.3	4.5	3	0	0	0	0
REYES, V.	WA	TCBA	.331	.362	.503	.865	.172	.241	.857	8.5	27.3	7.5	152	0	0	0	0
ANDRUS, E.	WA	TCBA	.314	.366	.470	.837	.157	.263	.815	27.1	84.0	6.4	535	7	1	0	2
DUFFY, M.	WA	TCBA	.307	.352	.376	.728	.069	.129	.616	.8	12.9	4.8	108	0	0	0	0
BELLINGER, C.	WA	TCBA	.305	.406	.682	1.088	.377	.557	1.233	87.5	171.8	11.0	699	17	5	0	2
MERRIFIELD, W.	WA	TCBA	.304	.344	.505	.849	.201	.279	.830	35.6	120.1	6.3	756	4	2	1	6
GREINER, G.	WA	TCBA	.269	.333	.356	.690	.088	.188	.598	.3	18.7	4.1	177	1	0	0	1
PEACOCK, B.	WA	TCBA	.261	.292	.348	.639	.087	.130	.474	-.5	1.8	2.2	27	0	0	3	0
GARCIA, L.	WA	TCBA	.259	.297	.361	.658	.101	.151	.561	-6.0	45.5	3.8	449	0	5	1	1
PINA, M.	WA	TCBA	.257	.355	.533	.889	.276	.381	.911	7.6	20.8	7.1	121	1	5	0	0
THAISS, M.	WA	TCBA	.257	.353	.595	.948	.338	.486	.973	13.0	31.4	7.5	170	0	0	0	0
RUIZ, R.	WA	TCBA	.250	.315	.448	.763	.198	.292	.697	7.9	52.2	4.7	422	1	0	0	1
KELLY, C.	WA	TCBA	.240	.309	.489	.799	.249	.354	.759	11.6	50.0	5.1	372	1	0	0	4
HANIGER, M.	WA	TCBA	.240	.302	.528	.830	.288	.384	.825	10.9	37.5	5.7	252	0	3	0	2
SCHWARBER, K.	WA	TCBA	.235	.328	.470	.798	.235	.363	.784	18.1	76.2	5.5	545	7	6	0	1
ERVIN, P.	WA	TCBA	.230	.280	.475	.755	.245	.302	.706	1.4	18.6	4.6	150	0	2	0	1
BIGGIO, C.	WA	TCBA	.213	.336	.388	.723	.175	.385	.761	9.3	54.6	5.2	429	0	0	0	1
COVEY, D.	WA	TCBA	.207	.233	.207	.440	.000	.034	.292	-2.7	1.4	1.4	32	0	0	2	0
DAVIS, K.	WA	TCBA	.195	.264	.336	.600	.141	.226	.529	-12.5	32.8	3.0	391	0	4	1	2
O'NEILL, T.	WA	TCBA	.188	.226	.376	.603	.188	.218	.512	-4.0	8.2	2.6	106	0	2	0	0
LAUER, E.	WA	TCBA	.163	.196	.204	.400	.041	.082	.293	-5.2	2.3	1.4	56	0	0	5	0
GIBSON, K.	WA	TCBA	.153	.180	.220	.401	.068	.102	.288	-6.4	2.2	1.0	67	0	0	6	0
BURNES, C.	WA	TCBA	.143	.143	.429	.571	.286	.286	.500	-.5	.4	1.9	7	0	0	0	0
PERALTA, F.	WA	TCBA	.138	.138	.138	.276	.000	.000	.148	-4.4	.3	.3	30	0	0	1	0
URIAS, J.	WA	TCBA	.125	.125	.125	.250	.000	.000	.143	-1.3	.1	.5	8	0	0	0	0
DAVIES, Z.	WA	TCBA	.088	.117	.123	.239	.035	.070	.170	-9.4	.9	.4	63	0	0	3	1
BASSITT, C.	WA	TCBA	.021	.041	.021	.062	.000	.021	.041	-11.0	.0	.0	54	0	0	5	0
DEVENSKI, C.	WA	TCBA	.000	.167	.000	.167	.000	.200	.167	-.9	.0	.0	6	0	0	0	0
MAY, T.	WA	TCBA	.000	.000	.000	.000	.000	.000	.000	-.5	.0	.0	2	0	0	0	0
HADER, J.	WA	TCBA	-	-	-	-	-	-	-	.0	-	-	0	0	0	0	0
Waukesha Freeman			.257	.324	.458	.782	.201	.305	.750	174.7	842.6	5.3	6222	39	35	29	25

16 Pitchers	Tm	Lg	W	L	PCT	SV	ERA	G	GS	CG	SHO	QS	IP	H	R	ER	HR	SO	BB
PERALTA, F.	WA	TCBA	9	3	.750	2	2.30	28	11	1	0	9	98.0	77	28	25	6	130	42
HADER, J.	WA	TCBA	6	6	.500	12	3.30	58	0	0	0	0	62.2	53	30	23	9	70	21
URIAS, J.	WA	TCBA	3	3	.500	12	3.49	52	2	0	0	1	80.0	64	32	31	16	93	29
BASSITT, C.	WA	TCBA	11	7	.611	0	3.68	21	21	2	1	13	141.2	107	59	58	16	150	43
BRAULT, S.	WA	TCBA	1	8	.111	0	4.10	18	16	1	0	7	96.2	102	50	44	13	78	40
DAVIES, Z.	WA	TCBA	8	10	.444	0	4.13	27	27	0	0	14	167.2	161	88	77	35	131	56
GARRETT, A.	WA	TCBA	2	3	.400	3	4.16	51	0	0	0	0	62.2	53	31	29	6	85	29
PEACOCK, B.	WA	TCBA	8	4	.667	0	4.42	32	10	1	1	5	99.2	97	56	49	16	87	36
COVEY, D.	WA	TCBA	5	4	.556	0	4.50	15	15	1	0	6	82.0	95	47	41	5	69	36
GIBSON, K.	WA	TCBA	10	13	.435	0	5.26	30	30	1	0	12	178.0	192	122	104	36	185	64
MAY, T.	WA	TCBA	1	4	.200	5	5.43	48	0	0	0	0	63.0	51	42	38	10	73	29
CHAVEZ, J.	WA	TCBA	2	5	.286	2	5.76	45	0	0	0	0	59.1	76	43	38	13	55	16
BURNES, C.	WA	TCBA	0	1	.000	0	6.10	17	2	0	0	0	31.0	41	30	21	11	39	18
DEVENSKI, C.	WA	TCBA	2	2	.500	2	6.22	47	0	0	0	0	59.1	85	45	41	16	54	28
LAUER, E.	WA	TCBA	8	13	.381	0	6.56	29	28	0	0	7	152.1	181	130	111	27	161	73
DUFFY, M.	WA	TCBA	0	0	-	0	27.00	1	0	0	0	0	1.0	2	3	3	1	0	1
Waukesha Freeman			76	86	.469	38	4.60	519	162	7	2	74	1435.0	1437	836	733	236	1460	561




16 Pitchers	Tm	Lg	SUP/9	R/9	ERA	BF/9	BR/9	H/9	BB/9	SO/9	HR/9	ERPT	OBA	BF	BR	IBB	HB	WP	BK
PERALTA, F.	WA	TCBA	4.3	2.57	2.30	37.6	11.0	7.1	3.7	11.9	.55	23.5	.213	409	120	2	3	3	0
HADER, J.	WA	TCBA	.0	4.31	3.30	38.1	10.5	7.6	2.4	10.1	1.29	8.0	.221	265	73	4	3	0	0
URIAS, J.	WA	TCBA	.6	3.60	3.49	37.1	10.7	7.2	3.1	10.5	1.80	8.6	.217	330	95	1	3	0	0
BASSITT, C.	WA	TCBA	5.7	3.75	3.68	36.1	9.9	6.8	2.7	9.5	1.02	12.1	.207	569	156	0	6	0	0
BRAULT, S.	WA	TCBA	3.0	4.66	4.10	40.1	13.5	9.5	3.6	7.3	1.21	3.8	.270	431	145	1	4	0	1
DAVIES, Z.	WA	TCBA	4.3	4.72	4.13	39.0	11.7	8.6	2.9	7.0	1.88	6.0	.242	727	218	2	3	0	0
GARRETT, A.	WA	TCBA	.0	4.45	4.16	39.1	12.6	7.6	4.0	12.2	.86	2.0	.228	272	88	1	7	2	1
PEACOCK, B.	WA	TCBA	4.8	5.06	4.42	38.8	12.3	8.8	3.2	7.9	1.44	.3	.250	430	136	1	4	0	3
COVEY, D.	WA	TCBA	5.4	5.16	4.50	41.6	15.0	10.4	4.0	7.6	.55	-.4	.288	379	137	0	6	3	0
GIBSON, K.	WA	TCBA	5.4	6.17	5.26	39.9	13.4	9.7	3.2	9.4	1.82	-15.9	.272	790	265	0	9	6	0
MAY, T.	WA	TCBA	.0	6.00	5.43	38.4	10.7	7.3	3.4	10.4	1.43	-6.8	.217	269	75	5	0	0	0
CHAVEZ, J.	WA	TCBA	.0	6.52	5.76	41.1	13.7	11.5	1.8	8.3	1.97	-8.6	.303	271	90	4	2	1	0
BURNES, C.	WA	TCBA	.9	8.71	6.10	43.8	16.8	11.9	4.9	11.3	3.19	-5.7	.315	151	58	1	0	0	0
DEVENSKI, C.	WA	TCBA	.0	6.83	6.22	43.5	17.4	12.9	3.9	8.2	2.43	-11.6	.339	287	115	2	4	0	0
LAUER, E.	WA	TCBA	7.0	7.68	6.56	42.1	15.5	10.7	4.3	9.5	1.60	-35.6	.291	712	262	0	8	0	1
DUFFY, M.	WA	TCBA	.0	27.00	27.00	54.0	27.0	18.0	9.0	.0	9.00	-2.5	.400	6	3	0	0	0	0
Waukesha Freeman			3.7	5.24	4.60	39.5	12.8	9.0	3.4	9.2	1.48	-22.7	.256	6298	2036	24	62	15	6





Whit Merrifield had two games this season where he hit three doubles and one home run. He added a single for a 5-hit afternoon on June 8 in Innisfree and had the 4-hit day on June 18 against Rapidan

A photograph of Freddie Peralta, a professional baseball player, captured in the middle of a pitching motion. He is wearing a dark navy blue New York Yankees uniform with gold lettering and the number 51 on the back. His right arm is raised high, and his left arm is extended forward, holding a baseball glove. The background is dark and out of focus, suggesting a stadium at night.

**September 10, 2019
Freddie Peralta fans 15
Polos while winning 4-1 in
Horseshoe Bay**



Kyle Schwarber hit three (3) grand slams for the Freeman this year. Grayson Greiner, Mitch Haniger, Matt Thaiss and pitcher Kyle Gibson also hit grand slams.

Horseshoe

Bay



THE POLO CLUB

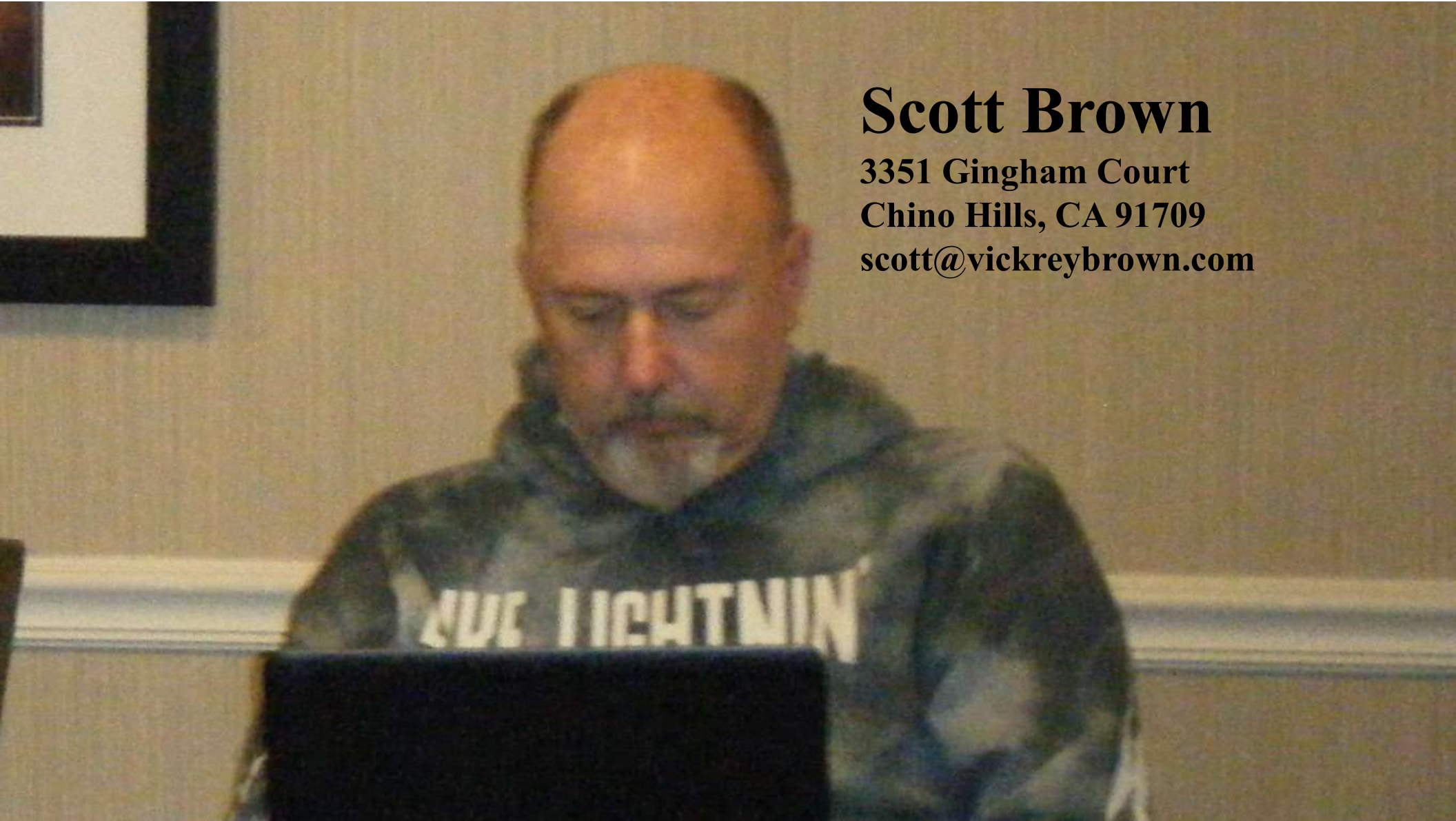
the
POLOS

HORSESHOE BAY POLOS

2020 Opening Day Starting Lineup



- 1-Fernando Tatis, SS
- 2-Willie Calhoun, LF
- 3-Ian Desmond, RF
- 4-Vladimir Guerrero, 3B
- 5-Rowned Odor, 2B
- 6-Matt Adams, 1B
- 7-Kevin Pillar, CF
- 8-Matt Wieters, C
- 9-Julio Teheran, P



Scott Brown

3351 Gingham Court

Chino Hills, CA 91709

scott@vickreybrown.com

36 Players	Tm	Lg	AVG	G	AB	R	H	2B	3B	HR	TB	RBI	SO	BB	ASB	SB	CS	SBP	GDP
TORO, A.	HO	TCBA	.333	30	45	5	15	2	3	1	26	8	9	6	3	0	3	.0	2
CALHOUN, W.	HO	TCBA	.288	73	170	23	49	12	0	6	79	26	21	14	0	0	0	-	3
GUERRERO, V.	HO	TCBA	.284	135	476	56	135	30	2	17	220	69	81	44	1	1	0	100.0	12
TATIS, F.	HO	TCBA	.283	91	318	51	90	16	5	16	164	30	89	31	37	32	5	86.5	1
LONG, S.	HO	TCBA	.278	73	169	24	47	19	2	8	94	17	49	22	8	5	3	62.5	1
MARGEVICIUS, N.	HO	TCBA	.263	37	57	3	15	0	0	0	15	5	16	1	0	0	0	-	0
CRAWFORD, J.	HO	TCBA	.259	91	294	40	76	16	3	9	125	29	60	38	9	5	4	55.6	2
WIETERS, M.	MI	TCBA	.250	19	36	6	9	0	0	3	18	6	7	4	0	0	0	-	1
HASELEY, A.	HO	TCBA	.244	97	246	23	60	18	0	1	81	19	54	10	4	4	0	100.0	2
HEREDIA, G.	HO	TCBA	.244	63	123	15	30	6	0	6	54	14	33	8	0	0	0	-	2
SANTANA, D.	HO	TCBA	.243	103	354	54	86	22	2	18	166	41	134	45	7	6	1	85.7	5
PILLAR, K.	HO	TCBA	.236	158	605	71	143	40	2	18	241	61	99	20	35	25	10	71.4	11
SLATER, A.	HO	TCBA	.235	54	98	8	23	6	0	4	41	9	38	14	0	0	0	-	3
PROFAR, J.	HO	TCBA	.222	81	207	32	46	12	0	8	82	27	32	21	15	11	4	73.3	3
ADAMS, M.	HO	TCBA	.221	114	357	44	79	15	0	23	163	60	136	23	0	0	0	-	6
DELMONICO, N.	HO	TCBA	.217	19	46	4	10	3	0	0	13	2	14	6	0	0	0	-	0
ODOR, R.	HO	TCBA	.208	122	385	58	80	24	0	24	176	69	114	39	18	9	9	50.0	3
DESMOND, I.	HO	TCBA	.207	90	334	42	69	20	1	10	121	29	102	28	3	1	2	33.3	10
MALDONADO, M.	HO	TCBA	.194	96	289	23	56	13	0	8	93	25	99	29	1	0	1	.0	8
BUCHHOLZ, C.	HO	TCBA	.194	33	62	4	12	2	1	1	19	4	18	3	0	0	0	-	1
REYNOLDS, M.	HO	TCBA	.189	98	217	19	41	12	0	4	65	16	98	27	1	1	0	100.0	4
PERALTA, W.	HO	TCBA	.176	49	17	0	3	0	0	0	3	1	5	3	0	0	0	-	0
COLLINS, Z.	HO	TCBA	.171	92	175	20	30	8	1	7	61	17	85	37	2	1	1	50.0	1
RODRIGUEZ, D.	HO	TCBA	.169	33	59	4	10	0	0	0	10	1	30	1	0	0	0	-	0
SHAW, T.	HO	TCBA	.144	76	125	11	18	3	0	4	33	15	40	13	0	0	0	-	2
SANCHEZ, A.	HO	TCBA	.136	25	44	1	6	2	0	0	8	2	16	3	0	0	0	-	0
GAVIGLIO, S.	HO	TCBA	.133	60	15	1	2	0	0	0	2	1	4	1	0	0	0	-	0
AGRAZAL, D.	HO	TCBA	.115	16	26	0	3	0	0	0	3	0	12	0	0	0	0	-	0
ALEXANDER, T.	HO	TCBA	.091	11	22	1	2	0	0	0	2	1	6	1	0	0	0	-	0
STASSI, M.			.069	10	29	1	2	0	0	0	2	0	16	2	0	0	0	-	0
HILDENBERGER, T.	HO	TCBA	.048	43	21	0	1	0	0	0	1	0	9	0	0	0	0	-	0
FONT, W.	HO	TCBA	.000	46	11	0	0	0	0	0	0	0	5	1	0	0	0	-	0
TEHERAN, J.	MI	TCBA	.000	7	13	0	0	0	0	0	0	0	3	0	0	0	0	-	0
MARTIN, B.	HO	TCBA	.000	52	9	0	0	0	0	0	0	0	1	0	0	0	0	-	1
MUNOZ, A.	HO	TCBA	.000	21	3	1	0	0	0	0	0	0	1	0	0	0	0	-	0
BARRACLOUGH, K.	HO	TCBA	.000	37	1	0	0	0	0	0	0	0	1	0	0	0	0	-	0
Horseshoe Bay Polos			.229	2255	5458	645	1248	301	22	196	2181	604	1537	495	144	101	43	70.1	84



36 Players	Tm	Lg	AVG	OBP	SLG	OPS	ISO	SECA	TA	RCON	RC	RC/G	PA	IBB	HBP	SH	SF
TORO, A.	HO	TCBA	.333	.412	.578	.990	.244	.311	.914	2.9	8.6	6.7	51	0	0	0	0
CALHOUN, W.	HO	TCBA	.288	.341	.465	.805	.176	.259	.750	6.6	26.8	5.8	185	2	0	0	1
GUERRERO, V.	HO	TCBA	.284	.343	.462	.805	.179	.273	.751	19.0	74.5	5.7	522	0	0	0	2
TATIS, F.	HO	TCBA	.283	.349	.516	.865	.233	.415	.979	25.2	62.5	7.2	352	6	2	0	1
LONG, S.	HO	TCBA	.278	.361	.556	.917	.278	.420	.960	13.2	34.8	7.5	191	0	0	0	0
MARGEVICIUS, N.	HO	TCBA	.263	.271	.263	.534	.000	.018	.381	-3.3	4.5	2.6	62	0	0	3	1
CRAWFORD, J.	HO	TCBA	.259	.342	.425	.768	.167	.299	.750	7.7	44.8	5.4	333	0	0	0	1
WIETERS, M.	MI	TCBA	.250	.325	.500	.825	.250	.361	.786	1.5	5.6	5.4	40	1	0	0	0
HASELEY, A.	HO	TCBA	.244	.281	.329	.610	.085	.142	.521	-6.3	23.8	3.4	260	0	3	0	1
HEREDIA, G.	HO	TCBA	.244	.306	.439	.745	.195	.260	.684	1.9	16.5	4.7	134	0	3	0	0
SANTANA, D.	HO	TCBA	.243	.328	.469	.796	.226	.367	.792	14.1	56.6	5.6	401	1	0	0	1
PILLAR, K.	HO	TCBA	.236	.267	.398	.665	.162	.220	.605	-8.0	61.1	3.4	634	1	6	0	2
SLATER, A.	HO	TCBA	.235	.342	.418	.760	.184	.327	.731	2.9	14.2	4.9	114	1	2	0	0
PROFAR, J.	HO	TCBA	.222	.294	.396	.691	.174	.309	.685	.7	24.9	4.0	231	0	1	0	2
ADAMS, M.	HO	TCBA	.221	.271	.457	.727	.235	.300	.662	1.8	43.3	4.1	384	3	2	0	2
DELMONICO, N.	HO	TCBA	.217	.308	.283	.590	.065	.196	.528	-1.4	4.5	3.4	52	0	0	0	0
ODOR, R.	HO	TCBA	.208	.285	.457	.742	.249	.351	.716	2.4	49.3	4.2	428	1	3	0	1
DESMOND, I.	HO	TCBA	.207	.269	.362	.632	.156	.237	.545	-9.1	30.6	3.0	364	1	1	0	1
MALDONADO, M.	HO	TCBA	.194	.273	.322	.595	.128	.225	.517	-10.6	24.9	2.8	322	2	3	0	1
BUCHHOLZ, C.	HO	TCBA	.194	.231	.306	.537	.113	.161	.431	-3.8	4.6	2.1	73	0	0	8	0
REYNOLDS, M.	HO	TCBA	.189	.280	.300	.580	.111	.240	.522	-7.8	19.4	2.9	246	0	1	0	1
PERALTA, W.	HO	TCBA	.176	.300	.176	.476	.000	.176	.429	-1.1	1.3	2.2	22	0	0	2	0
COLLINS, Z.	HO	TCBA	.171	.318	.349	.666	.177	.389	.680	-.3	22.1	4.0	216	2	1	1	1
RODRIGUEZ, D.	HO	TCBA	.169	.183	.169	.353	.000	.017	.224	-7.3	2.6	1.1	74	0	0	14	0
SHAW, T.	HO	TCBA	.144	.225	.264	.489	.120	.224	.431	-9.1	8.1	1.9	142	0	1	0	3
SANCHEZ, A.	HO	TCBA	.136	.191	.182	.373	.045	.114	.289	-5.1	2.1	1.2	54	0	0	7	0
GAVIGLIO, S.	HO	TCBA	.133	.188	.133	.321	.000	.067	.231	-2.0	.5	.9	17	0	0	1	0
AGRAZAL, D.	HO	TCBA	.115	.115	.115	.231	.000	.000	.130	-4.4	.4	.5	28	0	0	2	0
ALEXANDER, T.	HO	TCBA	.091	.130	.091	.221	.000	.045	.150	-3.8	.4	.5	25	0	0	2	0
STASSI, M.			.069	.129	.069	.198	.000	.069	.148	-5.2	.3	.3	31	0	0	0	0
HILDENBERGER, T.	HO	TCBA	.048	.048	.048	.095	.000	.000	.050	-4.5	.0	.1	21	0	0	0	0
FONT, W.	HO	TCBA	.000	.083	.000	.083	.000	.091	.091	-2.4	.1	.1	13	0	0	1	0
TEHERAN, J.	MI	TCBA	.000	.000	.000	.000	.000	.000	.000	-3.3	.0	.0	13	0	0	0	0
MARTIN, B.	HO	TCBA	.000	.000	.000	.000	.000	.000	.000	-2.3	-.1	-.1	10	0	0	1	0
MUNOZ, A.	HO	TCBA	.000	.000	.000	.000	.000	.000	.000	-.8	.0	.0	4	0	0	1	0
BARRACLOUGH, K.	HO	TCBA	.000	.000	.000	.000	.000	.000	.000	-.3	.0	.0	1	0	0	0	0
Horseshoe Bay Polos			.229	.295	.400	.695	.171	.272	.647	-2.1	652.4	4.0	6050	21	29	43	22