

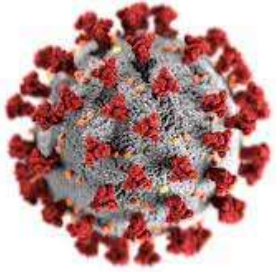
TCBA

2021

**Twentieth Century Baseball Association**

**2021**

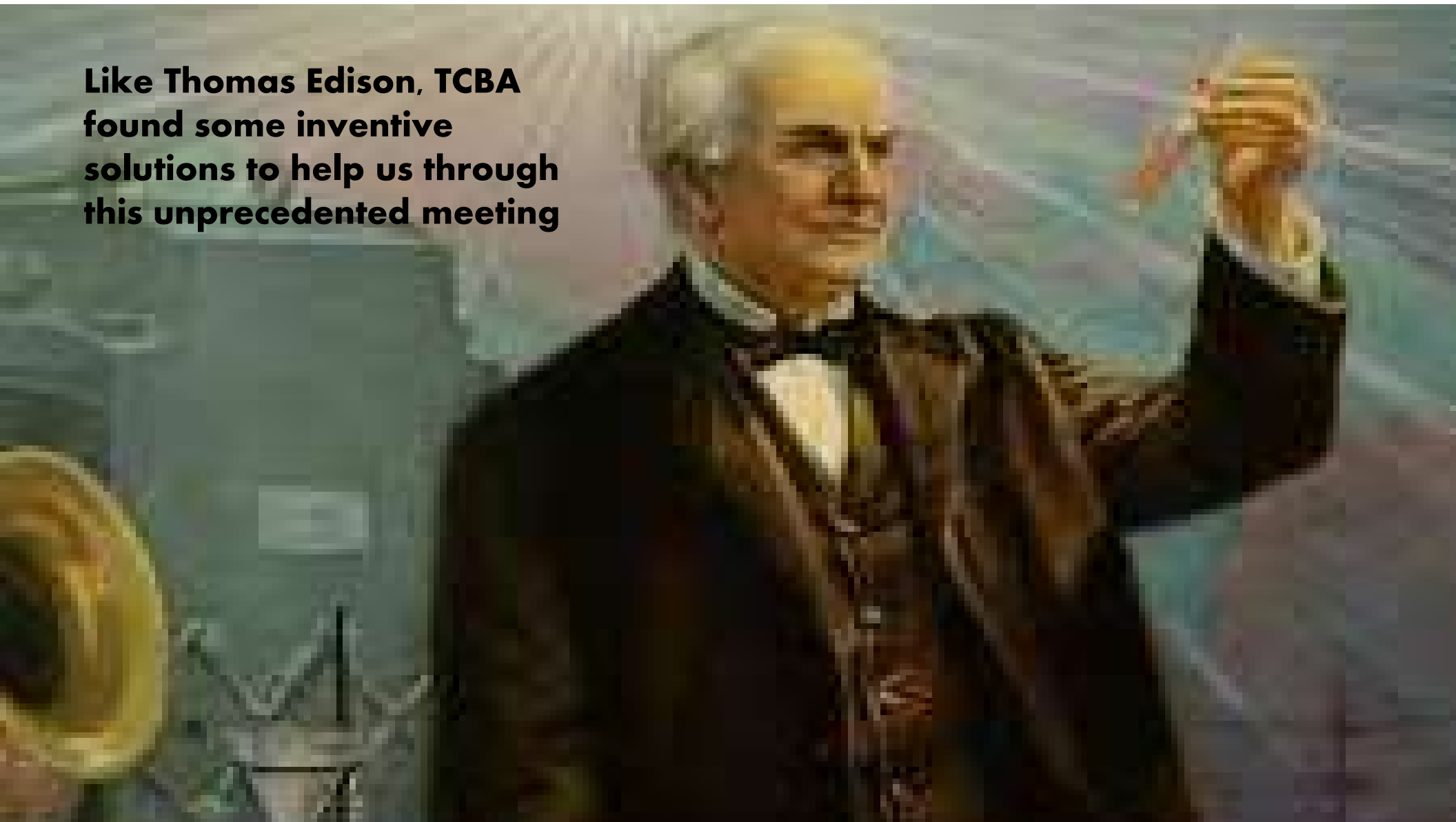




zoom

**Due to CoVid restrictions TCBA held a Virtual Convention in 2021 via Zoom. All 24 managers were linked “live” for our Rookie Auction and Free Agent Draft.**

**Like Thomas Edison, TCBA  
found some inventive  
solutions to help us through  
this unprecedented meeting**



**Steve Lyon produced an Excel spreadsheet to track cash totals and rookie bidding!**

	A	B	C	D	E	F	G	H	I	J	K
	Current	Start	Rookie 1	Rookie 2	Rookie 3	Rookie 4	Rookie 5	Rookie 6			
2	Horshoe Bay	467	467								
3	Hereford	156	156							B-1 Jo Adell	I-23 Carter Kieboom
4	Hamilton	165	165							B-2 Sean Murphy	I-24 Dustin May
5	Long Island	249	249							B-3 Austin Allen	I-25 Codi Heuer
6	Scranton	323	323							B-4 Tony Gonsolin	I-26 Kyle Cody
7	Fargo	318	318							B-5 Ian Anderson	I-27 David Peterson
8	Silver Spring	187	187							B-6 Luis Robert	I-28 Devin Williams
9	Innisfree	126	126							B-7 Randy Arozarena	I-29 Cristian Javier
10	Bradenton	132	132							B-8 Jake Cronenworth	I-30 Triston McKenzie
11	Gunpowder	73	73							B-9 Kyle Tucker	N-31 Brusdar Graterol
12	Waukesha	177	177							B-10 Alec Bohm	N-32 Justus Sheffield
13	Evanston	155	155							B-11 Joey Bart	N-33 Sixto Sanchez
14	Mimosa	77	77							B-12 Nick Madrigal	N-34 Casey Mize
15	Arlington	152	152							B-13 Josh Fleming	N-35 Tanner Houck
16	Hilton Head	307	307							B-14 Dane Dunning	N-36 Jonathan Hernandez
17	Eastport	147	147							B-15 Ke'Bryan Hayes	N-37 Brady Singer
18	West Coast	119	119							I-16 Kyle Lewis	N-38 Nate Pearson
19	Morgantown	163	163							I-17 Bobby Dalbec	N-39 Josh Fuentes
20	Newark	77	77							I-18 Dylan Carlson	N-40 Bryan Garcia
21	Rochester	100	100							I-19 Jesus Luzardo	N-41 Jose Urquidy
22	Edinburgh	72	72							I-20 Deivi Garcia	N-42 Edwin Rios
23	Beacon	74	74							I-21 Matt Foster	N-43 Kwang Hyun Kim
24	Bethesda	109	109							I-22 Austin Hays	
25	Farmington	73	73								

**Jim LaFargue served as Auctioneer  
Mike Mancini randomized the Bingo balls**

The screenshot shows an Excel spreadsheet with columns A through AG. Column A lists teams, B is 'Current', C is 'Start', and D through I are 'Rookie 1' through 'Rookie 6'. Column J lists rookie names with links, and column K lists their bid amounts. Carter Kieboom's bid of 27 is highlighted in blue. A 'Four Star' graphic is overlaid on the bottom right of the spreadsheet.



<b>\$27 - ID</b> <b>Carter Kieboom</b>	<b>\$18-FF</b> <b>Edwin Rios</b>	<b>\$54 HI</b> <b>Tony Gonsolin</b>	<b>\$105 HI</b> <b>Sixto Sanchez</b>	<b>\$135 SS</b> <b>Luis Robert</b>	<b>\$51-GU</b> <b>Deivi Garcia</b>	<b>\$39-FF</b> <b>Josh Fleming</b>	<b>\$50-BT</b> <b>Jose Urquidy</b>
---	-------------------------------------	--	---	---------------------------------------	---------------------------------------	---------------------------------------	---------------------------------------

<b>Kyle Tucker</b> <b>\$102-EB</b>	<b>Bryan Garcia</b> <b>\$28-BR</b>	<b>Brusdar Graterol</b> <b>\$40-ID</b>	<b>Bobby Dalbac</b> <b>\$31-MI</b>	<b>Sean Murphy</b> <b>\$75-LI</b>	<b>Randy Arozarena</b> <b>\$81-MR</b>	<b>Triston McKenzie</b> <b>\$82-EA</b>	<b>Kwang Hyun Kim</b> <b>\$71-RO</b>
---------------------------------------	---------------------------------------	---	---------------------------------------	--------------------------------------	--	---	---





**\$43-BB**

**\$59-HA**

**\$55-EA**

**\$86-WC**

**\$85-HA**

**\$82-HO**

**\$60-MR**

**\$25-AR**

**Dane  
Dunning**

**Alec  
Bohm**

**Justus  
Sheffield**

**Kyle  
Lewis**

**Jesus  
Luzardo**

**Jo  
Adell**

**Brady  
Singer**

**Kyle  
Cody**

**Jake  
Cronenworth  
\$47-EB**

**Jonathan  
Hernandez  
\$34-AR**

**Matt  
Foster  
\$33-HI**

**Nick  
Madrigal  
\$45-HI**

**Dylan  
Carlson  
\$96-WA**

**Tanner  
Houck  
\$26-HI**

**Joey  
Bart  
\$39-HH**

**David  
Peterson  
\$46-BR**





**\$30-MI**

**Austin  
Hays**

**\$81-SI**

**Nate  
Pearson**

**\$72-BT**

**Casey  
Mize**

**\$22-GU**

**Josh  
Fuentes**

**\$10-SS**

**Austin  
Allen**

**\$99-SS**

**Dustin  
May**

**Devin  
Williams  
\$48-WA**

**Ke'Bryan  
Hayes  
\$170-HO**

**Codi  
Heuer  
\$38-BR**

**Cristian  
Javier  
\$66-SI**

**Ian  
Anderson  
\$124-HH**



**Forty-three (43) rookies drew a total of \$2,610,000 in winning bids by 21 different teams. They ranged from a low of \$10 (Allen, SS) to a high of \$170 (Hayes, HO). Hilton Head acquired 5 rookies while Farmington, Edinburgh and Newark had none.**

**Avg Cost per Rookie - \$60,698  
Avg spent per team - \$108,750  
Avg spent-21 winners - \$124,286  
Inflation \$2,865 income  
- \$2,610 before waivers**



# Free Agents

AutoSave On Manual Automatic Book1 - Excel Frédéric LE GUEN

File Home Insert Page Layout Formulas Data Review View Developer Add-ins Help Inquire Power Pivot Tell me what you want to do

Get Data From Text/CSV From Web From Table/Range Recent Sources Existing Connections Refresh All Properties Edit Links Queries & Connections Stocks Geography Sort Filter Clear Reapply Advanced Text to Columns

	A	B	C	D	E	F	G
1							
2			Fred		Fred		
3			Mark		Mark		
4			Anita		Anita		
5			Sylvia		Sylvia		
6			John		John		
7							
8							
9							
10							
11							
12							
13							
14							
15							
16							
17							
18							

Jim McEneaney served as moderator and facilitator

**Create dynamic dropdown list with Excel**

**Commissioner Frank Tedeschi added Drop Down boxes to display players selected**





MESSING WITH

212

# Schedule

Sixty MLB games were extended to a unique 132 game TCBA Schedule as we struggled for some normalcy

SUN	MON	TUE	WED	THU	FRI	SAT



	W	L	PCT	GB	Mg #	STRK	Last 10	Home	Away	1 Run	X-Inn
<b>Tcba Today ML2020</b>											
<b>Metro Division</b>											
Eastport Athletics	92	40	.697	-	X	W 4	7- 3	50-16	42-24	25-10	10- 1
Beacon Braves	84	48	.636	8.0	-	L 1	8- 2	43-23	41-25	17-14	9- 9
Bethesda Bambinos	58	74	.439	34.0	-	W 1	4- 6	32-34	26-40	16-18	5- 9
Long Island Islanders	52	80	.394	40.0	-	W 1	3- 7	28-38	24-42	14-21	3-11
Scranton Spanish Flies	50	82	.379	42.0	-	L 1	5- 5	26-40	24-42	19-25	6-11
Newark Eagles	47	85	.356	45.0	-	L 5	3- 7	23-43	24-42	13-21	9- 6
<b>Central Division</b>											
Waukesha Freeman	77	55	.583	-	X	W 4	8- 2	46-20	31-35	23-17	7- 4
Bradenton Buckeyes	75	57	.568	2.0	-	W 1	5- 5	38-28	37-29	24-16	11- 8
Morgantown Raiders	67	65	.508	10.0	-	L 1	9- 1	34-32	33-33	12-19	6- 4
Evanston Bees	63	69	.477	14.0	-	W 3	4- 6	31-35	32-34	14-12	6- 4
Mimosa Mirthmakers	45	87	.341	32.0	-	L 3	2- 8	22-44	23-43	16-16	2- 6
Horseshoe Bay Polos	37	95	.280	40.0	-	L 6	2- 8	23-43	14-52	9-24	5- 9
<b>Capitol Division</b>											
Innisfree Dukes	93	39	.705	-	X	W 3	9- 1	50-16	43-23	21-12	6- 6
Edinburgh Scotsmen	82	50	.621	11.0	-	W 4	5- 5	39-27	43-23	25-15	7- 4
Silver Spring Senators	65	67	.492	28.0	-	W 1	7- 3	32-34	33-33	18-21	4- 7
Gunpowder Ironmen	62	70	.470	31.0	-	L 9	1- 9	32-34	30-36	16-22	3- 6
Hamilton Eh's	62	70	.470	31.0	-	L 3	4- 6	33-33	29-37	18-21	6- 6
Hereford Highlanders	38	94	.288	55.0	-	L 1	4- 6	20-46	18-48	16-15	4- 6
<b>Atlantic Division</b>											
Farmington Rats	90	42	.682	-	X	L 1	7- 3	43-23	47-19	22-16	7- 8
West Coast Wrecking Crew	80	52	.606	10.0	-	W 1	4- 6	41-25	39-27	19-16	6- 6
Fargo Fungoes	78	54	.591	12.0	-	W 1	6- 4	40-26	38-28	23-13	10- 1
Hilton Head Hammerin' Hedgehogs	69	63	.523	21.0	-	W 1	5- 5	34-32	35-31	12-18	8- 8
Rochester Cheetahs	64	68	.485	26.0	-	L 1	5- 5	31-35	33-33	16-21	7-10
Arlington Railsplitters	54	78	.409	36.0	-	L 1	3- 7	29-37	25-41	15-20	6- 3

# Morgantown's 12-0 record vs. Horseshoe Bay stands out

	EA	BB	BT	LI	SS	NE	WA	BR	MR	EB	MI	HO	ID	ES	SI	GU	HA	HH	FR	WC	FF	HI	RO	AR
<b>Tcba Today ML2020</b>																								
<b>Metro Division</b>																								
Eastport Athletics		7-5	9-3	8-4	7-5	11-1	2-2	3-1	3-1	4-0	4-0	1-3	2-2	2-2	3-1	1-3	4-0	4-0	3-1	1-3	3-1	4-0	3-1	3-1
Beacon Braves	5-7		7-5	6-6	9-3	9-3	3-1	3-1	3-1	2-2	2-2	3-1	1-3	2-2	4-0	3-1	2-2	3-1	2-2	4-0	3-1	3-1	3-1	2-2
Bethesda Bambinos	3-9	5-7		4-8	8-4	9-3	1-3	1-3	2-2	2-2	1-3	3-1	1-3	2-2	3-1	2-2	2-2	2-2	2-2	0-4	3-1	1-3	0-4	1-3
Long Island Islanders	4-8	6-6	8-4		5-7	7-5	1-3	1-3	2-2	0-4	3-1	2-2	0-4	1-3	2-2	0-4	0-4	2-2	0-4	0-4	3-1	0-4	2-2	3-1
Scranton Spanish Flies	5-7	3-9	4-8	7-5		5-7	1-3	2-2	1-3	2-2	2-2	3-1	2-2	2-2	1-3	1-3	1-3	2-2	0-4	1-3	2-2	2-2	0-4	1-3
Newark Eagles	1-11	3-9	3-9	5-7	7-5		1-3	2-2	3-1	0-4	3-1	1-3	0-4	1-3	1-3	2-2	1-3	4-0	3-1	2-2	0-4	0-4	3-1	1-3
<b>Central Division</b>																								
Waukesha Freeman	2-2	1-3	3-1	3-1	3-1	3-1		6-6	6-6	8-4	8-4	9-3	1-3	1-3	3-1	2-2	3-1	4-0	3-1	1-3	1-3	1-3	2-2	3-1
Bradenton Buckeyes	1-3	1-3	3-1	3-1	2-2	2-2	6-6		8-4	8-4	10-2	9-3	2-2	0-4	2-2	1-3	2-2	4-0	0-4	2-2	2-2	2-2	3-1	2-2
Morgantown Raiders	1-3	1-3	2-2	2-2	3-1	1-3	6-6	4-8		7-5	8-4	12-0	0-4	1-3	3-1	3-1	2-2	2-2	1-3	1-3	1-3	2-2	3-1	1-3
Evanston Bees	0-4	2-2	2-2	4-0	2-2	4-0	4-8	4-8	5-7		7-5	10-2	2-2	1-3	2-2	2-2	0-4	4-0	1-3	1-3	2-2	1-3	0-4	3-1
Mimosa Mirthmakers	0-4	2-2	3-1	1-3	2-2	1-3	4-8	2-10	4-8	5-7		8-4	1-3	0-4	1-3	2-2	3-1	2-2	0-4	0-4	1-3	1-3	1-3	1-3
Horseshoe Bay Polos	3-1	1-3	1-3	2-2	1-3	3-1	3-9	3-9	0-12	2-10	4-8		2-2	1-3	1-3	0-4	2-2	3-1	0-4	1-3	0-4	1-3	1-3	2-2
<b>Capitol Division</b>																								
Innisfree Dukes	2-2	3-1	3-1	4-0	2-2	4-0	3-1	2-2	4-0	2-2	3-1	2-2		9-3	8-4	10-2	8-4	9-3	1-3	3-1	3-1	3-1	1-3	4-0
Edinburgh Scotsmen	2-2	2-2	2-2	3-1	2-2	3-1	3-1	4-0	3-1	3-1	4-0	3-1	3-9		6-6	10-2	8-4	8-4	2-2	1-3	2-2	3-1	3-1	2-2
Silver Spring Senators	1-3	0-4	1-3	2-2	3-1	3-1	1-3	2-2	1-3	2-2	3-1	3-1	4-8	6-6		7-5	7-5	7-5	1-3	3-1	1-3	3-1	2-2	2-2
Gunpowder Ironmen	3-1	1-3	2-2	4-0	3-1	2-2	2-2	3-1	1-3	2-2	2-2	4-0	2-10	2-10	5-7		6-6	10-2	0-4	1-3	2-2	2-2	2-2	1-3
Hamilton Eh's	0-4	2-2	2-2	4-0	3-1	3-1	1-3	2-2	2-2	4-0	1-3	2-2	4-8	4-8	5-7	6-6		7-5	1-3	2-2	1-3	2-2	3-1	1-3
Hereford Highlanders	0-4	1-3	2-2	2-2	2-2	0-4	0-4	0-4	2-2	0-4	2-2	1-3	3-9	4-8	5-7	2-10	5-7		1-3	1-3	0-4	2-2	1-3	2-2
<b>Atlantic Division</b>																								
Farmington Rats	1-3	2-2	2-2	4-0	4-0	1-3	1-3	4-0	3-1	3-1	4-0	4-0	3-1	2-2	3-1	4-0	3-1	3-1		7-5	5-7	9-3	7-5	11-1
West Coast Wrecking Crew	3-1	0-4	4-0	4-0	3-1	2-2	3-1	2-2	3-1	3-1	4-0	3-1	1-3	3-1	1-3	3-1	2-2	3-1	5-7		6-6	8-4	6-6	8-4
Fargo Fungoes	1-3	1-3	1-3	1-3	2-2	4-0	3-1	2-2	3-1	2-2	3-1	4-0	1-3	2-2	3-1	2-2	3-1	4-0	7-5	6-6		7-5	7-5	9-3
Hilton Head Hammerin' Hedgehogs	0-4	1-3	3-1	4-0	2-2	4-0	3-1	2-2	2-2	3-1	3-1	3-1	1-3	1-3	1-3	2-2	2-2	2-2	3-9	4-8	5-7		9-3	9-3
Rochester Cheetahs	1-3	1-3	4-0	2-2	4-0	1-3	2-2	1-3	1-3	4-0	3-1	3-1	3-1	1-3	2-2	2-2	1-3	3-1	5-7	6-6	5-7	3-9		6-6
Arlington Railsplitters	1-3	2-2	3-1	1-3	3-1	3-1	1-3	2-2	3-1	1-3	3-1	2-2	0-4	2-2	2-2	3-1	3-1	2-2	1-11	4-8	3-9	3-9	6-6	



**FR led in runs and HR's. EA led in SB's and OnB%.**  
**FF & EB in 3B's, WC in 2B's. BT never lost a base stealer (28-0)! ID led in Avg & Slg.**

24 Teams	AVG	OBP	SLG	G	AB	H	2B	3B	HR	R	R/G	SO	BB	LOB	SB	CS	SBP
Innisfree Dukes	.275	.339	.474	132	4607	1267	236	18	215	706	5.3	997	428	916	62	9	87.3
Gunpowder Ironmen	.269	.332	.460	132	4583	1231	215	20	208	675	5.1	1077	406	881	37	10	78.7
Farmington Rats	.263	.330	.466	132	4647	1224	245	19	220	728	5.5	1066	422	894	59	14	80.8
Edinburgh Scotsmen	.262	.324	.456	132	4614	1207	198	11	225	671	5.1	1043	377	868	35	8	81.4
Silver Spring Senators	.259	.328	.443	132	4549	1180	221	19	192	671	5.1	1073	435	887	29	10	74.4
Eastport Athletics	.258	.341	.441	132	4497	1161	228	23	182	708	5.4	1297	533	948	145	22	86.8
Beacon Braves	.255	.331	.410	132	4598	1171	232	13	152	660	5.0	1088	490	1009	64	15	81.0
Bradenton Buckeyes	.254	.326	.398	132	4625	1176	206	22	138	597	4.5	1144	461	992	70	21	76.9
Morgantown Raiders	.252	.326	.447	132	4542	1146	202	21	214	683	5.2	1086	472	896	71	15	82.6
Newark Eagles	.250	.315	.408	132	4610	1153	242	20	148	579	4.4	1138	406	931	7	9	43.8
West Coast Wrecking Crew	.249	.332	.437	132	4556	1136	254	20	187	686	5.2	1101	532	949	57	11	83.8
Hamilton Eh's	.248	.306	.400	132	4539	1124	226	13	147	572	4.3	1201	360	875	64	22	74.4
Fargo Fungoes	.243	.318	.417	132	4523	1098	215	37	167	631	4.8	1170	441	924	62	10	86.1
Scranton Spanish Flies	.235	.307	.397	132	4556	1070	178	17	175	530	4.0	1300	451	949	35	12	74.5
Long Island Islanders	.233	.311	.367	132	4462	1038	153	22	134	535	4.1	1097	443	929	36	14	72.0
Hilton Head Hammerin' Hedgehogs	.232	.330	.417	132	4469	1039	181	22	200	660	5.0	1258	587	956	38	7	84.4
Hereford Highlanders	.232	.287	.375	132	4490	1043	173	17	145	484	3.7	1208	324	835	57	12	82.6
Waukesha Freeman	.231	.302	.390	132	4394	1017	219	10	153	526	4.0	1118	416	819	63	19	76.8
Bethesda Bambinos	.229	.299	.387	132	4482	1028	177	18	165	542	4.1	1278	409	904	28	0	100.0
Evanston Bees	.229	.298	.380	132	4417	1013	191	35	135	534	4.0	1063	430	841	49	13	79.0
Mimosa Mirthmakers	.228	.285	.365	132	4435	1013	163	12	139	472	3.6	1109	321	828	32	6	84.2
Arlington Railsplitters	.227	.294	.377	132	4417	1001	177	18	150	529	4.0	1174	390	819	54	9	85.7
Horseshoe Bay Polos	.226	.281	.375	132	4543	1026	149	22	161	514	3.9	1129	296	829	32	10	76.2
Rochester Cheetahs	.224	.305	.411	132	4464	998	175	22	206	601	4.6	1149	507	879	58	9	86.6
Tcba Today ML2020	.245	.315	.413	1584	108619	26560	4856	471	4158	14494	9.2	27364	10337	21558	1244	287	81.3

24 Teams	ERA	G	CG	SHO	QS	SV	IP	H	R	ER	HR	SO	BB	HB	WP	BK	OBA
Waukesha Freeman	3.03	132	11	5	87	43	1188.0	864	434	400	151	1188	381	33	12	0	.200
Innisfree Dukes	3.07	132	19	10	75	45	1194.1	915	476	408	148	1059	421	35	13	0	.209
Beacon Braves	3.28	132	8	4	70	47	1202.2	1042	485	438	143	1217	407	50	11	0	.231
Edinburgh Scotsmen	3.38	132	14	5	73	39	1199.2	990	501	450	167	1148	378	38	17	0	.222
Eastport Athletics	3.40	132	5	5	64	41	1184.0	992	487	447	162	1113	421	41	10	0	.225
Fargo Fungoes	3.44	132	9	7	69	30	1185.1	975	534	453	158	1158	388	49	18	0	.221
Farmington Rats	3.47	132	3	3	65	49	1215.1	964	510	468	155	1094	404	40	16	0	.215
Bradenton Buckeyes	3.57	132	15	10	62	37	1209.1	983	530	480	184	1069	423	49	14	0	.219
Rochester Cheetahs	3.74	132	5	3	47	33	1197.1	995	576	498	171	1205	511	45	15	0	.224
West Coast Wrecking Crew	3.88	132	10	5	64	41	1202.1	955	570	519	195	1081	454	51	17	1	.215
Hilton Head Hammerin' Hedgehogs	3.99	132	14	6	71	27	1195.2	1043	585	530	155	1145	400	68	19	0	.232
Hamilton Eh's	4.02	132	15	10	70	27	1174.2	1110	579	525	159	1076	413	33	18	2	.248
Evanston Bees	4.18	132	23	10	69	20	1180.2	1062	594	549	165	1177	381	53	17	0	.236
Long Island Islanders	4.24	132	14	8	55	24	1179.0	1192	635	556	146	1171	477	35	21	1	.260
Morgantown Raiders	4.26	132	10	5	52	28	1182.0	1135	619	560	165	1077	418	52	21	1	.249
Bethesda Bambinos	4.33	132	13	4	62	22	1172.2	1141	638	564	169	1179	420	59	7	2	.252
Silver Spring Senators	4.36	132	8	3	50	35	1171.1	1211	646	567	197	1135	453	23	14	1	.264
Scranton Spanish Flies	4.38	132	19	5	64	21	1188.2	1202	631	579	155	1143	453	38	24	0	.262
Gunpowder Ironmen	4.72	132	12	2	54	29	1171.2	1289	707	614	172	1184	440	26	20	1	.276
Newark Eagles	4.74	132	22	6	50	9	1178.1	1245	717	621	193	1163	466	45	12	0	.267
Mimosa Mirthmakers	4.81	132	16	7	61	20	1161.0	1161	677	620	184	1201	445	38	28	0	.257
Arlington Railsplitters	4.87	132	15	8	57	27	1168.2	1228	689	633	203	1128	480	53	30	1	.269
Horseshoe Bay Polos	5.74	132	8	3	45	20	1175.0	1489	836	750	217	1143	430	37	20	2	.308
Hereford Highlanders	5.78	132	20	5	46	10	1161.1	1377	838	746	244	1110	473	45	11	0	.294
Tcba Today ML2020	4.11	1584	308	139	1482	724	28439.0	26560	14494	12975	4158	27364	10337	1036	405	12	.244

24 Teams	FLD	G	PO	A	E	DP	TP	PB	OSB	OCS	OSBP	OSBA	DER	UER	UERP
West Coast Wrecking Crew	.986	132	3607	1244	68	94	0	16	39	6	86.7	.292	.748	51	8.9
Edinburgh Scotsmen	.986	132	3599	1218	69	74	0	3	59	16	78.7	.443	.728	51	10.2
Eastport Athletics	.984	132	3552	1241	76	96	0	8	44	10	81.5	.334	.723	40	8.2
Beacon Braves	.984	132	3608	1153	78	109	0	3	51	9	85.0	.382	.701	47	9.7
Scranton Spanish Flies	.984	132	3566	1185	78	113	1	9	43	22	66.2	.326	.672	52	8.2
Morgantown Raiders	.983	132	3546	1266	84	101	0	6	55	17	76.4	.419	.692	59	9.5
Bradenton Buckeyes	.983	132	3628	1224	85	78	0	4	50	10	83.3	.372	.739	50	9.4
Silver Spring Senators	.983	132	3514	1240	84	114	0	2	60	6	90.9	.461	.676	79	12.2
Farmington Rats	.982	132	3646	1189	87	98	0	4	40	13	75.5	.296	.735	42	8.2
Innisfree Dukes	.982	132	3583	1246	91	116	0	10	62	15	80.5	.467	.740	68	14.3
Hereford Highlanders	.981	132	3484	1265	94	133	1	8	67	4	94.4	.519	.648	92	11.0
Waukesha Freeman	.981	132	3564	1075	92	86	0	15	66	10	86.8	.500	.743	34	7.8
Hilton Head Hammerin' Hedgehogs	.981	132	3587	1191	95	84	0	10	60	14	81.1	.452	.707	55	9.4
Bethesda Bambinos	.980	132	3518	1208	94	94	0	12	47	13	78.3	.361	.678	74	11.6
Mimosa Mirthmakers	.980	132	3483	1060	91	85	1	8	47	9	83.9	.364	.673	57	8.4
Horseshoe Bay Polos	.980	132	3525	1316	97	122	0	30	50	9	84.7	.383	.622	86	10.3
Hamilton Eh's	.980	132	3524	1253	96	96	0	6	78	21	78.8	.598	.692	54	9.3
Evanston Bees	.980	132	3542	1112	94	106	0	5	50	12	80.6	.381	.697	45	7.6
Arlington Railsplitters	.980	132	3506	1214	96	113	0	3	34	15	69.4	.262	.668	56	8.1
Rochester Cheetahs	.980	132	3592	1170	97	105	0	19	75	9	89.3	.564	.715	78	13.5
Gunpowder Ironmen	.980	132	3515	1191	98	128	0	13	35	10	77.8	.269	.645	93	13.2
Long Island Islanders	.979	132	3537	1169	103	105	0	2	43	16	72.9	.328	.663	79	12.4
Fargo Fungoes	.978	132	3556	1104	106	89	0	11	43	14	75.4	.326	.717	81	15.2
Newark Eagles	.974	132	3535	1246	127	83	0	7	46	7	86.8	.351	.663	96	13.4
Tcba Today ML2020	.981	1584	85317	28780	2180	2422	3	214	1244	287	81.3	.394	.694	1519	10.5

Batting	AVG	OBP	SLG	G	AB	H	2B	3B	HR	R	R/G	SO	BB	LOB	SB	CS	SBP	RRpW
Tcba Today ML2020	.245	.315	.413	1584	108619	26560	4856	471	4158	14494	9.2	27364	10337	21558	1244	287	81.3	10.10

Pitching	ERA	G	CG	SHO	QS	SV	IP	H	R	ER	HR	SO	BB	HB	WP	BK	OBA
Tcba Today ML2020	4.11	1584	308	139	1482	724	28439.0	26560	14494	12975	4158	27364	10337	1036	405	12	.244

Fielding	FLD	G	PO	A	E	DP	TP	PB	OSB	OCS	OSBP	OSBA	DER	UER	UERP
Tcba Today ML2020	.981	1584	85317	28780	2180	2422	3	214	1244	287	81.3	.394	.694	1519	10.5

<b>MLB</b>		<b>TCBA</b>		<b>COMPARISONS</b>
.245	Avg	.245		
.322	OnB	.315		
.418	Slg	.418		<b>MLB</b>
4.65	RPG	4.60		<b>TCBA</b>
1.3	HR/9	1.3		4.44 ERA 4.11
3.5	BB/9	3.3		2.56 K/BB 2.65
9.1	K/9	8.6		
				.983 Fldg .981



**TRIPLE PLAY**



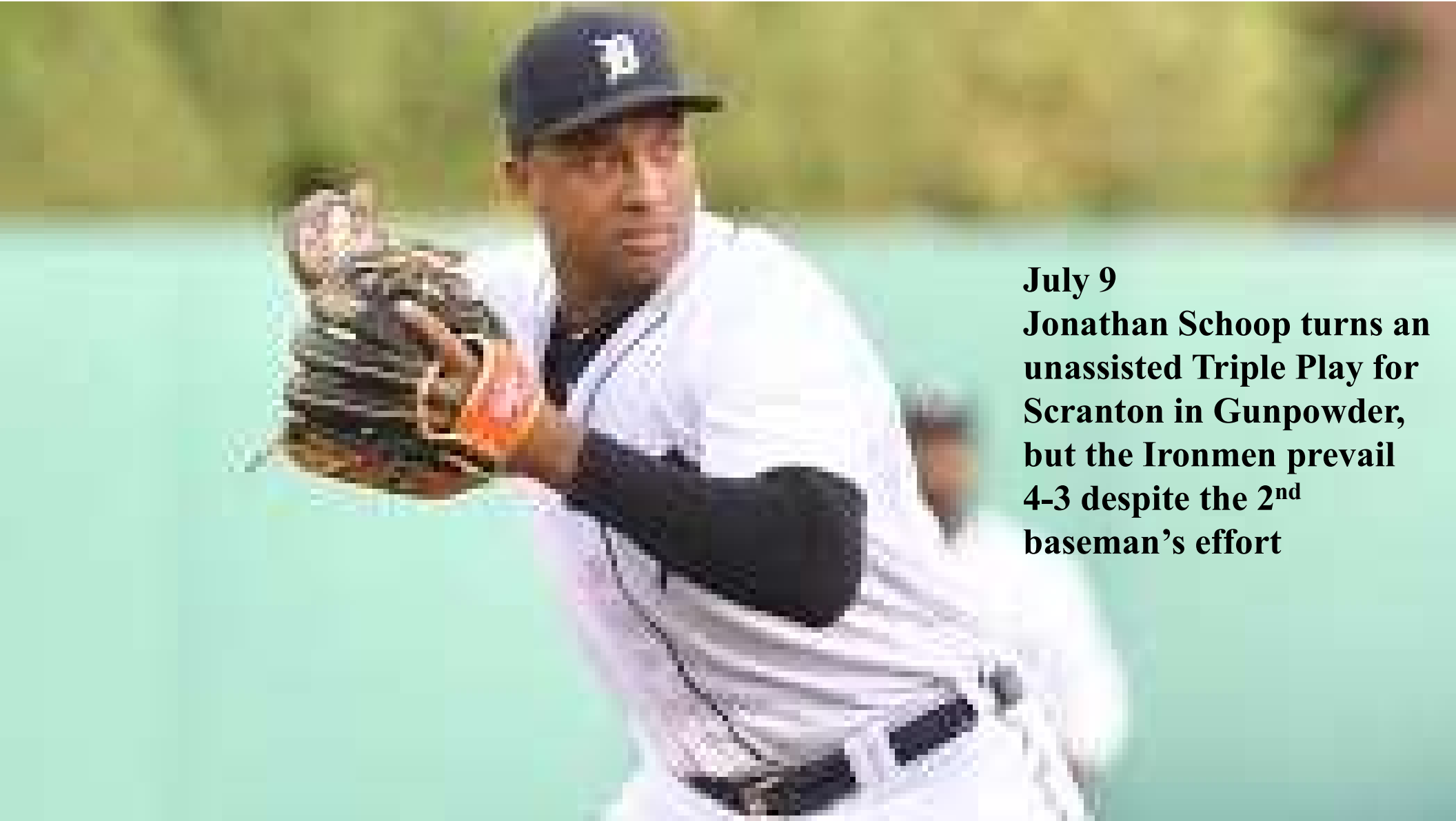
**April 13**

**Second baseman Eduardo Escobar and first baseman Garrett Cooper combine to turn a Triple Play for Mimosa against Edinburgh, taking something positive from a 4-1 defeat.**



**July 2  
Highlanders Nick Solak (CF), Javy Baez (SS)  
and Pete Alonso (1B) turn a Triple Play in an  
8-7 win in Scranton.**





**July 9**  
**Jonathan Schoop turns an unassisted Triple Play for Scranton in Gunpowder, but the Ironmen prevail 4-3 despite the 2<sup>nd</sup> baseman's effort**

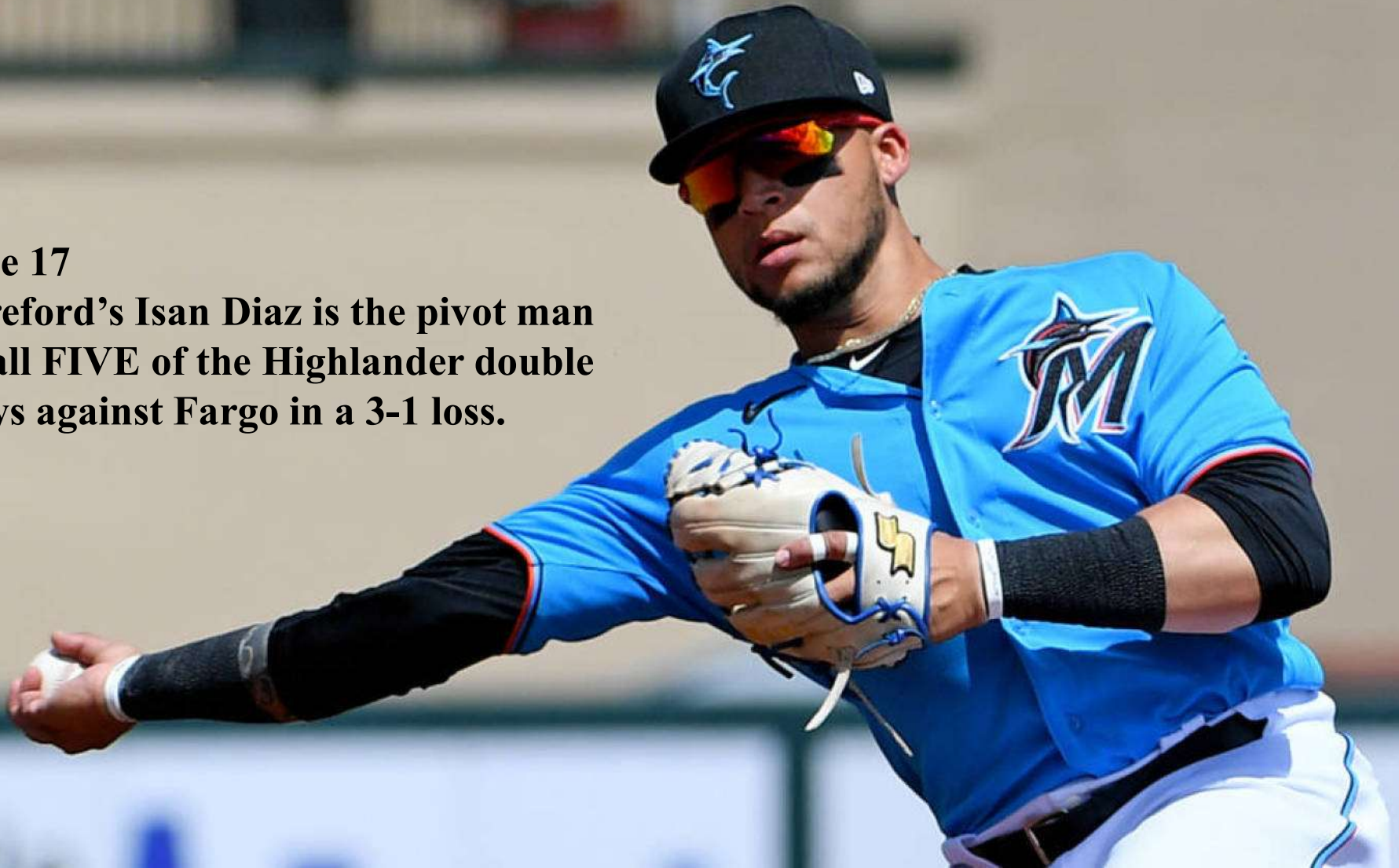


Double, Double  
Toil and

**TROUBLE!**

**June 17**

**Hereford's Isan Diaz is the pivot man on all FIVE of the Highlander double plays against Fargo in a 3-1 loss.**





**August 15**  
**First baseman Carlos Santana is the anchor for all FIVE of the Cheetahs double plays in a 14 inning 5-4 win at West Coast**

**Hereford and Rochester were the only teams to turn FIVE DP's in one game. Fifteen other times, a team turned four double plays this year**



**DOUBLE  
PLAY**

# Error!

Here's what you  
did wrong...





**THIS WILL TAKE  
TEAM  
EFFORT**

**August 25 – Arlington fielders combine to make a season record SIX errors against West Coast, losing 13-9. Two E-5, E-3, E-1, E-7 and E-8 all contribute**



**Four other times, teams made FIVE errors in one game:**  
**5-25 – Fargo vs Rochester**  
**6-03 – Arlington vs Hamilton**  
**8-01 – Innisfree @ Gunpowder**  
**8-23 – Hilton Head vs Silver Spring**



**Six times this season a player  
made THREE errors in a game**

**Khris Davis  
May 14  
WA @ EB  
Right Field**

**Andres Gimenez  
July 17  
LI @ HA  
Shortstop**



**Jorge Polanco  
May 27  
SC @ WA  
Shortstop**

**Amed Rosario  
August 1  
ID @ GU  
Shortstop**



**Tim Anderson  
June 3  
AR vs HA  
Shortstop**

**Franmil Reyes  
August 23  
HH vs SI  
Left Field**



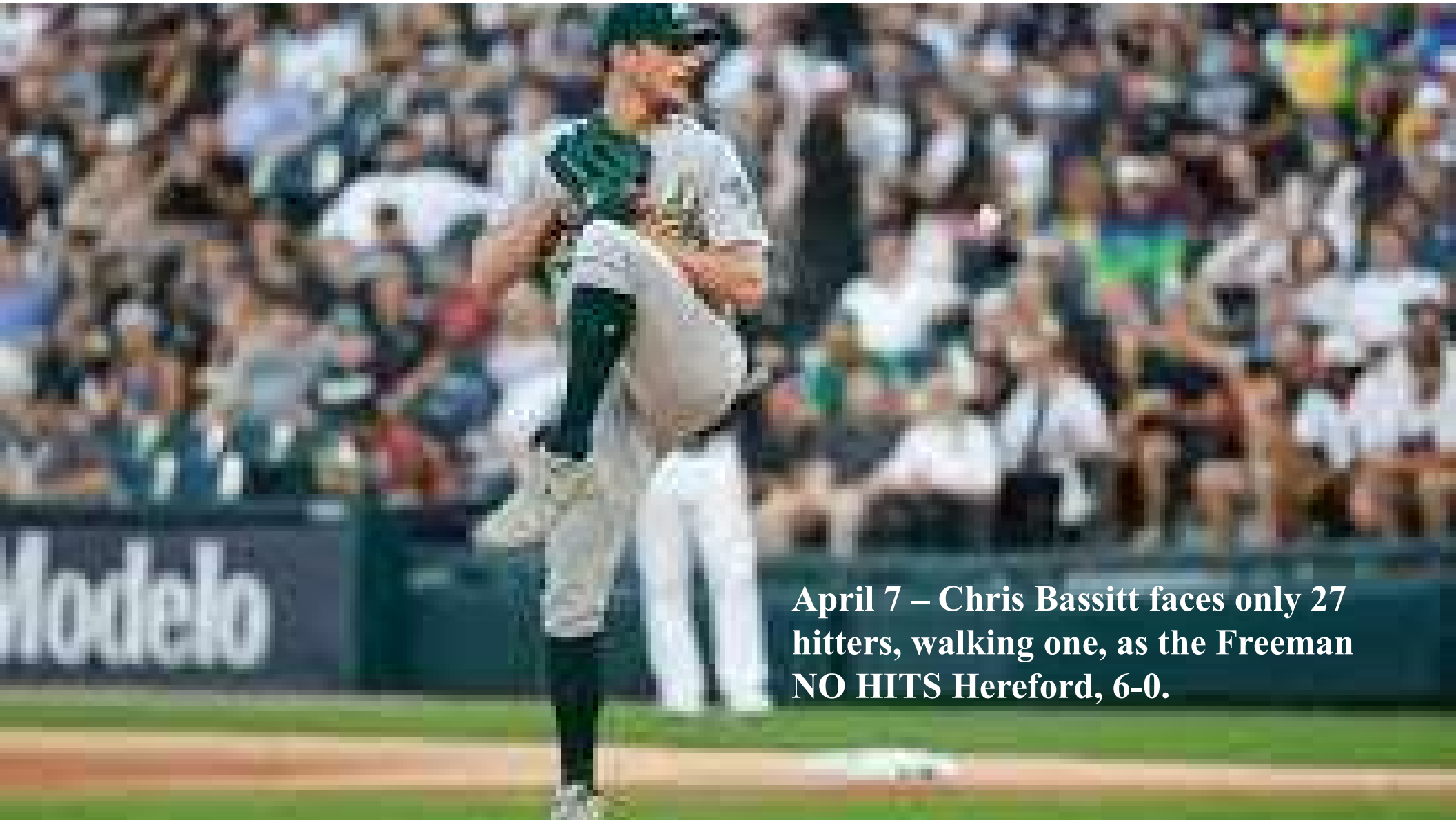


**NO-HITTER**

A large stadium sign with the text "NO-HITTER" in bold, white, block letters with black outlines. The sign is illuminated with a bright blue light, creating a strong glow. The background is dark, suggesting a night scene at a stadium. Below the sign, a large crowd of spectators is visible, though they are out of focus. The overall atmosphere is one of excitement and celebration.




**April 3**  
**Shane Bieber (Bethesda)**  
**retires the 1<sup>st</sup> 26 Fungo**  
**hitters in Fargo, issuing a**  
**walk before completing a 5-0**  
**NO-HITTER**




**April 7 – Chris Bassitt faces only 27  
hitters, walking one, as the Freeman  
NO HITS Hereford, 6-0.**

**April 7 – Beacon’s Pablo Lopez walks 4 and hits another but throws a NO-HITTER, 7-0, in Rochester.**

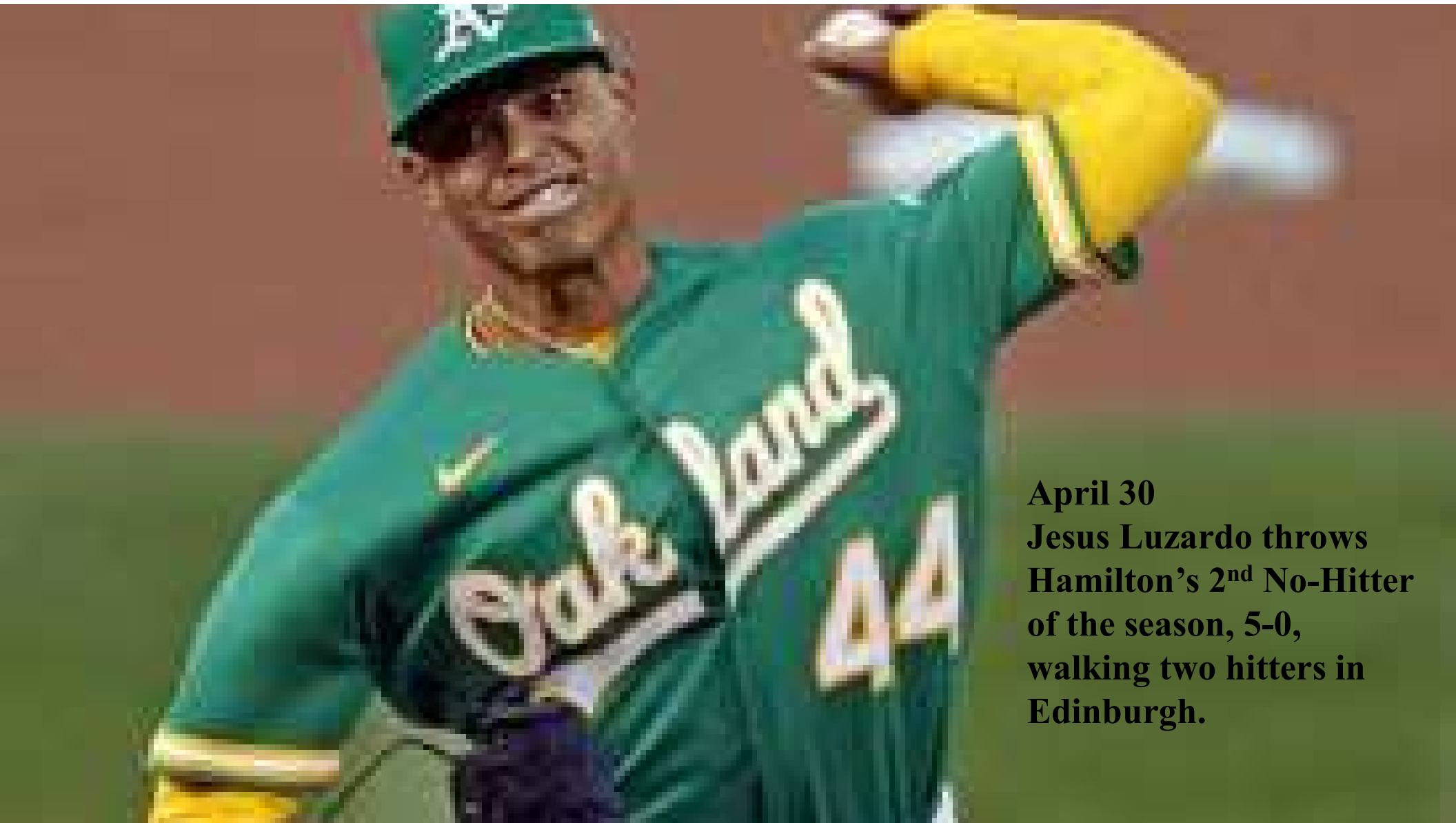


**April 21**  
**Hamilton's Zach Plesac**  
**walks two batters while**  
**NO-HITTING**  
**Waukesha, 4-0.**



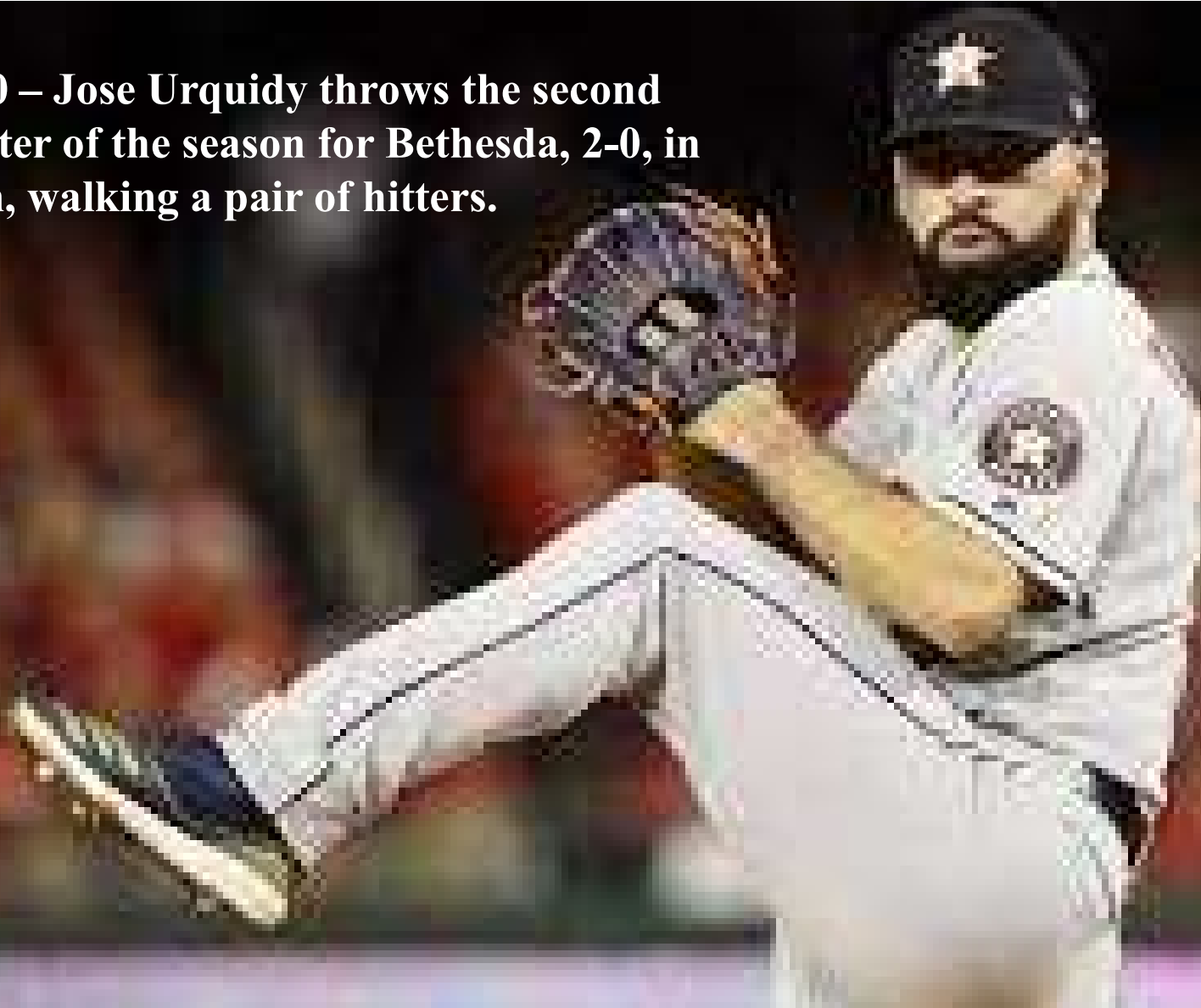


**April 29**  
**Mimosa's Trevor Bauer NO-HITS**  
**Evanston, 8-0, walking one and striking**  
**out ten batters.**



**April 30**  
**Jesus Luzardo throws**  
**Hamilton's 2<sup>nd</sup> No-Hitter**  
**of the season, 5-0,**  
**walking two hitters in**  
**Edinburgh.**

**May 20 – Jose Urquidy throws the second No-Hitter of the season for Bethesda, 2-0, in Beacon, walking a pair of hitters.**







**May 21**

**Clayton Kershaw throws the 8<sup>th</sup> no-hitter of the season, 12-0, for Farmington in Hereford. An E-6 allows the only runner to reach base.**

ONE-HIT  
WONDERS



**Nineteen one-hit complete games were thrown this year. Adrian Houser (Scranton) and Dakota Hudson (Arlington) each threw two One-Hitters. The other fifteen were thrown by Kwang Hyun Kim (RO), Shane Bieber (BT), Jaime Barria (GU), Lucas Giolito (BR), Dylan Bundy (SI), James Paxton (BB), Framber Valdez (SS), Ryan Yarbrough (BR), Tony Gonsolin (HI), Erick Fedde (HA), Sixto Sanchez (HI), Matt Harvey (HH), Tyler Mahle (SS), Jacob deGrom (MI) and John Means (MR)**



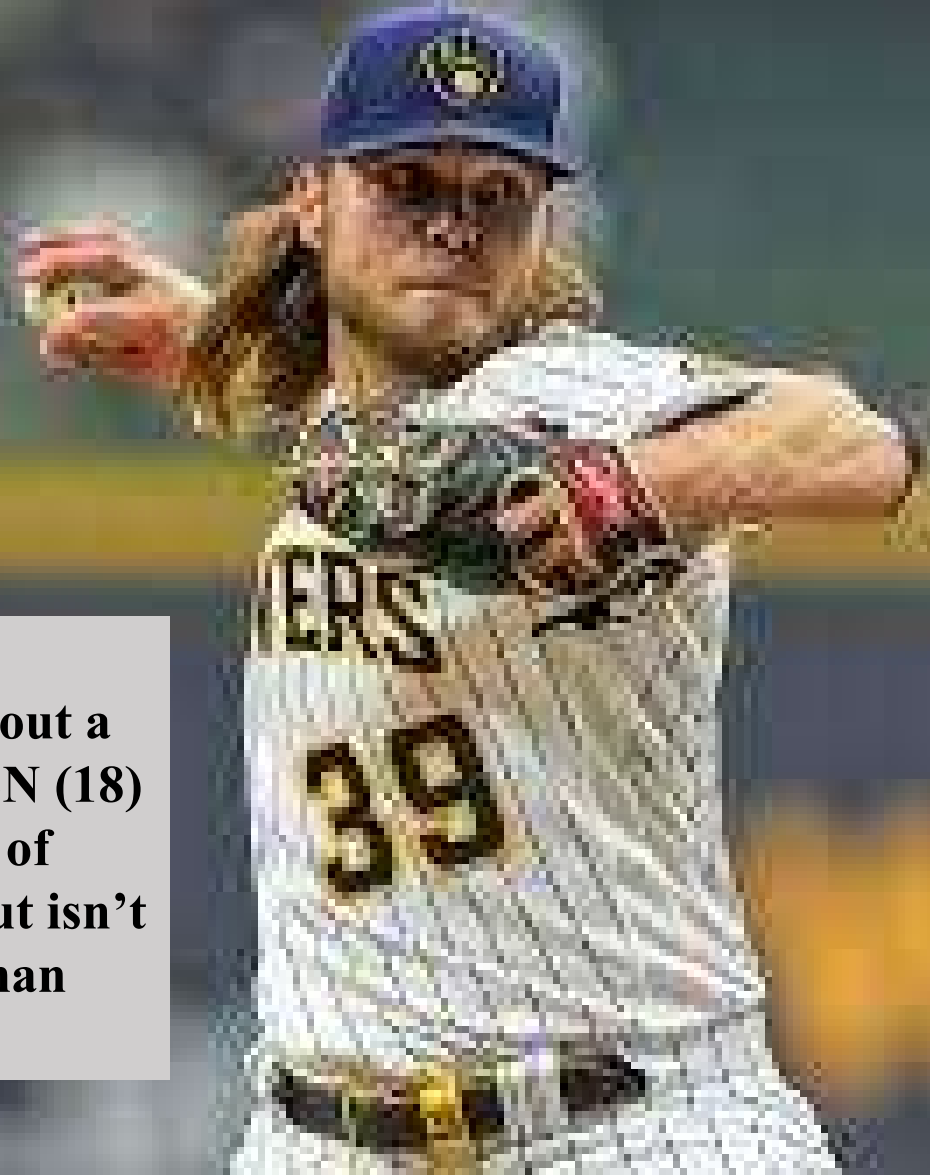


SWIMMING

AND

A

MISS



18

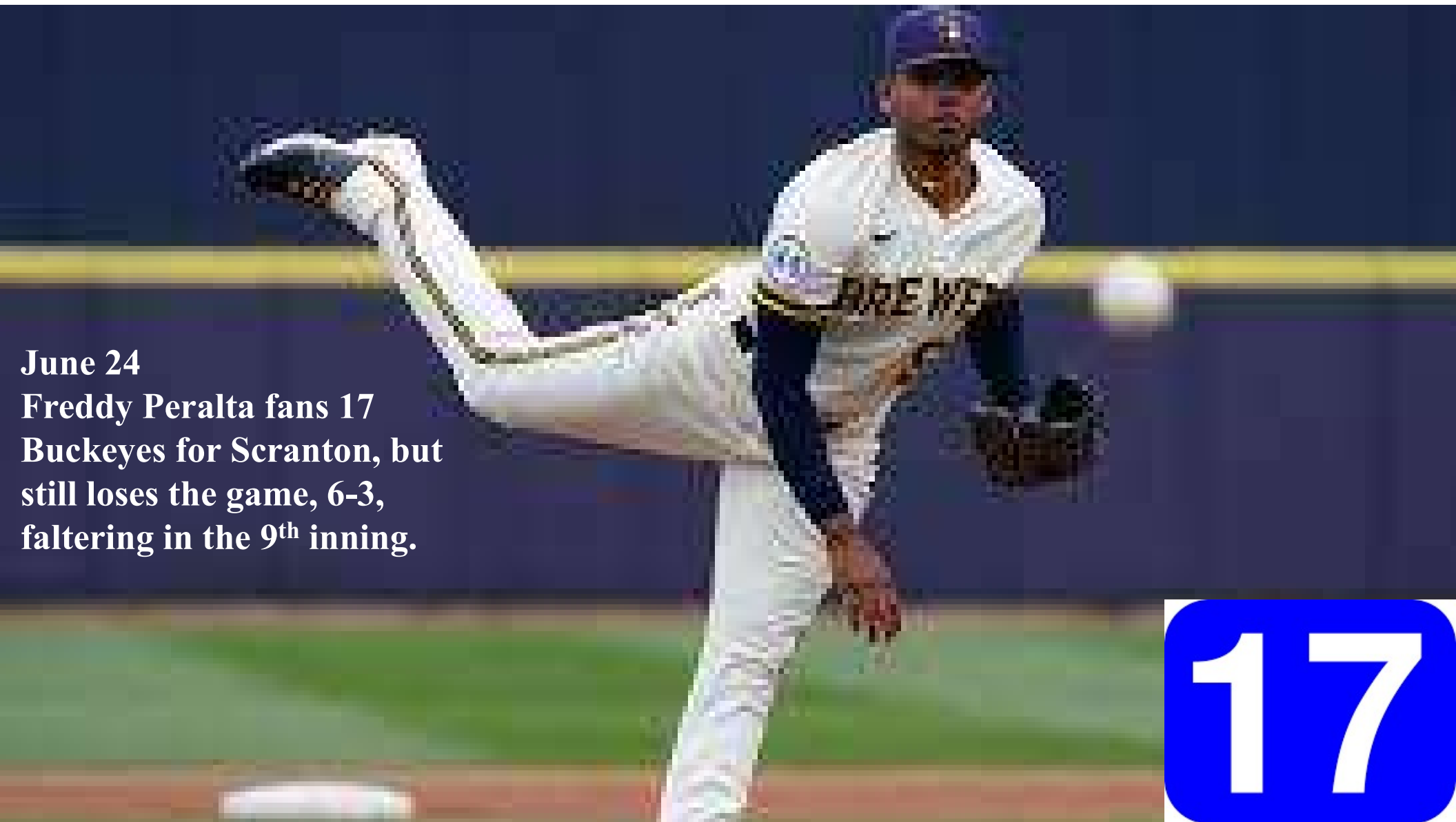
**June 22**

**Corbin Burnes strikes out a season high EIGHTEEN (18) Islanders in 11 innings of work for Waukesha, but isn't around for a 2-1 Freeman win in the 12<sup>th</sup> inning.**



17

**May 19**  
**Vince Velasquez pitches only**  
**8 innings of a 9-8 eleven**  
**inning Eastport win over**  
**Scranton, but manages to**  
**strike out 17 Spanish Flies.**



**June 24**  
**Freddy Peralta fans 17**  
**Buckeyes for Scranton, but**  
**still loses the game, 6-3,**  
**faltering in the 9<sup>th</sup> inning.**


**17**



**16**

**August 7 – Marco Gonzales fans 16 hitters as Newark defeats the Athletics in Eastport, 7-3.**





**James Paxton (BB) and Shane Bieber (BT)  
twice struck out 15 hitters in one game.**

**Seven other pitchers each did it once:**

**Dean Kremer (HH)  
Aaron Nola (LI)  
Dallas Keuchel (ID)  
JT Brubaker (BU)  
Luis Castillo (HI)  
Tanner Houck (HI)  
Taylor Clarke (SI)**

**15**





**April 12**

**Our highest run production came when Silver Spring defeated Horseshoe Bay, 25-3**

**July 7**

**The top production by a visiting club was the 22-8 victory for Hilton Head in Mimosa**

**July 16**

**Eastport defeated Silver Spring 20-7 in front of a sparse Senator crowd.**

**July 30**

**Waukesha's 20-1 win in Horseshoe Bay was the 4<sup>th</sup> time a team scored 20 runs this year.**



twenty

**April 12**  
**Silver Spring smacked**  
**27 hits in Horseshoe Bay**  
**in the season's best hit**  
**Parade.**

**TOP  
HITS**



six  
FOR  
SIX

**June 24**

**Charlie Blackmon goes  
Six-for-Six for Innisfree in  
Arlington, scoring 4 runs,  
knocking in 3 runners and  
doubling twice with 4 singles**



**Besides Blackmon, 21 others had five hit ballgames this year:**

**Brandon Crawford (RO), Vladimir Guerrero (HO), Cedric Mullins (MI), Trea Turner (SI), Freddy Galvis (FR), Xander Bogaerts (GU), Eduardo Escobar (MI), Fernando Tatis (HO), Willi Castro (HP), Jeimer Candelario (EA), Tim Anderson (AR), Maikel Franco (EB), Yasmani Grandal (WC), Brad Miller (HI), Juan Soto (ID), Mike Trout (HI), Christian Walker (HA), DJ LeMahieu (GU), Chris Taylor (SI) and JaCoby Jones (SI).**

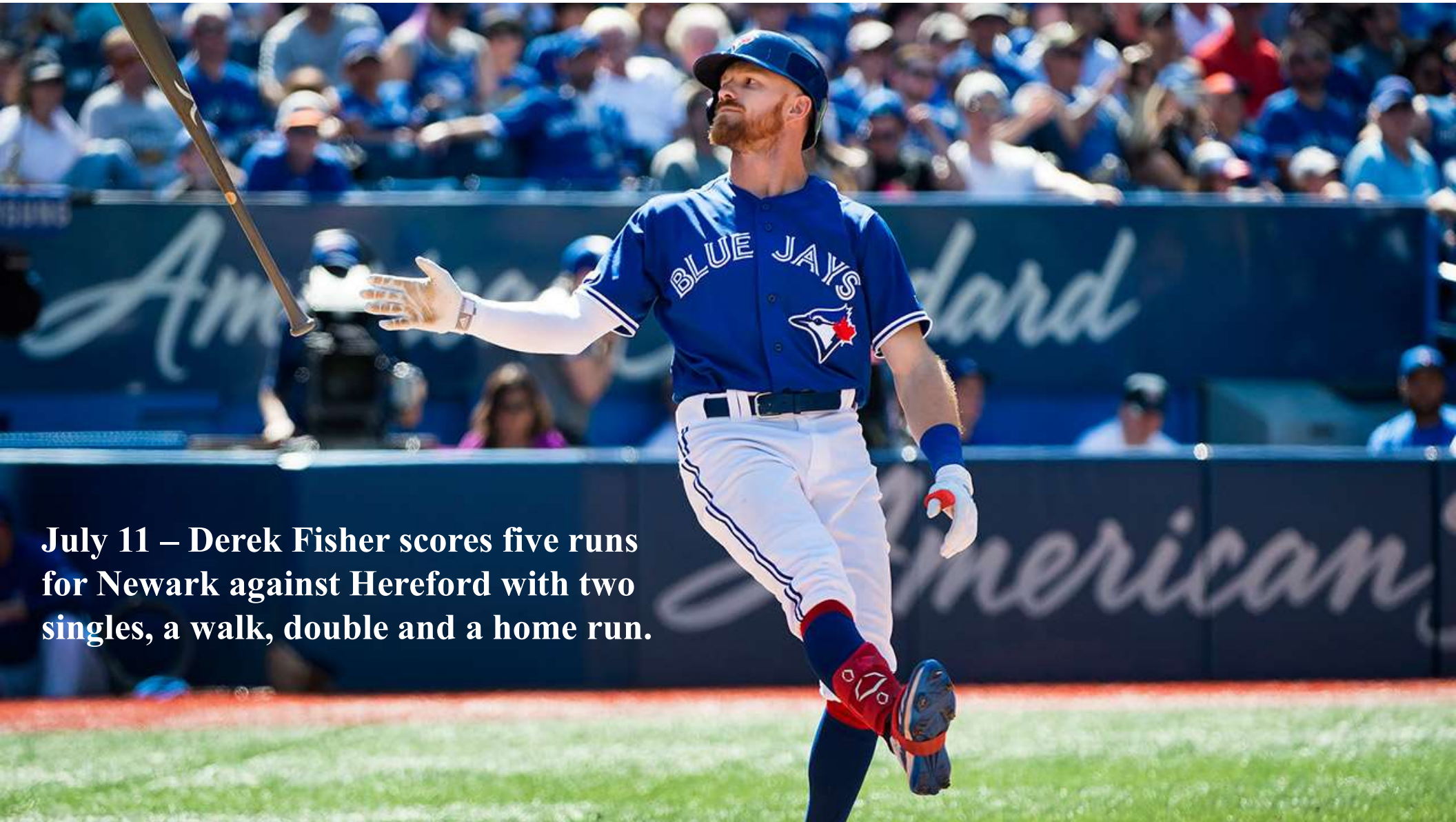
**The 21<sup>st</sup> was Nick Madrigal, who did it not once, but TWICE for Hilton Head.**







**FIVE  
TIMES**



**July 11 – Derek Fisher scores five runs for Newark against Hereford with two singles, a walk, double and a home run.**

2B

# THE CYCLE

3B

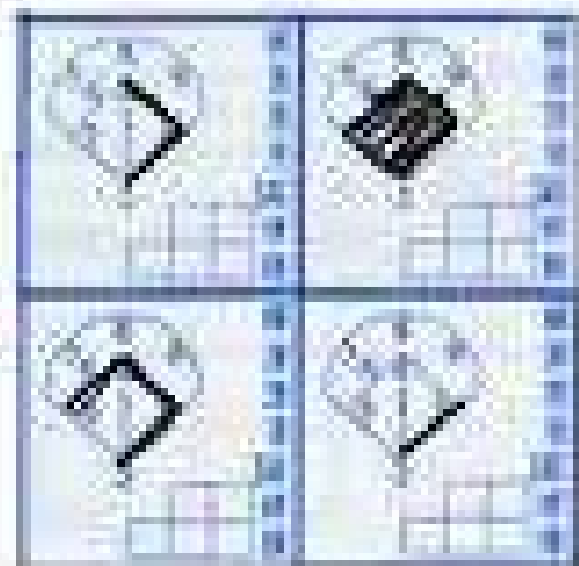
1B





HR



# Hits

for the cycle





**June 8 – Brad Miller hits two home runs and completes the cycle for Hilton Head in Hereford. Brad knocked in eleven runs in the process**

**July 6**  
**Jared Walsh highlights a Fargo**  
**victory in Bradenton by hitting for**  
**the cycle, driving in five runs for the**  
**Fungoes.**





**July 7 – Mike Trout’s five hits cover the cycle with an extra single in Mimoso for Hilton Head. Mike knocks in six runs.**

**July 19**  
**Alex Dickerson hits for**  
**the cycle for Newark,**  
**driving in five runs in**  
**Gunpowder.**







---

# EXTRA-BASE HIT (S)

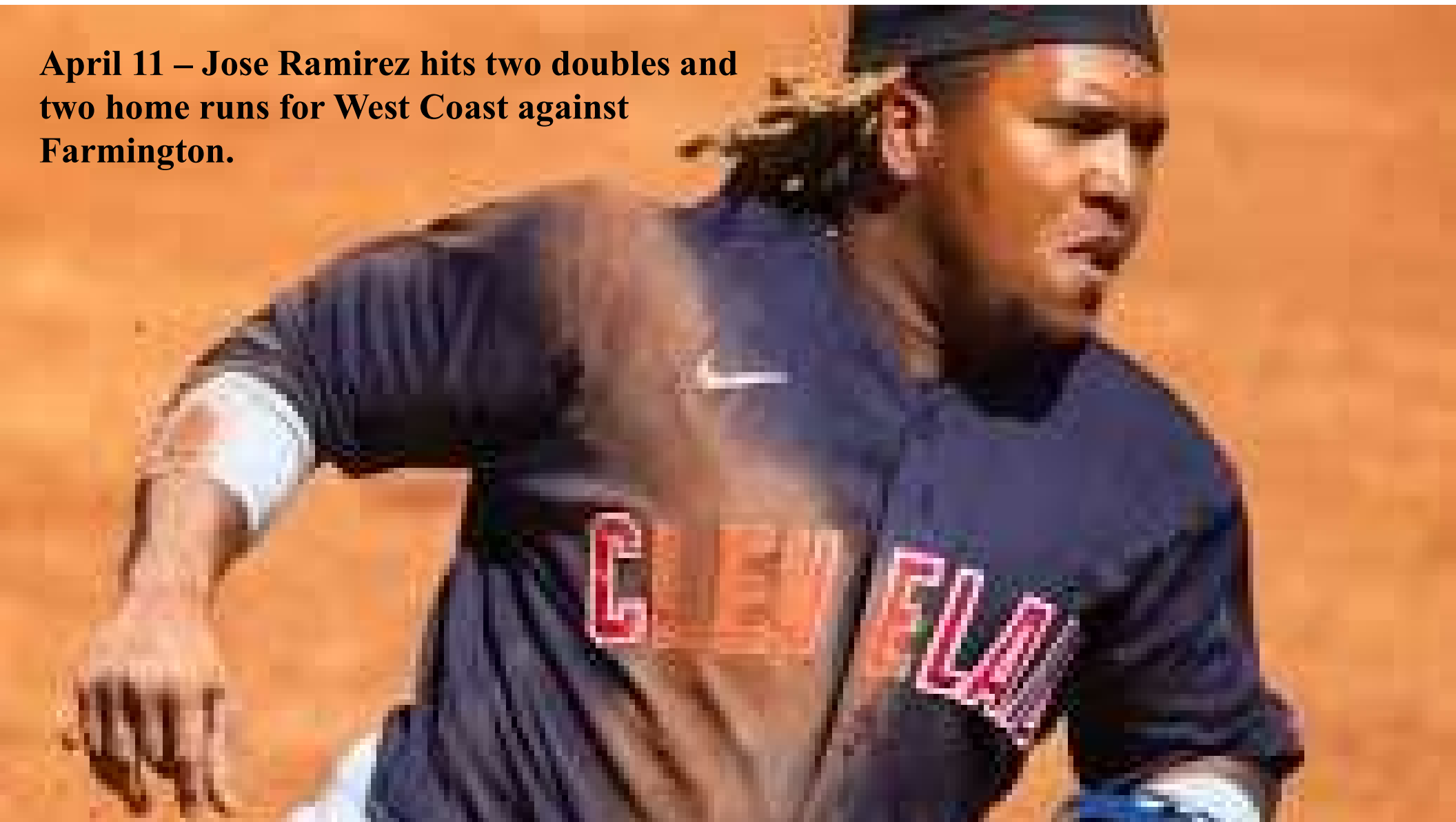
meaning, definition, explanation...

FOUR **Or** MORE



**April 1**  
**Renato Nunez hits three doubles**  
**and a home run for Eastport in**  
**Farmington, driving in 5 runs.**

**April 11 – Jose Ramirez hits two doubles and two home runs for West Coast against Farmington.**





**June 8  
Brad Miller hits for the  
cycle with an extra home  
run and drives in 11 runs  
for Hilton Head in Hereford**

**June 14**

**Jared Walsh hits two doubles and two home runs for Fargo against Silver Spring while driving in six runs**



**June 21**  
**Juan Soto hits a pair of**  
**doubles and a pair of home**  
**runs for Innisfree in**  
**Arlington**



**July 19**  
**Christian Walker has three**  
**doubles, a single and a**  
**home run for Hamilton**  
**against Long Island**





**August 4 – Robbie Grossman doubles, triples and homers twice for Fargo against Arlington, driving home seven runners.**



**August 12**  
**JaCoby Jones has**  
**FOUR doubles and a**  
**home run for Silver**  
**Spring against**  
**Innisfree, going five for**  
**five.**

**5**



# "Have a Home Run Day!"<sup>TM</sup>

*Skipper Carrillo*

Performed by LOVE TRIBE

LIMITED EDITION  
COLLECTOR'S CD



## **THREE HOME RUNS IN ONE GAME**

**Robinson Cano (ES v HO, 4/01)**

**Will Smith (MR v HO, 5/15)**

**George Springer (FR v MR, 7/03)**

**Justin Upton (HH @ EA, 7/23)**

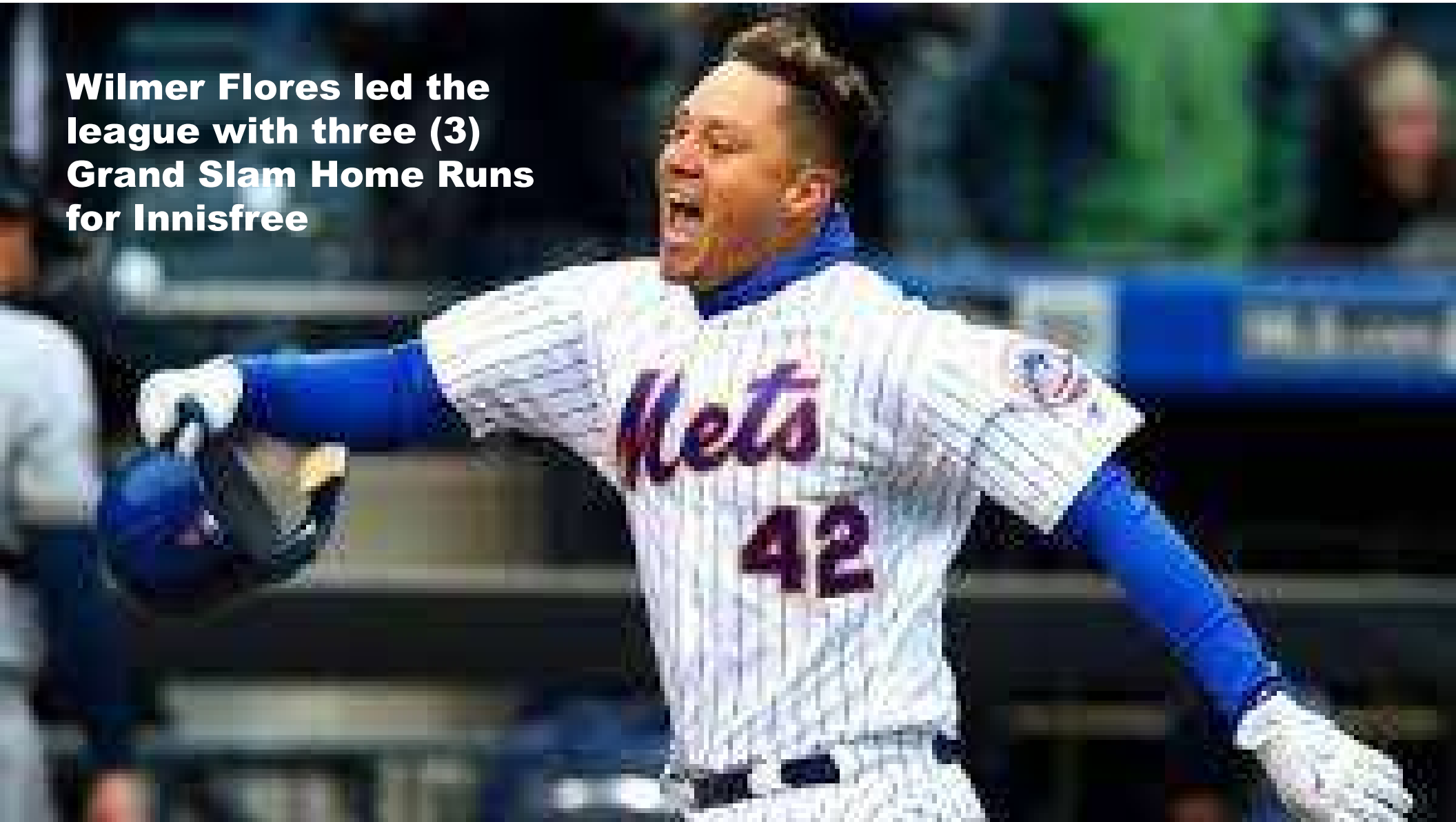
**Eugenio Suarez (MR @ EB, 8/03)**

**Eddie Rosario (FR @ FF, 8/16)**

**Jake Cronenworth (EB v HO, 8/24)**



**Wilmer Flores led the league with three (3) Grand Slam Home Runs for Innisfree**



**Five players hit two grand slams  
this season:**

**Aaron Judge (Eastport)  
Jacob Stallings (Hamilton)  
Robinson Cano (Edinburgh)  
Nelson Cruz (Farmington)  
Bryce Harper (Rochester)**



**2**  
**GSHR**

The 24 teams with the  
most Grand Slam Home Runs

Rank	Name	GSHR	PA
1	Innisfree Dukes	7	5125
2	Hamilton Eh's	6	4988
3	Silver Spring Senators	5	5072
	Fargo Fungoes	5	5087
	Edinburgh Scotsmen	5	5089
	Newark Eagles	5	5100
7	Horseshoe Bay Polos	4	4948
	Long Island Islanders	4	5033
	Eastport Athletics	4	5135
	Farmington Rats	4	5196
	Beacon Braves	4	5230
12	Waukesha Freeman	3	4872
	Hereford Highlanders	3	4886
	Rochester Cheetahs	3	5071
	Gunpowder Ironmen	3	5082
	Scranton Spanish Flies	3	5093
	Hilton Head Hammerin' Hedgehogs	3	5189
	West Coast Wrecking Crew	3	5207
19	Mimosa Mirthmakers	2	4841
	Arlington Railsplitters	2	4892
	Morgantown Raiders	2	5117
22	Evanston Bees	1	4929
	Bradenton Buckeyes	1	5196
24	Bethesda Bambinos	0	4991

82

Grand Slams were hit this year







**Only one player drove in more than 7 runs in one game this year and that was BRAD MILLER who drove in ELEVEN RUNS for Hilton Head on June 8 in Hereford.**

**11**







5



**Freddie Freeman (WC) drew five walks (one intentional) against Gunpowder on June 2.**

**Juan Soto (ID) walked five times against Hereford on August 14**

A soldier in a trench during a battle, with the title 'CLOSE COMBAT THE LONGEST DAY' overlaid. The soldier is wearing a garrison cap and is looking towards the right. The background shows a battlefield with smoke and other soldiers in the distance.

# CLOSE COMBAT THE LONGEST DAY

**Five times this season, teams played into the 15<sup>th</sup> inning:**

**April 12 – Edinburgh outlasted Evanston with a 6-4 walk off victory on a no-out 2-run home run by J.T. Realmuto.**

**April 16 – Rochester defeated host Bethesda, 7-5, thanks to a Travis Shaw home run.**

**May 11 – Farmington prevailed, 3-2, in West Coast with a Kyle Higashioka solo homer.**

**May 27 – Waukesha walked off a 4-3 winner over Scranton on a Cody Bellinger double**

**August 14 – Fargo walked off with a 7-6 win over Farmington, courtesy of a D.J. Stewart home run.**

**15**



**LOB**

**You thought you had problems!  
Newark stranded TWENTY  
runners on base in a 13 inning  
game in Scranton (the home  
team left 16 runners on base) on  
May 4.**

**Bethesda matched that total in a  
14 inning game in Newark two  
weeks later (May 18).**

**20  
STRANDED**

**TEAM STATS**



division







Eastport, NY

caps

# EASTPORT ATHLETICS 2021 Opening Day Starting Lineup

1-Jon Berti, 2B      2-Trent Grisham, CF    3-Jeimer Candelario, 3B    4-James McCann, C  
5-Aaron Judge, RF    6-Gleybar Torres, SS    7-Renato Nunez, 1B      8-Tommy Pham, LF  
9-Martin Perez, P



# **Tom Meade**

**20 Fairway Drive**

**Manorville, NY 11949**

**(631) 383-1718**

**meado13@gmail.com**



19 Pitchers	Tm	Lg	W	L	PCT	SV	ERA	G	GS	CG	SHO	QS	IP	H	R	ER	HR	SO	BB
ANDERSON, N.	EA	T20	3	2	.600	24	1.47	38	0	0	0	0	36.2	16	6	6	3	43	14
SCRUBB, A.	EA	T20	5	2	.714	12	1.69	49	0	0	0	0	48.0	19	10	9	5	38	33
SHERRIFF, R.	EA	T20	4	1	.800	1	1.99	26	0	0	0	0	22.2	11	5	5	1	17	7
LUGO, S.	EA	T20	6	3	.667	0	2.09	17	8	2	2	5	69.0	56	21	16	4	79	13
SOROKA, M.	EA	T20	6	0	1.000	0	2.29	6	6	0	0	4	35.1	32	10	9	1	26	13
DETWILER, R.	EA	T20	4	2	.667	0	2.76	46	0	0	0	0	45.2	22	17	14	6	37	11
GREENE, S.	EA	T20	3	1	.750	2	2.98	57	0	0	0	0	57.1	43	23	19	9	52	21
SNELL, B.	EA	T20	12	3	.800	0	3.02	17	17	0	0	8	98.1	77	36	33	13	100	25
VELASQUEZ, V.	EA	T20	3	0	1.000	0	3.07	10	4	0	0	3	44.0	46	17	15	6	63	16
VALDEZ, P.	EA	T20	2	0	1.000	0	3.20	60	0	0	0	0	70.1	53	28	25	10	67	20
FIERS, M.	EA	T20	10	3	.769	0	3.37	22	22	1	1	13	136.1	130	53	51	19	130	39
ARRIETA, J.	EA	T20	5	0	1.000	0	3.52	8	7	0	0	3	46.0	35	19	18	8	36	16
THIELBAR, C.	EA	T20	2	3	.400	1	3.55	47	0	0	0	0	38.0	25	15	15	7	33	24
SHEFFIELD, J.	EA	T20	10	4	.714	0	3.85	21	21	0	0	7	121.2	116	53	52	17	100	41
MILLS, A.	EA	T20	5	4	.556	0	3.96	12	12	0	0	7	72.2	63	39	32	10	59	26
McKENZIE, T.	EA	T20	7	6	.538	0	4.02	14	14	0	0	6	78.1	70	38	35	15	88	23
CISNERO, J.	EA	T20	1	1	.500	1	4.24	47	0	0	0	0	46.2	52	25	22	11	39	13
LINDBLOM, J.	ES	T20	2	0	1.000	0	5.19	5	5	1	1	1	26.0	25	15	15	3	21	13
PEREZ, M.	EA	T20	2	5	.286	0	5.54	17	16	1	1	7	91.0	101	57	56	14	85	53
Eastport Athletics			92	40	.697	41	3.40	519	132	5	5	64	1184.0	992	487	447	162	1113	421

19 Pitchers	Tm	Lg	SUP/9	R/9	ERA	BF/9	BR/9	H/9	BB/9	SO/9	HR/9	ERPT	OBA	BF	BR	IBB	HB	WP	BK
ANDERSON, N.	EA	T20	.0	1.47	1.47	34.4	7.4	3.9	3.4	10.6	.74	10.7	.128	140	30	0	0	0	0
SCRUBB, A.	EA	T20	.0	1.88	1.69	36.2	9.2	3.6	5.6	7.1	.94	12.9	.122	193	49	3	0	2	0
SHERRIFF, R.	EA	T20	.0	1.99	1.99	33.8	6.8	4.4	2.4	6.8	.40	5.3	.141	85	17	1	0	0	0
LUGO, S.	EA	T20	3.1	2.74	2.09	35.9	9.4	7.3	1.7	10.3	.52	15.5	.219	275	72	0	3	0	0
SOROKA, M.	EA	T20	6.9	2.55	2.29	37.4	11.5	8.2	3.3	6.6	.25	7.1	.241	147	45	0	0	2	0
DETWILER, R.	EA	T20	.0	3.35	2.76	33.1	6.7	4.3	2.0	7.3	1.18	6.8	.143	168	34	1	2	2	0
GREENE, S.	EA	T20	.0	3.61	2.98	37.0	10.2	6.8	3.1	8.2	1.41	7.2	.203	236	65	1	2	0	0
SNELL, B.	EA	T20	5.3	3.29	3.02	36.0	9.3	7.0	2.3	9.2	1.19	11.9	.213	393	102	0	0	1	0
VELASQUEZ, V.	EA	T20	4.3	3.48	3.07	39.3	12.9	9.4	3.3	12.9	1.23	5.1	.267	192	63	0	1	0	0
VALDEZ, P.	EA	T20	.0	3.58	3.20	36.7	9.6	6.8	2.3	8.6	1.28	7.1	.203	287	75	2	4	0	0
FIERS, M.	EA	T20	4.9	3.50	3.37	38.0	11.7	8.6	2.5	8.6	1.25	11.2	.250	576	177	1	9	0	0
ARRIETA, J.	EA	T20	6.7	3.72	3.52	37.2	10.6	6.8	3.1	7.0	1.57	3.0	.205	190	54	0	3	0	0
THIELBAR, C.	EA	T20	.0	3.55	3.55	38.4	10.7	5.9	4.7	7.8	1.66	2.3	.181	162	45	4	0	0	0
SHEFFIELD, J.	EA	T20	5.5	3.92	3.85	38.3	11.8	8.6	3.0	7.4	1.26	3.5	.246	518	159	1	3	0	0
MILLS, A.	EA	T20	7.3	4.83	3.96	38.6	12.0	7.8	3.2	7.3	1.24	1.2	.230	312	97	0	8	0	0
McKENZIE, T.	EA	T20	5.2	4.37	4.02	37.1	10.7	8.0	2.6	10.1	1.72	.7	.236	323	93	0	0	0	0
CISNERO, J.	EA	T20	.0	4.82	4.24	39.0	13.1	10.0	2.5	7.5	2.12	-.7	.281	202	68	0	3	0	0
LINDBLOM, J.	ES	T20	8.7	5.19	5.19	40.2	13.8	8.7	4.5	7.3	1.04	-3.1	.253	116	40	0	2	2	0
PEREZ, M.	EA	T20	4.0	5.64	5.54	41.0	15.3	10.0	5.2	8.4	1.38	-14.5	.285	415	155	0	1	1	0
Eastport Athletics			3.7	3.70	3.40	37.5	10.9	7.5	3.1	8.5	1.23	93.2	.225	4930	1440	14	41	10	0

38 Players	Tm	Lg	AVG	G	AB	R	H	2B	3B	HR	TB	RBI	SO	BB	ASB	SB	CS	SBP	GDP
VALDEZ, P.	EA	T20	.500	60	2	0	1	0	0	0	1	2	0	0	0	0	0	-	0
OZUNA, M.	EA	T20	.377	74	284	62	107	16	2	23	196	74	72	41	0	0	0	-	5
CANDELARIO, J.	EA	T20	.321	111	402	70	129	29	6	16	218	74	91	48	0	0	0	-	7
GRISHAM, T.	EA	T20	.282	129	517	104	146	32	3	19	241	62	150	73	60	54	6	90.0	2
SWANSON, D.	EA	T20	.279	119	433	66	121	30	3	18	211	44	114	38	24	20	4	83.3	4
ROMINE, A.	EA	T20	.279	47	140	12	39	8	0	1	50	18	57	16	0	0	0	-	1
TAUCHMAN, M.	EA	T20	.276	77	123	23	34	14	0	0	48	11	24	15	9	8	1	88.9	5
GUILLOUME, L.	EA	T20	.275	62	142	11	39	13	0	0	52	10	39	16	7	3	4	42.9	5
PHAM, T.	BT	T20	.274	30	73	21	20	2	0	2	28	13	15	15	10	10	0	100.0	0
JUDGE, A.	EA	T20	.267	87	247	42	66	5	0	22	137	64	70	16	1	1	0	100.0	10
ARRIETA, J.	EA	T20	.267	8	15	2	4	0	0	0	4	2	4	1	0	0	0	-	0
NUNEZ, R.	EA	T20	.261	94	303	35	79	14	0	17	144	57	96	27	0	0	0	-	8
BERTI, J.	EA	T20	.237	98	249	53	59	11	0	6	88	26	76	60	37	33	4	89.2	1
CALHOUN, K.	EA	T20	.236	105	348	63	82	19	1	26	181	74	86	34	2	2	0	100.0	8
GOODRUM, N.	EA	T20	.233	84	232	31	54	12	3	7	93	31	89	22	11	10	1	90.9	4
KNAPP, A.	EA	T20	.230	73	161	27	37	5	3	3	57	17	43	38	0	0	0	-	1
SHEFFIELD, J.	EA	T20	.225	21	40	3	9	0	0	0	9	6	7	3	0	0	0	-	0
McCANN, J.	EA	T20	.223	68	215	26	48	7	0	10	85	37	70	8	2	1	1	50.0	10
FIERS, M.	EA	T20	.209	22	43	4	9	1	0	0	10	5	13	5	0	0	0	-	0
TORRES, G.	EA	T20	.200	55	110	17	22	5	0	2	33	11	20	15	1	1	0	100.0	4
PEREZ, M.	EA	T20	.200	17	25	1	5	1	0	0	6	2	9	1	0	0	0	-	0
OLSON, M.	EA	T20	.164	90	207	23	34	2	1	10	68	32	84	35	0	0	0	-	0
LUGO, S.	EA	T20	.133	17	15	1	2	0	0	0	2	1	5	1	0	0	0	-	0
SNELL, B.	EA	T20	.121	17	33	0	4	1	0	0	5	2	14	1	0	0	0	-	0
OWINGS, C.	EA	T20	.116	25	43	6	5	0	0	0	5	3	11	3	1	0	1	.0	1
MILLS, A.	EA	T20	.107	12	28	1	3	1	0	0	4	3	10	0	0	0	0	-	1
VELASQUEZ, V.	EA	T20	.083	10	12	1	1	0	0	0	1	0	5	1	0	0	0	-	0
McKENZIE, T.	EA	T20	.077	14	26	0	2	0	1	0	4	1	11	0	0	0	0	-	0
SOROKA, M.	EA	T20	.000	6	13	0	0	0	0	0	0	0	9	0	0	0	0	-	0
LINDBLOM, J.	ES	T20	.000	5	9	1	0	0	0	0	0	0	2	0	0	0	0	-	1
QUINN, R.			.000	3	3	1	0	0	0	0	0	0	0	0	2	2	0	100.0	0
CISNERO, J.	EA	T20	.000	47	1	1	0	0	0	0	0	0	0	0	0	0	0	-	0
DETWILER, R.	EA	T20	.000	46	1	0	0	0	0	0	0	0	0	0	0	0	0	-	0
GREENE, S.	EA	T20	.000	57	1	0	0	0	0	0	0	0	0	0	0	0	0	-	0
SHERRIFF, R.	EA	T20	.000	26	1	0	0	0	0	0	0	0	1	0	0	0	0	-	0
ANDERSON, N.	EA	T20	-	38	0	0	0	0	0	0	0	0	0	0	0	0	0	-	0
SCRUBB, A.	EA	T20	-	49	0	0	0	0	0	0	0	0	0	0	0	0	0	-	0
THIELBAR, C.	EA	T20	-	47	0	0	0	0	0	0	0	0	0	0	0	0	0	-	0
Eastport Athletics			.258	1950	4497	708	1161	228	23	182	1981	682	1297	533	167	145	22	86.8	78


38 Players	Tm	Lg	AVG	OBP	SLG	OPS	ISO	SECA	TA	RCON	RC	RC/G	PA	IBB	HBP	SH	SF
VALDEZ, P.	EA	T20	.500	.500	.500	1.000	.000	.000	1.000	.2	.5	13.5	2	0	0	0	0
OZUNA, M.	EA	T20	.377	.453	.690	1.143	.313	.458	1.302	46.7	90.4	13.3	327	4	0	0	2
CANDELARIO, J.	EA	T20	.321	.396	.542	.939	.221	.341	.961	36.2	88.2	8.5	454	1	3	0	1
GRISHAM, T.	EA	T20	.282	.373	.466	.839	.184	.418	.979	42.5	104.1	7.3	598	2	3	3	2
SWANSON, D.	EA	T20	.279	.339	.487	.826	.208	.333	.844	22.9	74.4	6.3	472	2	1	0	0
ROMINE, A.	EA	T20	.279	.353	.357	.710	.079	.193	.647	1.6	18.4	4.8	157	5	0	1	0
TAUCHMAN, M.	EA	T20	.276	.355	.390	.745	.114	.293	.747	4.9	17.4	4.9	138	1	0	0	0
GUILLOIRME, L.	EA	T20	.275	.348	.366	.714	.092	.197	.634	.4	16.7	4.0	158	1	0	0	0
PHAM, T.	BT	T20	.274	.393	.384	.777	.110	.452	1.000	6.5	14.8	7.3	90	0	0	1	1
JUDGE, A.	EA	T20	.267	.321	.555	.876	.287	.356	.832	14.7	40.8	5.7	271	4	5	0	3
ARRIETA, J.	EA	T20	.267	.313	.267	.579	.000	.067	.455	-.6	1.5	3.1	18	0	0	2	0
NUNEZ, R.	EA	T20	.261	.320	.475	.795	.215	.304	.737	10.0	44.7	5.2	331	2	0	0	1
BERTI, J.	EA	T20	.237	.388	.353	.741	.116	.474	.938	17.0	45.3	6.2	312	0	2	0	1
CALHOUN, K.	EA	T20	.236	.325	.520	.845	.284	.388	.839	18.8	59.4	5.8	397	2	13	0	2
GOODRUM, N.	EA	T20	.233	.298	.401	.699	.168	.302	.683	2.3	28.9	4.2	256	3	0	1	1
KNAPP, A.	EA	T20	.230	.382	.354	.736	.124	.360	.784	5.8	25.8	5.5	204	1	3	0	2
SHEFFIELD, J.	EA	T20	.225	.273	.225	.498	.000	.075	.387	-2.6	3.0	2.3	47	0	0	3	1
McCANN, J.	EA	T20	.223	.285	.395	.680	.172	.209	.590	-1.9	21.7	3.3	235	0	11	0	1
FIERS, M.	EA	T20	.209	.292	.233	.524	.023	.140	.441	-2.4	3.9	2.5	56	0	0	8	0
TORRES, G.	EA	T20	.200	.294	.300	.594	.100	.245	.533	-3.0	10.0	2.9	127	0	0	1	1
PEREZ, M.	EA	T20	.200	.231	.240	.471	.040	.080	.350	-2.0	1.6	1.9	29	0	0	3	0
OLSON, M.	EA	T20	.164	.286	.329	.614	.164	.333	.601	-5.1	22.2	3.4	245	3	1	0	2
LUGO, S.	EA	T20	.133	.188	.133	.321	.000	.067	.231	-2.0	.6	1.0	18	0	0	2	0
SNELL, B.	EA	T20	.121	.147	.152	.299	.030	.061	.207	-4.7	.9	.8	36	0	0	2	0
OWINGS, C.	EA	T20	.116	.174	.116	.290	.000	.047	.200	-6.8	.8	.5	47	0	0	1	0
MILLS, A.	EA	T20	.107	.107	.143	.250	.036	.036	.154	-4.5	.4	.3	31	0	0	3	0
VELASQUEZ, V.	EA	T20	.083	.154	.083	.237	.000	.083	.182	-2.0	.4	.7	16	0	0	3	0
McKENZIE, T.	EA	T20	.077	.111	.154	.265	.077	.077	.208	-4.2	.5	.6	28	0	1	1	0
SOROKA, M.	EA	T20	.000	.000	.000	.000	.000	.000	.000	-3.3	.0	.0	17	0	0	4	0
LINDBLOM, J.	ES	T20	.000	.000	.000	.000	.000	.000	.000	-2.3	-.1	-.2	11	0	0	2	0
QUINN, R.			.000	.000	.000	.000	.000	.667	.667	-.1	.0	.0	3	0	0	0	0
CISNERO, J.	EA	T20	.000	.000	.000	.000	.000	.000	.000	-.3	.0	.0	1	0	0	0	0
DETWILER, R.	EA	T20	.000	.000	.000	.000	.000	.000	.000	-.3	.0	.0	1	0	0	0	0
GREENE, S.	EA	T20	.000	.000	.000	.000	.000	.000	.000	-.3	.0	.0	1	0	0	0	0
SHERRIFF, R.	EA	T20	.000	.000	.000	.000	.000	.000	.000	-.3	.0	.0	1	0	0	0	0
ANDERSON, N.	EA	T20	-	-	-	-	-	-	-	.0	-	-	0	0	0	0	0
SCRUBB, A.	EA	T20	-	-	-	-	-	-	-	.0	-	-	0	0	0	0	0
THIELBAR, C.	EA	T20	-	-	-	-	-	-	-	.0	-	-	0	0	0	0	0
Eastport Athletics			.258	.341	.441	.782	.182	.328	.786	181.9	711.0	5.5	5135	31	43	41	21



Beacon



**Braves**



**1-Jason Heyward, RF 2-Willi Castro, SS**  
**3-Paul Goldschmidt, 1B**  
**4-Michael Brantley, LF**  
**5-Starling Marte, CF 6-Jean Segura, 2B**  
**7-Nolan Arenado, 3B 8-Roberto Perez, C**  
**9-Gerrit Cole, P**

**BEACON BRAVES**  
**2021 Opening Day**  
**Lineup**





**Bob Braun**

**207 Landover Drive  
Richlands, NC 28574**

**(919) 478-6080**

**Vitabob66@gmail.com**

U-TCBA20 - Beacon Braves - Player Batting

35 Players	Tm	Lg	AVG	G	AB	R	H	2B	3B	HR	TB	RBI	SO	BB	ASB	SB	CS	SBP	GDP
ROE, C.	BB	TCBA	.500	20	2	1	1	0	0	0	1	1	0	1	0	0	0	-	0
PRESSLY, R.	BB	TCBA	.500	51	2	0	1	0	0	0	1	0	0	0	0	0	0	-	0
CASTRO, W.	BB	TCBA	.412	10	34	7	14	2	0	0	16	3	7	4	0	0	0	-	2
ARENADO, N.	BB	TCBA	.345	152	592	117	204	35	3	49	392	134	86	48	10	4	6	40.0	7
BROSSEAU, M.	BB	TCBA	.336	59	140	23	47	8	1	7	78	28	38	8	1	1	0	100.0	4
BRANTLEY, M.	BB	TCBA	.323	137	474	70	153	32	1	24	259	84	51	41	2	1	1	50.0	11
PEREZ, H.	BB	TCBA	.316	23	38	7	12	2	0	5	29	15	12	1	1	1	0	100.0	0
WALKER, N.	BB	TCBA	.280	88	132	19	37	12	0	4	61	17	33	17	0	0	0	-	1
LAUREANO, R.	BB	TCBA	.277	131	429	69	119	28	4	19	212	72	120	25	18	15	3	83.3	3
GOLDSCHMIDT, P.	BB	TCBA	.273	162	582	83	159	22	2	32	281	100	148	64	1	1	0	100.0	8
HEYWARD, J.	BB	TCBA	.271	94	229	44	62	8	2	11	107	30	42	22	12	9	3	75.0	1
SOGARD, E.	BB	TCBA	.269	128	412	61	111	18	0	12	165	45	76	30	8	5	3	62.5	3
LOCASTRO, T.	BB	TCBA	.262	25	65	9	17	1	2	0	22	5	14	2	14	14	0	100.0	1
MARTE, S.	BB	TCBA	.261	136	525	96	137	40	5	22	253	54	83	21	36	32	4	88.9	10
SEGURA, J.	BB	TCBA	.252	151	571	70	144	30	2	15	223	54	94	29	11	9	2	81.8	5
REDDICK, J.	BB	TCBA	.247	108	235	25	58	7	1	5	82	23	36	12	4	2	2	50.0	5
PEREZ, R.	BB	TCBA	.239	138	393	42	94	8	1	25	179	77	112	43	0	0	0	-	15
HECHAVARRIA, A.	BB	TCBA	.234	75	171	26	40	8	1	10	80	22	42	7	3	2	1	66.7	3
LEON, S.	BB	TCBA	.207	25	58	3	12	0	0	2	18	5	12	4	0	0	0	-	1
BADER, H.	BB	TCBA	.204	66	113	25	23	3	0	4	38	13	33	16	16	12	4	75.0	2
SUCRE, J.	BB	TCBA	.184	41	98	7	18	3	0	0	21	3	16	7	0	0	0	-	3
PAXTON, J.	BB	TCBA	.169	29	59	5	10	3	0	0	13	3	20	2	0	0	0	-	0
HERNANDEZ, E.	BB	TCBA	.154	10	13	1	2	0	0	0	2	1	7	0	0	0	0	-	0
MONTAS, F.	BB	TCBA	.150	16	40	4	6	0	0	0	6	2	11	3	0	0	0	-	0
COLE, G.	BB	TCBA	.145	32	76	9	11	2	0	0	13	1	21	4	0	0	0	-	4
JACKSON, L.	BB	TCBA	.111	47	9	0	1	0	0	0	1	0	6	2	0	0	0	-	0
LOPEZ, P.	BB	TCBA	.108	17	37	1	4	3	0	0	7	0	22	0	0	0	0	-	0
BUMGARNER, M.	BB	TCBA	.103	33	68	9	7	0	0	0	7	2	33	10	0	0	0	-	0
KRATZ, E.	BB	TCBA	.087	12	23	2	2	2	0	0	4	1	3	3	0	0	0	-	0
STROMAN, M.	BB	TCBA	.013	33	76	2	1	0	0	0	1	1	30	0	0	0	0	-	2
GILES, K.	BB	TCBA	.000	52	3	0	0	0	0	0	0	0	1	0	0	0	0	-	0
GOTT, T.	BB	TCBA	.000	15	2	0	0	0	0	0	0	0	1	0	0	0	0	-	0
KAHNLE, T.	BB	TCBA	.000	51	3	0	0	0	0	0	0	0	1	0	0	0	0	-	0
NERIS, H.	BB	TCBA	.000	60	3	0	0	0	0	0	0	0	1	0	0	0	0	-	0
HENDRIKS, L.	BB	TCBA	.000	61	2	0	0	0	0	0	0	0	0	0	0	0	0	-	0
Beacon Braves			.264	2288	5709	837	1507	277	25	246	2572	796	1212	426	137	108	29	78.8	91



35 Players	Tm	Lg	AVG	OBP	SLG	OPS	ISO	SECA	TA	RCON	RC	RC/G	PA	IBB	HBP	SH	SF
ROE, C.	BB	TCBA	.500	.500	.500	1.000	.000	.500	2.000	.5	.9	12.0	4	0	0	0	1
PRESSLY, R.	BB	TCBA	.500	.500	.500	1.000	.000	.000	1.000	.2	.5	13.5	2	0	0	0	0
CASTRO, W.	BB	TCBA	.412	.474	.471	.944	.059	.176	.909	3.4	7.2	8.8	38	0	0	0	0
ARENADO, N.	BB	TCBA	.345	.392	.662	1.054	.318	.395	1.117	71.2	152.6	10.1	653	8	4	0	9
BROSSEAU, M.	BB	TCBA	.336	.367	.557	.924	.221	.286	.897	11.2	27.8	7.6	150	0	0	0	2
BRANTLEY, M.	BB	TCBA	.323	.377	.546	.924	.224	.310	.913	38.4	96.4	7.7	522	4	3	0	4
PEREZ, H.	BB	TCBA	.316	.333	.763	1.096	.447	.500	1.192	5.0	9.9	10.3	39	0	0	0	0
WALKER, N.	BB	TCBA	.280	.362	.462	.825	.182	.311	.813	6.7	23.3	6.5	150	0	0	0	0
LAUREANO, R.	BB	TCBA	.277	.317	.494	.811	.217	.303	.804	18.5	69.5	5.8	461	2	2	0	5
GOLDSCHMIDT, P.	BB	TCBA	.273	.347	.483	.829	.210	.321	.810	28.5	100.2	6.2	652	3	3	0	3
HEYWARD, J.	BB	TCBA	.271	.335	.467	.802	.197	.319	.813	9.4	37.7	5.9	255	2	1	1	2
SOGARD, E.	BB	TCBA	.269	.318	.400	.718	.131	.209	.651	2.8	53.6	4.7	444	1	0	0	2
LOCASTRO, T.	BB	TCBA	.262	.351	.338	.690	.077	.323	.918	4.5	10.7	5.9	74	0	7	0	0
MARTE, S.	BB	TCBA	.261	.306	.482	.788	.221	.314	.796	21.9	78.6	5.2	563	1	14	1	2
SEGURA, J.	BB	TCBA	.252	.296	.391	.686	.138	.201	.618	-1.7	67.6	4.2	609	0	7	0	2
REDDICK, J.	BB	TCBA	.247	.282	.349	.631	.102	.153	.522	-6.6	22.0	3.2	248	0	0	0	1
PEREZ, R.	BB	TCBA	.239	.314	.455	.770	.216	.326	.707	9.5	52.9	4.6	437	4	0	0	0
HECHAVARRIA, A.	BB	TCBA	.234	.280	.468	.748	.234	.281	.689	2.0	21.6	4.3	183	1	4	1	0
LEON, S.	BB	TCBA	.207	.270	.310	.580	.103	.172	.489	-2.5	5.0	2.8	64	0	1	1	0
BADER, H.	BB	TCBA	.204	.333	.336	.670	.133	.345	.750	1.3	14.5	4.0	136	0	6	1	0
SUCRE, J.	BB	TCBA	.184	.252	.214	.467	.031	.102	.361	-7.7	5.2	1.7	107	1	2	0	0
PAXTON, J.	BB	TCBA	.169	.197	.220	.417	.051	.085	.306	-6.0	2.9	1.5	66	0	0	5	0
HERNANDEZ, E.	BB	TCBA	.154	.154	.154	.308	.000	.000	.182	-1.8	.4	.8	14	0	0	1	0
MONTAS, F.	BB	TCBA	.150	.209	.150	.359	.000	.075	.265	-4.8	1.6	1.2	45	0	0	2	0
COLE, G.	BB	TCBA	.145	.185	.171	.356	.026	.079	.246	-9.2	2.3	.8	89	0	0	8	1
JACKSON, L.	BB	TCBA	.111	.273	.111	.384	.000	.222	.375	-.9	.5	1.5	12	0	0	1	0
LOPEZ, P.	BB	TCBA	.108	.108	.189	.297	.081	.081	.212	-5.4	.9	.6	42	0	0	5	0
BUMGARNER, M.	BB	TCBA	.103	.218	.103	.321	.000	.147	.279	-8.7	2.5	1.0	83	0	0	5	0
KRATZ, E.	BB	TCBA	.087	.222	.174	.396	.087	.217	.381	-2.3	1.1	1.4	27	0	1	0	0
STROMAN, M.	BB	TCBA	.013	.013	.013	.026	.000	.000	.013	-18.3	-.0	-.0	80	0	0	4	0
GILES, K.	BB	TCBA	.000	.000	.000	.000	.000	.000	.000	-.8	.0	.0	3	0	0	0	0
GOTT, T.	BB	TCBA	.000	.000	.000	.000	.000	.000	.000	-.5	.0	.0	3	0	0	1	0
KAHNLE, T.	BB	TCBA	.000	.000	.000	.000	.000	.000	.000	-.8	.0	.0	3	0	0	0	0
NERIS, H.	BB	TCBA	.000	.000	.000	.000	.000	.000	.000	-.8	.0	.0	3	0	0	0	0
HENDRIKS, L.	BB	TCBA	.000	.000	.000	.000	.000	.000	.000	-.5	.0	.0	2	0	0	0	0
Beacon Braves			.264	.319	.451	.770	.187	.275	.731	155.9	830.4	5.1	6263	27	55	37	34

16 Pitchers	Tm	Lg	W	L	PCT	SV	ERA	G	GS	CG	SHO	QS	IP	H	R	ER	HR	SO	BB
PRESSLY, R.	BB	TCBA	7	3	.700	2	1.77	51	0	0	0	0	61.0	32	13	12	7	62	19
GILES, K.	BB	TCBA	7	2	.778	5	2.07	52	0	0	0	0	61.0	28	16	14	8	66	21
SUCRE, J.	BB	TCBA	0	0	-	0	2.25	2	0	0	0	0	4.0	2	1	1	0	1	4
ROE, C.	BB	TCBA	2	1	.667	2	2.32	20	0	0	0	0	31.0	24	16	8	3	37	18
HENDRIKS, L.	BB	TCBA	5	6	.455	36	2.88	61	0	0	0	0	65.2	38	23	21	9	74	19
LOPEZ, P.	BB	TCBA	12	3	.800	0	2.91	17	17	1	1	10	105.0	89	34	34	12	89	26
COLE, G.	BB	TCBA	17	7	.708	0	3.04	32	31	8	3	21	224.2	149	79	76	39	281	53
MONTAS, F.	BB	TCBA	7	4	.636	0	3.24	16	16	1	1	9	108.1	86	46	39	17	114	23
STROMAN, M.	BB	TCBA	12	5	.706	0	3.35	33	33	3	1	19	206.2	164	85	77	29	194	58
NERIS, H.	BB	TCBA	2	0	1.000	3	3.77	60	0	0	0	0	57.1	39	25	24	8	61	23
PAXTON, J.	BB	TCBA	15	7	.682	0	3.87	29	27	4	2	15	172.0	152	78	74	29	183	73
BUMGARNER, M.	BB	TCBA	16	8	.667	0	4.51	33	33	3	1	16	211.1	206	108	106	34	202	71
JACKSON, L.	BB	TCBA	2	1	.667	4	4.88	47	0	0	0	0	55.1	64	34	30	12	59	34
KAHNLE, T.	BB	TCBA	4	5	.444	0	5.07	51	0	0	0	0	60.1	49	35	34	9	65	24
GOTT, T.	BB	TCBA	1	0	1.000	2	6.10	15	0	0	0	0	20.2	27	15	14	3	20	4
HERNANDEZ, E.	BB	TCBA	0	1	.000	1	6.39	10	5	1	0	1	43.2	69	36	31	10	41	17
Beacon Braves			109	53	.673	55	3.60	529	162	21	9	91	1488.0	1218	644	595	229	1549	487

16 Pitchers	Tm	Lg	SUP/9	R/9	ERA	BF/9	BR/9	H/9	BB/9	SO/9	HR/9	ERPT	OBA	BF	BR	IBB	HB	WP	BK
PRESSLY, R.	BB	TCBA	.0	1.92	1.77	34.2	7.2	4.7	2.5	9.1	1.03	18.2	.150	232	49	2	0	1	0
GILES, K.	BB	TCBA	.0	2.36	2.07	34.1	7.1	4.1	3.0	9.7	1.18	16.2	.135	231	48	1	0	0	0
SUCRE, J.	BB	TCBA	.0	2.25	2.25	36.0	13.5	4.5	9.0	2.3	.00	1.0	.167	16	6	0	0	1	0
ROE, C.	BB	TCBA	.0	4.65	2.32	39.8	12.8	7.0	5.2	10.7	.87	7.3	.205	137	44	0	2	0	0
HENDRIKS, L.	BB	TCBA	.0	3.15	2.88	35.1	8.1	5.2	2.6	10.1	1.23	11.5	.165	256	59	0	2	2	0
LOPEZ, P.	BB	TCBA	6.2	2.91	2.91	36.0	10.4	7.6	2.1	7.6	1.03	18.0	.234	420	121	1	7	0	0
COLE, G.	BB	TCBA	5.3	3.16	3.04	34.7	8.2	6.0	2.1	11.3	1.56	35.2	.186	867	205	1	4	0	0
MONTAS, F.	BB	TCBA	6.2	3.82	3.24	36.8	9.9	7.1	1.9	9.5	1.41	14.6	.213	443	119	0	10	2	0
STROMAN, M.	BB	TCBA	4.7	3.70	3.35	36.7	10.1	7.1	2.5	8.4	1.26	25.3	.213	843	231	0	9	6	0
NERIS, H.	BB	TCBA	.0	3.92	3.77	36.3	9.1	6.1	2.8	9.6	1.26	4.4	.194	231	58	5	1	0	0
PAXTON, J.	BB	TCBA	4.7	4.08	3.87	38.3	12.1	8.0	3.8	9.6	1.52	11.1	.237	732	231	0	6	5	0
BUMGARNER, M.	BB	TCBA	5.5	4.60	4.51	38.5	12.3	8.8	3.0	8.6	1.45	-1.4	.252	905	288	0	11	2	0
JACKSON, L.	BB	TCBA	.0	5.53	4.88	41.2	16.1	10.4	5.5	9.6	1.95	-2.6	.298	253	99	0	1	1	0
KAHNLE, T.	BB	TCBA	.0	5.22	5.07	37.4	11.0	7.3	3.4	9.7	1.34	-4.1	.219	251	74	1	2	1	0
GOTT, T.	BB	TCBA	.0	6.53	6.10	40.9	14.4	11.8	1.7	8.7	1.31	-3.8	.307	94	33	0	2	0	0
HERNANDEZ, E.	BB	TCBA	3.1	7.42	6.39	44.7	18.1	14.2	3.5	8.5	2.06	-9.4	.350	217	88	0	2	0	0
Beacon Braves			3.8	3.90	3.60	37.1	10.6	7.4	2.9	9.4	1.39	141.5	.221	6128	1753	11	59	21	0



Bethesda






MD

Bambinos



# BETHESDA BAMBINOS 2021 Opening Day Starting Lineup



- 1-Ian Happ, CF
- 2-Brandon Lowe, 2B
- 3-Marcel Ozuna, LF
- 4-Anthony Rizzo, 1B
- 5-Jorge Soler, LF
- 6-Carlos Correa, SS
- 7-J.D. Davis, 3B
- 8-Tony Wolters, C
- 9-Blake Snell, P



# **Frank Tedeschi**

**19620 Bruner Way  
Poolesville, MD 20837  
(301) 473-2079  
frankt@comcast.net**



22 Pitchers	Tm	Lg	W	L	PCT	SV	ERA	G	GS	CG	SHO	QS	IP	H	R	ER	HR	SO	BB
BRASIER, R.			0	1	.000	0	.00	7	0	0	0	0	9.0	5	2	0	0	12	1
PAREDES, E.			0	1	.000	0	1.59	8	0	0	0	0	11.1	6	2	2	1	9	4
URQUIDY, J.	BT	T20	5	3	.625	2	2.39	18	8	2	2	6	67.2	43	22	18	8	51	23
BIEBER, S.	BT	T20	14	8	.636	1	2.66	26	25	7	1	17	196.0	111	63	58	30	219	49
HOWARD, S.	BT	T20	2	1	.667	0	2.82	20	4	0	0	3	51.0	41	21	16	6	50	22
WRIGHT, K.	BT	T20	2	0	1.000	0	3.29	5	4	0	0	2	27.1	27	10	10	1	20	14
STAMMEN, C.	BT	T20	1	2	.333	4	3.31	38	0	0	0	0	49.0	47	24	18	3	39	12
CHAFIN, A.	BT	T20	1	1	.500	1	3.60	16	0	0	0	0	20.0	19	8	8	3	19	8
COONROD, S.	BT	T20	1	0	1.000	0	4.09	6	0	0	0	0	11.0	12	5	5	1	11	9
MINOR, M.	BT	T20	7	9	.438	1	4.12	26	20	1	0	10	131.0	149	75	60	12	136	55
BRADLEY, A.	BT	T20	4	5	.444	12	4.17	40	0	0	0	0	45.1	36	24	21	6	43	10
PADDACK, C.	BT	T20	4	11	.267	0	4.48	24	22	1	0	10	134.2	143	79	67	22	141	45
HUDSON, D.	BT	T20	2	0	1.000	0	4.96	28	0	0	0	0	32.2	33	20	18	7	41	18
CIVALE, A.	BT	T20	9	11	.450	0	5.02	26	25	2	1	8	150.2	180	96	84	25	146	41
SNELL, B.	EA	T20	1	1	.500	0	5.32	4	4	0	0	2	23.2	24	14	14	4	19	8
MIZE, C.	BT	T20	0	3	.000	0	5.40	12	4	0	0	1	35.0	41	24	21	4	36	14
KIMBREL, C.	BT	T20	0	3	.000	0	5.54	16	0	0	0	0	26.0	26	16	16	5	26	11
KENNEDY, I.	BT	T20	1	1	.500	0	5.56	17	0	0	0	0	22.2	24	14	14	7	32	11
CISNERO, J.	EA	T20	1	2	.333	0	6.00	9	0	0	0	0	12.0	8	8	8	1	11	4
BOYD, M.	BT	T20	2	9	.182	1	7.92	22	12	0	0	2	80.2	111	73	71	20	84	32
MILEY, W.	BT	T20	1	2	.333	0	8.55	9	4	0	0	1	33.2	48	34	32	3	31	27
CISHEK, S.			0	0	-	0	11.57	4	0	0	0	0	2.1	7	4	3	0	3	2
Bethesda Bambinos			58	74	.439	22	4.33	381	132	13	4	62	1172.2	1141	638	564	169	1179	420

22 Pitchers	Tm	Lg	SUP/9	R/9	ERA	BF/9	BR/9	H/9	BB/9	SO/9	HR/9	ERPT	OBA	BF	BR	IBB	HB	WP	BK
BRASIER, R.			.0	2.00	.00	32.0	6.0	5.0	1.0	12.0	.00	4.1	.167	32	6	0	0	0	0
PAREDES, E.			.0	1.59	1.59	33.4	7.9	4.8	3.2	7.1	.79	3.2	.158	42	10	0	0	0	0
URQUIDY, J.	BT	T20	2.1	2.93	2.39	36.4	9.8	5.7	2.9	6.8	1.06	12.9	.178	274	74	1	9	0	0
BIEBER, S.	BT	T20	3.6	2.89	2.66	34.6	7.6	5.1	2.2	10.1	1.38	31.4	.160	753	165	2	7	1	0
HOWARD, S.	BT	T20	1.2	3.71	2.82	37.9	11.3	7.2	3.7	8.8	1.06	7.3	.215	215	64	1	2	0	0
WRIGHT, K.	BT	T20	8.9	3.29	3.29	38.9	13.5	8.9	4.3	6.6	.33	2.5	.270	118	41	1	1	0	0
STAMMEN, C.	BT	T20	.0	4.41	3.31	38.2	11.0	8.6	1.8	7.2	.55	4.4	.247	208	60	2	3	1	0
CHAFIN, A.	BT	T20	.0	3.60	3.60	37.8	12.2	8.6	3.6	8.6	1.35	1.1	.257	84	27	0	0	0	0
COONROD, S.	BT	T20	.0	4.09	4.09	45.8	18.0	9.8	6.5	9.0	.82	.0	.267	56	22	1	2	0	0
MINOR, M.	BT	T20	5.3	5.15	4.12	39.9	14.3	10.2	3.8	9.3	.82	-.2	.289	581	208	0	4	0	0
BRADLEY, A.	BT	T20	.0	4.76	4.17	37.5	9.7	7.1	1.6	8.5	1.19	-.3	.211	189	49	2	5	0	0
PADDACK, C.	BT	T20	2.9	5.28	4.48	39.1	13.0	9.6	2.9	9.4	1.47	-5.6	.272	585	195	1	8	0	0
HUDSON, D.	BT	T20	.0	5.51	4.96	41.6	14.9	9.1	5.0	11.3	1.93	-3.1	.258	151	54	0	3	0	0
CIVALE, A.	BT	T20	5.1	5.73	5.02	40.0	13.5	10.8	2.4	8.7	1.49	-15.3	.293	669	226	0	5	0	2
SNELL, B.	EA	T20	4.9	5.32	5.32	36.9	12.2	9.1	3.0	7.2	1.52	-3.2	.273	97	32	0	0	0	0
MIZE, C.	BT	T20	.8	6.17	5.40	41.9	14.9	10.5	3.3	9.3	1.03	-5.0	.291	163	58	1	4	2	0
KIMBREL, C.	BT	T20	.0	5.54	5.54	39.5	13.2	9.0	3.8	9.0	1.73	-4.1	.257	114	38	0	1	0	0
KENNEDY, I.	BT	T20	.0	5.56	5.56	40.1	13.1	9.5	3.6	12.7	2.78	-3.7	.267	101	33	2	0	0	0
CISNERO, J.	EA	T20	.0	6.00	6.00	36.0	7.5	6.0	1.5	8.3	.75	-2.5	.186	48	10	2	0	0	0
BOYD, M.	BT	T20	3.1	8.14	7.92	42.8	16.3	12.4	3.5	9.4	2.23	-34.2	.320	384	146	1	4	3	0
MILEY, W.	BT	T20	3.5	9.09	8.55	46.5	20.3	12.8	7.2	8.3	.80	-16.6	.338	174	76	0	1	0	0
CISHEK, S.			.0	15.43	11.57	65.6	34.7	27.0	7.7	11.6	.00	-1.9	.467	17	9	0	0	0	0
Bethesda Bambinos			3.0	4.90	4.33	38.8	12.3	8.8	3.1	9.0	1.30	-29.0	.252	5055	1603	17	59	7	2



42 Players	Tm	Lg	AVG	G	AB	R	H	2B	3B	HR	TB	RBI	SO	BB	ASB	SB	CS	SBP	GDP
BRADLEY, A.	BT	T20	1.000	40	1	0	1	0	0	0	1	0	0	0	0	0	0	-	0
COONROD, S.	BT	T20	1.000	6	1	1	1	0	0	0	1	0	0	0	0	0	0	-	0
PAREDES, E.			1.000	8	1	0	1	0	0	0	1	1	0	0	0	0	0	-	0
HOWARD, S.	BT	T20	.429	20	7	2	3	0	0	0	3	1	4	1	0	0	0	-	0
BICHETTE, B.	BT	T20	.299	70	164	25	49	12	1	9	90	30	40	3	9	9	0	100.0	4
OZUNA, M.	EA	T20	.297	58	219	38	65	9	0	17	125	36	57	37	1	1	0	100.0	4
MINOR, M.	BT	T20	.293	26	41	2	12	1	0	0	13	2	6	1	0	0	0	-	0
PLAWECKI, K.	BT	T20	.286	73	140	16	40	6	1	1	51	12	28	7	0	0	0	-	6
WADE, L.	BT	T20	.268	33	56	8	15	5	0	0	20	4	11	5	1	1	0	100.0	0
LOWE, B.	BT	T20	.256	117	446	76	114	23	4	33	244	84	132	59	5	5	0	100.0	3
SANO, M.	BT	T20	.251	77	183	24	46	9	0	13	94	39	83	14	0	0	0	-	1
MILEY, W.	BT	T20	.250	9	8	1	2	0	0	0	2	0	3	1	0	0	0	-	0
MIZE, C.	BT	T20	.250	12	8	0	2	0	0	0	2	0	1	0	0	0	0	-	0
WARD, T.	BT	T20	.237	31	80	5	19	3	0	0	22	3	26	5	0	0	0	-	0
McMAHON, R.	BT	T20	.235	76	204	25	48	6	2	8	82	30	68	20	0	0	0	-	2
HAPP, I.	BT	T20	.235	120	485	87	114	19	5	24	215	58	158	58	0	0	0	-	3
PHAM, T.	BT	T20	.234	62	209	28	49	5	0	8	78	21	49	18	6	6	0	100.0	0
CORREA, C.	BT	T20	.233	109	408	39	95	21	0	7	137	30	90	21	2	2	0	100.0	3
SOLER, J.	BT	T20	.223	98	341	35	76	16	2	14	138	38	128	31	0	0	0	-	10
DAVIS, J.	BT	T20	.223	98	292	34	65	17	0	8	106	28	76	36	0	0	0	-	8
HEIM, J.	BT	T20	.214	38	117	6	25	0	0	0	25	5	16	9	0	0	0	-	2
RIZZO, A.	BT	T20	.212	109	354	47	75	8	0	20	143	54	73	39	1	1	0	100.0	5
WOLTERS, T.	BT	T20	.186	77	236	16	44	8	0	0	52	10	71	11	0	0	0	-	0
BRYANT, K.	BT	T20	.176	57	148	11	26	2	1	3	39	11	53	8	1	1	0	100.0	0
DAHL, D.	BT	T20	.169	58	118	7	20	2	2	0	26	7	38	8	2	2	0	100.0	2
BOYD, M.	BT	T20	.158	22	19	1	3	0	0	0	3	0	7	3	0	0	0	-	0
CIVALE, A.	BT	T20	.136	26	44	1	6	1	0	0	7	4	15	4	0	0	0	-	0
BIEBER, S.	BT	T20	.119	26	59	4	7	1	0	0	8	1	18	4	0	0	0	-	0
PADDACK, C.	BT	T20	.091	24	44	2	4	2	0	0	6	2	15	0	0	0	0	-	1
URQUIDY, J.	BT	T20	.063	18	16	0	1	1	0	0	2	1	3	2	0	0	0	-	0
WRIGHT, K.	BT	T20	.000	5	10	1	0	0	0	0	0	0	2	1	0	0	0	-	0
SNELL, B.	EA	T20	.000	4	5	0	0	0	0	0	0	0	0	1	0	0	0	-	0
CARPENTER, M.			.000	5	8	0	0	0	0	0	0	0	3	0	0	0	0	-	0
SMITH, K.			.000	2	6	0	0	0	0	0	0	0	3	2	0	0	0	-	1
KIMBREL, C.	BT	T20	.000	16	2	0	0	0	0	0	0	0	1	0	0	0	0	-	0
CISNERO, J.	EA	T20	.000	9	1	0	0	0	0	0	0	0	0	0	0	0	0	-	0
STAMMEN, C.	BT	T20	.000	38	1	0	0	0	0	0	0	0	0	0	0	0	0	-	0
BRASIER, R.			-	7	0	0	0	0	0	0	0	0	0	0	0	0	0	-	0
CHAFIN, A.	BT	T20	-	16	0	0	0	0	0	0	0	0	0	0	0	0	0	-	0
CISHEK, S.			-	4	0	0	0	0	0	0	0	0	0	0	0	0	0	-	0
HUDSON, D.	BT	T20	-	28	0	0	0	0	0	0	0	0	0	0	0	0	0	-	0
KENNEDY, I.	BT	T20	-	17	0	0	0	0	0	0	0	0	0	0	0	0	0	-	0
Bethesda Bambinos			.229	1749	4482	542	1028	177	18	165	1736	512	1278	409	28	28	0	100.0	55

42 Players	Tm	Lg	AVG	G	AB	R	H	2B	3B	HR	TB	RBI	SO	BB	ASB	SB	CS	SBP	GDP
BRADLEY, A.	BT	T20	1.000	40	1	0	1	0	0	0	1	0	0	0	0	0	0	-	0
COONROD, S.	BT	T20	1.000	6	1	1	1	0	0	0	1	0	0	0	0	0	0	-	0
PAREDES, E.			1.000	8	1	0	1	0	0	0	1	1	0	0	0	0	0	-	0
HOWARD, S.	BT	T20	.429	20	7	2	3	0	0	0	3	1	4	1	0	0	0	-	0
BICHETTE, B.	BT	T20	.299	70	164	25	49	12	1	9	90	30	40	3	9	9	0	100.0	4
OZUNA, M.	EA	T20	.297	58	219	38	65	9	0	17	125	36	57	37	1	1	0	100.0	4
MINOR, M.	BT	T20	.293	26	41	2	12	1	0	0	13	2	6	1	0	0	0	-	0
PLAWECKI, K.	BT	T20	.286	73	140	16	40	6	1	1	51	12	28	7	0	0	0	-	6
WADE, L.	BT	T20	.268	33	56	8	15	5	0	0	20	4	11	5	1	1	0	100.0	0
LOWE, B.	BT	T20	.256	117	446	76	114	23	4	33	244	84	132	59	5	5	0	100.0	3
SANO, M.	BT	T20	.251	77	183	24	46	9	0	13	94	39	83	14	0	0	0	-	1
MILEY, W.	BT	T20	.250	9	8	1	2	0	0	0	2	0	3	1	0	0	0	-	0
MIZE, C.	BT	T20	.250	12	8	0	2	0	0	0	2	0	1	0	0	0	0	-	0
WARD, T.	BT	T20	.237	31	80	5	19	3	0	0	22	3	26	5	0	0	0	-	0
McMAHON, R.	BT	T20	.235	76	204	25	48	6	2	8	82	30	68	20	0	0	0	-	2
HAPP, I.	BT	T20	.235	120	485	87	114	19	5	24	215	58	158	58	0	0	0	-	3
PHAM, T.	BT	T20	.234	62	209	28	49	5	0	8	78	21	49	18	6	6	0	100.0	0
CORREA, C.	BT	T20	.233	109	408	39	95	21	0	7	137	30	90	21	2	2	0	100.0	3
SOLER, J.	BT	T20	.223	98	341	35	76	16	2	14	138	38	128	31	0	0	0	-	10
DAVIS, J.	BT	T20	.223	98	292	34	65	17	0	8	106	28	76	36	0	0	0	-	8
HEIM, J.	BT	T20	.214	38	117	6	25	0	0	0	25	5	16	9	0	0	0	-	2
RIZZO, A.	BT	T20	.212	109	354	47	75	8	0	20	143	54	73	39	1	1	0	100.0	5
WOLTERS, T.	BT	T20	.186	77	236	16	44	8	0	0	52	10	71	11	0	0	0	-	0
BRYANT, K.	BT	T20	.176	57	148	11	26	2	1	3	39	11	53	8	1	1	0	100.0	0
DAHL, D.	BT	T20	.169	58	118	7	20	2	2	0	26	7	38	8	2	2	0	100.0	2
BOYD, M.	BT	T20	.158	22	19	1	3	0	0	0	3	0	7	3	0	0	0	-	0
CIVALE, A.	BT	T20	.136	26	44	1	6	1	0	0	7	4	15	4	0	0	0	-	0
BIEBER, S.	BT	T20	.119	26	59	4	7	1	0	0	8	1	18	4	0	0	0	-	0
PADDACK, C.	BT	T20	.091	24	44	2	4	2	0	0	6	2	15	0	0	0	0	-	1
URQUIDY, J.	BT	T20	.063	18	16	0	1	1	0	0	2	1	3	2	0	0	0	-	0
WRIGHT, K.	BT	T20	.000	5	10	1	0	0	0	0	0	0	2	1	0	0	0	-	0
SNELL, B.	EA	T20	.000	4	5	0	0	0	0	0	0	0	0	1	0	0	0	-	0
CARPENTER, M.			.000	5	8	0	0	0	0	0	0	0	3	0	0	0	0	-	0
SMITH, K.			.000	2	6	0	0	0	0	0	0	0	3	2	0	0	0	-	1
KIMBREL, C.	BT	T20	.000	16	2	0	0	0	0	0	0	0	1	0	0	0	0	-	0
CISNERO, J.	EA	T20	.000	9	1	0	0	0	0	0	0	0	0	0	0	0	0	-	0
STAMMEN, C.	BT	T20	.000	38	1	0	0	0	0	0	0	0	0	0	0	0	0	-	0
BRASIER, R.			-	7	0	0	0	0	0	0	0	0	0	0	0	0	0	-	0
CHAFIN, A.	BT	T20	-	16	0	0	0	0	0	0	0	0	0	0	0	0	0	-	0
CISHEK, S.			-	4	0	0	0	0	0	0	0	0	0	0	0	0	0	-	0
HUDSON, D.	BT	T20	-	28	0	0	0	0	0	0	0	0	0	0	0	0	0	-	0
KENNEDY, I.	BT	T20	-	17	0	0	0	0	0	0	0	0	0	0	0	0	0	-	0
Bethesda Bambinos			.229	1749	4482	542	1028	177	18	165	1736	512	1278	409	28	28	0	100.0	55

LONG  
ISLAND  
NEW YORK





# LONG ISLAND ISLANDERS 2021 Opening Day Starting Lineup

1-Joey Wendle, 3B 2-Shogo Akiyama, CF 3-Corey Seager, SS 4-Max Muncy, 1B

5-Joc Pederson, RF 6-Kike Hernandez, 2B 7-Willson Contreras, C 8-Jose Marmolejos, LF

9-Aaron Nola, P





# **Jim McEneaney**

**242 Wyandanch Road**

**Sayville, NY 11782**

**(516) 672-0692**

**Longislanders@verizon.net**

16 Pitchers	Tm	Lg	W	L	PCT	SV	ERA	G	GS	CG	SHO	QS	IP	H	R	ER	HR	SO	BB
CAMERON, D.	LI	T20	0	0	-	0	.00	1	0	0	0	0	1.0	0	0	0	0	1	1
QUANTRILL, C.	LI	T20	4	4	.500	12	1.59	37	6	0	0	6	90.1	47	18	16	8	70	23
NOLA, A.	LI	T20	11	10	.524	0	3.01	28	26	6	3	14	179.1	151	73	60	19	215	54
COBB, A.	LI	T20	6	8	.429	0	3.30	21	19	2	1	8	128.1	125	52	47	7	113	47
RAINEY, T.	LI	T20	1	3	.250	2	3.45	36	0	0	0	0	47.0	24	20	18	8	60	25
KELLER, M.	LI	T20	1	5	.167	0	3.59	13	9	0	0	5	57.2	42	24	23	10	45	24
CORBIN, P.	LI	T20	9	6	.600	0	3.76	24	20	3	2	8	122.0	142	59	51	11	108	30
McFARLAND, T.	LI	T20	1	2	.333	1	3.97	40	0	0	0	0	45.1	46	24	20	8	46	20
HILL, T.	LI	T20	0	4	.000	0	4.24	27	0	0	0	0	34.0	43	22	16	7	32	15
NORRIS, D.	LI	T20	1	3	.250	6	4.44	43	0	0	0	0	52.2	54	31	26	7	51	16
PORCELLO, R.	LI	T20	5	7	.417	0	5.11	15	14	0	0	5	75.2	84	46	43	9	75	22
WEBB, L.	LI	T20	5	8	.385	0	5.23	24	16	2	2	7	103.1	125	67	60	15	91	42
KARINCHAK, J.	LI	T20	3	5	.375	2	5.31	49	0	0	0	0	59.1	51	35	35	9	78	50
DeSCLAFANI, A.	LI	T20	2	4	.333	1	6.75	33	5	0	0	0	65.1	99	54	49	7	59	33
RAY, R.	LI	T20	2	9	.182	0	6.98	21	17	1	0	2	86.1	111	78	67	13	95	49
STANEK, R.	LI	T20	1	2	.333	0	7.18	25	0	0	0	0	31.1	48	32	25	8	32	26
Long Island Islanders			52	80	.394	24	4.24	437	132	14	8	55	1179.0	1192	635	556	146	1171	477

16 Pitchers	Tm	Lg	SUP/9	R/9	ERA	BF/9	BR/9	H/9	BB/9	SO/9	HR/9	ERPT	OBA	BF	BR	IBB	HB	WP	BK
CAMERON, D.	LI	T20	.0	.00	.00	36.0	9.0	.0	9.0	9.0	.00	.5	.000	4	1	0	0	0	0
QUANTRILL, C.	LI	T20	2.6	1.79	1.59	33.4	7.2	4.7	2.3	7.0	.80	25.2	.153	335	72	0	2	0	0
NOLA, A.	LI	T20	3.9	3.66	3.01	37.4	10.7	7.6	2.7	10.8	.95	21.8	.222	746	213	0	8	0	0
COBB, A.	LI	T20	3.0	3.65	3.30	38.9	12.3	8.8	3.2	7.9	.49	11.6	.251	554	176	1	5	1	0
RAINEY, T.	LI	T20	.0	3.83	3.45	36.2	9.6	4.6	4.4	11.5	1.53	3.4	.151	189	50	2	3	2	0
KELLER, M.	LI	T20	2.5	3.75	3.59	36.7	10.5	6.6	3.6	7.0	1.56	3.3	.202	235	67	1	2	0	0
CORBIN, P.	LI	T20	4.1	4.35	3.76	38.8	12.7	10.5	2.2	8.0	.81	4.7	.290	526	172	0	0	1	1
McFARLAND, T.	LI	T20	.0	4.76	3.97	39.1	13.5	9.1	4.0	9.1	1.59	.7	.271	197	68	0	2	2	0
HILL, T.	LI	T20	.0	5.82	4.24	41.8	15.4	11.4	4.0	8.5	1.85	-.5	.307	158	58	0	0	0	0
NORRIS, D.	LI	T20	.0	5.30	4.44	37.9	11.8	9.2	2.6	8.7	1.20	-2.0	.263	222	69	1	0	0	0
PORCELLO, R.	LI	T20	6.2	5.47	5.11	40.1	13.0	10.0	2.6	8.9	1.07	-8.5	.274	337	109	0	3	1	0
WEBB, L.	LI	T20	5.1	5.84	5.23	41.4	15.1	10.9	3.7	7.9	1.31	-12.9	.298	475	173	0	6	2	0
KARINCHAK, J.	LI	T20	.0	5.31	5.31	41.1	14.9	7.7	7.1	11.8	1.37	-7.9	.233	271	98	3	0	4	0
DeSCLAFANI, A.	LI	T20	2.6	7.44	6.75	44.5	18.3	13.6	4.3	8.1	.96	-19.2	.352	323	133	2	3	2	0
RAY, R.	LI	T20	3.1	8.13	6.98	43.6	16.7	11.6	5.0	9.9	1.36	-27.6	.304	418	160	1	1	3	0
STANEK, R.	LI	T20	.0	9.19	7.18	48.0	21.0	13.8	7.2	9.2	2.30	-10.7	.345	167	73	1	0	3	0
Long Island Islanders			2.9	4.85	4.24	39.4	12.9	9.1	3.5	8.9	1.11	-18.1	.260	5157	1692	12	35	21	1

36 Players	Tm	Lg	AVG	G	AB	R	H	2B	3B	HR	TB	RBI	SO	BB	ASB	SB	CS	SBP	GDP
SEAGER, C.	LI	T20	.337	116	418	65	141	24	1	32	263	84	51	33	2	1	1	50.0	15
STANEK, R.	LI	T20	.333	25	3	0	1	0	0	0	1	0	0	0	0	0	0	-	0
QUANTRILL, C.	LI	T20	.294	37	17	1	5	1	0	1	9	5	5	0	0	0	0	-	0
DeSCLAFANI, A.	LI	T20	.273	33	11	2	3	1	0	0	4	1	2	0	0	0	0	-	0
CAIN, L.	LI	T20	.265	17	49	2	13	2	0	0	15	1	8	4	0	0	0	-	1
HILLIARD, S.	LI	T20	.264	63	163	31	43	10	2	10	87	31	59	13	1	1	0	100.0	2
AKIYAMA, S.	LI	T20	.256	96	285	45	73	9	1	0	84	21	61	42	11	9	2	81.8	3
TELLEZ, R.	RO	T20	.250	13	28	3	7	2	0	1	12	6	5	2	0	0	0	-	0
WENDLE, J.	LI	T20	.249	93	305	41	76	12	3	7	115	29	58	13	8	4	4	50.0	2
GIMENEZ, A.	LI	T20	.248	95	262	21	65	7	4	1	83	16	56	19	7	7	0	100.0	4
HICKS, A.	LI	T20	.241	116	399	59	96	22	6	10	160	43	87	80	10	5	5	50.0	2
MURPHY, S.	LI	T20	.230	89	217	26	50	9	1	6	79	25	64	35	0	0	0	-	11
CONTRERAS, W.	LI	T20	.228	112	311	26	71	6	0	11	110	42	92	22	1	1	0	100.0	7
HERNANDEZ, E.	LI	T20	.224	96	304	42	68	10	0	13	117	50	58	13	3	3	0	100.0	12
WEBB, L.	LI	T20	.219	24	32	4	7	0	0	0	7	2	12	3	1	1	0	100.0	0
PEDERSON, J.	LI	T20	.214	76	266	33	57	5	0	13	101	29	59	17	2	1	1	50.0	7
CAMERON, D.	LI	T20	.208	53	144	12	30	5	3	0	41	8	50	4	0	0	0	-	5
SANDOVAL, P.	LI	T20	.207	72	184	16	38	2	0	2	46	8	42	21	1	0	1	.0	4
PORCELLO, R.	LI	T20	.200	15	25	0	5	1	0	0	6	4	7	0	0	0	0	-	0
MUNCY, M.	LI	T20	.194	130	453	50	88	12	0	19	157	55	133	72	2	2	0	100.0	6
RENGIFO, L.	LI	T20	.194	57	134	11	26	4	0	0	30	10	39	17	0	0	0	-	4
COBB, A.	LI	T20	.189	21	37	3	7	0	0	1	10	5	11	2	0	0	0	-	0
NOLA, A.	LI	T20	.185	28	54	3	10	1	0	0	11	3	22	3	0	0	0	-	1
MARMOLEJOS, J.	LI	T20	.183	38	93	10	17	3	0	3	29	7	27	3	0	0	0	-	4
CORBIN, P.	LI	T20	.182	24	44	6	8	2	0	0	10	4	15	0	0	0	0	-	0
KELLER, M.	LI	T20	.167	13	12	3	2	1	0	0	3	0	0	1	0	0	0	-	0
ZIMMER, B.	LI	T20	.163	59	104	12	17	0	0	3	26	8	32	15	1	1	0	100.0	4
GARNEAU, D.	LI	T20	.147	16	34	4	5	0	1	0	7	2	12	2	0	0	0	-	1
RAY, R.	LI	T20	.136	21	22	3	3	0	0	0	3	1	11	4	0	0	0	-	0
QUINN, R.			.125	3	8	1	1	0	0	1	4	2	4	2	0	0	0	-	0
DIAZ, L.	LI	T20	.122	19	41	0	5	2	0	0	7	3	13	1	0	0	0	-	2
NORRIS, D.	LI	T20	.000	43	2	0	0	0	0	0	0	0	2	0	0	0	0	-	0
McFARLAND, T.	LI	T20	.000	40	1	0	0	0	0	0	0	0	0	0	0	0	0	-	0
HILL, T.	LI	T20	-	27	0	0	0	0	0	0	0	0	0	0	0	0	0	-	0
KARINCHAK, J.	LI	T20	-	49	0	0	0	0	0	0	0	0	0	0	0	0	0	-	0
RAINEY, T.	LI	T20	-	36	0	0	0	0	0	0	0	0	0	0	0	0	0	-	0
Long Island Islanders			.233	1865	4462	535	1038	153	22	134	1637	505	1097	443	50	36	14	72.0	97

36 Players	Tm	Lg	AVG	OBP	SLG	OPS	ISO	SECA	TA	RCON	RC	RC/G	PA	IBB	HBP	SH	SF
SEAGER, C.	LI	T20	.337	.386	.629	1.016	.292	.371	1.017	45.3	95.4	8.8	453	4	1	0	1
STANEK, R.	LI	T20	.333	.333	.333	.667	.000	.000	.500	-.0	.4	3.4	4	0	0	1	0
QUANTRILL, C.	LI	T20	.294	.294	.529	.824	.235	.235	.750	.6	2.6	4.8	20	0	0	3	0
DeSCLAFANI, A.	LI	T20	.273	.273	.364	.636	.091	.091	.500	-.3	1.2	3.1	13	0	0	2	0
CAIN, L.	LI	T20	.265	.321	.306	.627	.041	.122	.514	-1.0	4.8	3.5	53	0	0	0	0
HILLIARD, S.	LI	T20	.264	.316	.534	.850	.270	.356	.828	8.3	27.9	6.1	177	0	0	0	1
AKIYAMA, S.	LI	T20	.256	.355	.295	.649	.039	.211	.631	.2	34.2	4.2	330	0	2	0	1
TELLEZ, R.	RO	T20	.250	.290	.429	.719	.179	.250	.667	.3	3.7	4.6	31	1	0	0	1
WENDLE, J.	LI	T20	.249	.291	.377	.668	.128	.170	.583	-5.2	33.1	3.8	323	1	5	0	0
GIMENEZ, A.	LI	T20	.248	.324	.317	.641	.069	.168	.597	-1.8	29.3	3.9	294	3	11	1	1
HICKS, A.	LI	T20	.241	.369	.401	.770	.160	.361	.794	13.9	65.0	5.7	480	0	1	0	0
MURPHY, S.	LI	T20	.230	.335	.364	.699	.134	.295	.640	2.1	25.9	3.9	254	1	0	0	2
CONTRERAS, W.	LI	T20	.228	.319	.354	.673	.125	.199	.623	-.5	36.9	4.0	357	0	21	0	3
HERNANDEZ, E.	LI	T20	.224	.253	.385	.638	.161	.214	.540	-6.6	27.0	2.9	324	1	1	0	6
WEBB, L.	LI	T20	.219	.286	.219	.504	.000	.125	.440	-1.7	2.7	2.5	40	0	0	5	0
PEDERSON, J.	LI	T20	.214	.289	.380	.669	.165	.229	.599	-3.2	28.5	3.5	294	0	11	0	0
CAMERON, D.	LI	T20	.208	.230	.285	.514	.076	.104	.378	-10.0	8.3	1.9	149	0	0	1	0
SANDOVAL, P.	LI	T20	.207	.288	.250	.538	.043	.152	.444	-10.1	13.6	2.4	205	0	0	0	0
PORCELLO, R.	LI	T20	.200	.200	.240	.440	.040	.040	.300	-2.4	1.3	1.6	26	0	0	1	0
MUNCY, M.	LI	T20	.194	.322	.347	.668	.152	.316	.663	.5	56.8	4.1	544	0	15	0	4
RENGIFO, L.	LI	T20	.194	.285	.224	.509	.030	.157	.420	-8.1	8.8	2.1	151	2	0	0	0
COBB, A.	LI	T20	.189	.231	.270	.501	.081	.135	.400	-2.7	2.5	2.1	41	0	0	2	0
NOLA, A.	LI	T20	.185	.228	.204	.432	.019	.074	.311	-5.1	2.9	1.5	64	0	0	7	0
MARMOLEJOS, J.	LI	T20	.183	.216	.312	.528	.129	.161	.412	-6.0	5.3	1.8	97	0	1	0	0
CORBIN, P.	LI	T20	.182	.182	.227	.409	.045	.045	.278	-4.6	2.0	1.4	48	0	0	4	0
KELLER, M.	LI	T20	.167	.231	.250	.481	.083	.167	.400	-.9	.9	1.9	15	0	0	2	0
ZIMMER, B.	LI	T20	.163	.296	.250	.546	.087	.240	.516	-4.2	8.5	2.5	125	0	5	0	1
GARNEAU, D.	LI	T20	.147	.194	.206	.400	.059	.118	.300	-3.7	1.3	1.1	36	0	0	0	0
RAY, R.	LI	T20	.136	.259	.136	.396	.000	.182	.368	-2.0	1.4	1.7	29	0	0	2	1
QUINN, R.			.125	.300	.500	.800	.375	.625	.857	.3	1.4	5.2	10	0	0	0	0
DIAZ, L.	LI	T20	.122	.140	.171	.310	.049	.073	.211	-5.7	.7	.5	43	0	0	0	1
NORRIS, D.	LI	T20	.000	.000	.000	.000	.000	.000	.000	-.5	.0	.0	2	0	0	0	0
McFARLAND, T.	LI	T20	.000	.000	.000	.000	.000	.000	.000	-.3	.0	.0	1	0	0	0	0
HILL, T.	LI	T20	-	-	-	-	-	-	-	.0	-	-	0	0	0	0	0
KARINCHAK, J.	LI	T20	-	-	-	-	-	-	-	.0	-	-	0	0	0	0	0
RAINEY, T.	LI	T20	-	-	-	-	-	-	-	.0	-	-	0	0	0	0	0
Long Island Islanders			.233	.311	.367	.678	.134	.238	.620	-15.2	520.7	3.9	5033	13	74	31	23





Spanish flies as an Aphrodisiac, their Effects and Practical Experience with them

## SCRANTON SPANISH FLIES



**2021 Opening Day  
Starting Lineup**  
1-Luis Robert, RF  
2-Jorge Polanco, SS  
3-Christian Yelich, LF  
4-Wil Myers, CF  
5-Matt Chapman, 3B  
6-Evan White, 1B  
7-Nicky Lopez, 2B  
8-Omar Narvaez, C  
9-Framber Valdez, P

# **Marty Fiehl**

**3636 Turner Drive  
Endwell, NY 13760**

**(607) 754-4742**

**Mfiehl@stny.rr.com**



15 Pitchers	Tm	Lg	W	L	PCT	SV	ERA	G	GS	CG	SHO	QS	IP	H	R	ER	HR	SO	BB
ALVARADO, J.	SS	T20	2	1	.667	1	2.14	34	0	0	0	0	33.2	32	8	8	3	40	23
VALDEZ, F.	SS	T20	9	8	.529	0	2.99	24	24	3	1	14	168.1	129	59	56	13	153	46
MAHLE, T.	SS	T20	6	6	.500	0	3.18	19	17	2	1	11	124.1	91	44	44	9	147	46
HELSELEY, R.			0	0	-	0	3.45	14	0	0	0	0	15.2	18	6	6	3	22	6
MAY, D.	SS	T20	6	9	.400	0	3.65	20	19	5	0	12	140.2	106	61	57	21	116	46
SPRINGS, J.	SS	T20	1	1	.500	2	3.68	26	0	0	0	0	29.1	27	12	12	5	37	11
TREINEN, B.	SS	T20	2	4	.333	14	4.14	51	0	0	0	0	58.2	52	29	27	9	55	25
SANDOVAL, P.	SS	T20	5	10	.333	0	4.37	27	21	3	0	11	138.0	144	74	67	21	127	45
PERALTA, F.	SS	T20	1	9	.100	3	4.47	34	4	0	0	1	56.1	59	33	28	7	78	23
HOUSER, A.	SS	T20	5	10	.333	0	5.27	28	23	3	2	7	136.2	159	87	80	21	121	50
LOPEZ, J.	SS	T20	7	11	.389	0	5.46	25	22	3	1	8	141.2	193	96	86	20	117	40
KAY, A.	SS	T20	2	6	.250	0	5.58	43	0	0	0	0	59.2	74	43	37	8	56	44
HOFFMAN, J.	SS	T20	0	1	.000	1	6.41	18	0	0	0	0	19.2	24	14	14	5	13	10
SULSER, C.	SS	T20	4	4	.500	0	6.92	25	0	0	0	0	26.0	26	20	20	5	24	14
THORNTON, T.	SS	T20	0	2	.000	0	8.32	17	2	0	0	0	40.0	68	45	37	5	37	24
Scranton Spanish Flies			50	82	.379	21	4.38	405	132	19	5	64	1188.2	1202	631	579	155	1143	453

15 Pitchers	Tm	Lg	SUP/9	R/9	ERA	BF/9	BR/9	H/9	BB/9	SO/9	HR/9	ERPT	OBA	BF	BR	IBB	HB	WP	BK
ALVARADO, J.	SS	T20	.0	2.14	2.14	41.4	14.4	8.6	5.6	10.7	.80	7.4	.244	155	54	2	1	1	0
VALDEZ, F.	SS	T20	3.6	3.15	2.99	35.9	9.5	6.9	2.4	8.2	.70	20.8	.211	672	178	2	5	1	0
MAHLE, T.	SS	T20	3.4	3.18	3.18	36.5	10.2	6.6	3.3	10.6	.65	12.7	.203	504	141	0	4	3	0
HELSELEY, R.			.0	3.45	3.45	39.1	13.8	10.3	3.4	12.6	1.72	1.1	.316	68	24	0	0	0	0
MAY, D.	SS	T20	2.9	3.90	3.65	36.3	10.0	6.8	2.9	7.4	1.34	7.2	.208	568	157	1	6	5	0
SPRINGS, J.	SS	T20	.0	3.68	3.68	36.5	11.0	8.3	2.8	11.4	1.53	1.4	.255	119	36	2	0	1	0
TREINEN, B.	SS	T20	.0	4.45	4.14	38.2	11.8	8.0	3.2	8.4	1.38	-.2	.237	249	77	4	4	1	0
SANDOVAL, P.	SS	T20	3.8	4.83	4.37	38.5	12.2	9.4	2.8	8.3	1.37	-4.0	.266	591	187	2	0	4	0
PERALTA, F.	SS	T20	.5	5.27	4.47	40.4	13.4	9.4	3.7	12.5	1.12	-2.3	.261	253	84	0	2	1	0
HOUSER, A.	SS	T20	4.1	5.73	5.27	40.1	14.2	10.5	3.2	8.0	1.38	-17.6	.293	609	215	1	7	1	0
LOPEZ, J.	SS	T20	4.3	6.10	5.46	41.7	15.3	12.3	2.5	7.4	1.27	-21.4	.324	657	241	0	8	6	0
KAY, A.	SS	T20	.0	6.49	5.58	44.5	17.3	11.2	6.2	8.4	1.21	-9.8	.300	295	115	3	0	0	0
HOFFMAN, J.	SS	T20	.0	6.41	6.41	42.6	15.6	11.0	4.1	5.9	2.29	-5.0	.300	93	34	1	1	0	0
SULSER, C.	SS	T20	.0	6.92	6.92	40.2	13.5	9.0	4.5	8.3	1.73	-8.1	.257	116	39	1	0	0	0
THORNTON, T.	SS	T20	1.1	10.13	8.32	46.6	20.7	15.3	5.4	8.3	1.13	-18.8	.380	207	92	0	0	0	0
Scranton Spanish Flies			2.7	4.78	4.38	39.0	12.7	9.1	3.3	8.7	1.17	-36.7	.262	5156	1674	19	38	24	0

36 Players	Tm	Lg	AVG	G	AB	R	H	2B	3B	HR	TB	RBI	SO	BB	ASB	SB	CS	SBP	GDP
DIAZ, Y.	SS	T20	.305	104	249	30	76	7	0	9	110	30	27	57	0	0	0	-	7
BELLINGER, C.	SS	T20	.305	63	210	33	64	8	0	12	108	30	47	31	3	2	1	66.7	7
SCHOOP, J.	SS	T20	.281	73	299	44	84	12	1	15	143	35	47	12	0	0	0	-	7
ROJAS, J.	SS	T20	.270	28	74	7	20	0	0	0	20	5	20	5	0	0	0	-	0
CHAPMAN, M.	SS	T20	.268	99	250	36	67	21	1	17	141	37	88	20	0	0	0	-	3
ALLEN, A.	SS	T20	.261	12	23	2	6	2	0	2	14	7	5	0	0	0	0	-	2
MYERS, W.	SS	T20	.260	120	447	78	116	26	6	31	247	83	136	41	1	0	1	.0	6
POLANCO, J.	SS	T20	.256	118	469	44	120	11	0	11	164	45	81	26	8	6	2	75.0	14
SMITH, P.	SS	T20	.254	66	67	8	17	1	1	3	29	7	13	9	0	0	0	-	0
STRAW, M.	SS	T20	.252	52	103	10	26	5	0	0	31	5	30	2	5	1	4	20.0	1
YELICH, C.	WA	T20	.251	53	183	28	46	6	2	10	86	26	53	32	4	1	3	25.0	6
HOUSER, A.	SS	T20	.244	28	45	1	11	1	0	0	12	4	13	1	0	0	0	-	0
BUXTON, B.	SS	T20	.240	86	246	31	59	5	1	20	126	45	68	17	2	2	0	100.0	1
WHITE, E.	SS	T20	.236	110	365	42	86	10	0	21	159	58	159	43	1	1	0	100.0	5
VARSHO, D.	SS	T20	.227	43	88	11	20	5	1	2	33	5	33	8	3	3	0	100.0	1
LUX, G.	SS	T20	.222	27	45	9	10	4	0	3	23	6	21	8	0	0	0	-	0
SANDOVAL, P.	SS	T20	.222	27	45	0	10	2	0	0	12	6	13	1	0	0	0	-	1
TUCKER, C.	SS	T20	.216	48	97	7	21	2	0	1	26	6	27	7	0	0	0	-	4
ROBERT, L.	SS	T20	.200	116	415	50	83	25	2	11	145	31	147	45	20	19	1	95.0	7
MAHLE, T.	SS	T20	.179	19	39	4	7	2	0	0	9	1	10	3	0	0	0	-	0
RODGERS, B.	SS	T20	.176	9	17	0	3	1	0	0	4	0	3	0	0	0	0	-	1
NARVAEZ, O.	SS	T20	.175	106	291	20	51	11	0	6	80	29	108	41	0	0	0	-	5
LOPEZ, J.	SS	T20	.170	25	47	4	8	0	1	1	13	2	19	3	0	0	0	-	0
LOPEZ, N.	SS	T20	.160	70	200	14	32	8	0	0	40	5	54	22	0	0	0	-	1
VALDEZ, F.	SS	T20	.160	24	50	5	8	1	1	0	11	0	17	3	0	0	0	-	1
MAY, D.	SS	T20	.152	20	46	3	7	1	0	0	8	2	14	2	0	0	0	-	0
PERALTA, F.	SS	T20	.125	34	8	0	1	0	0	0	1	0	2	2	0	0	0	-	0
THORNTON, T.	SS	T20	.091	17	11	1	1	0	0	0	1	0	3	1	0	0	0	-	0
HEDGES, A.	SS	T20	.087	62	115	8	10	1	0	0	11	4	39	8	0	0	0	-	4
TREINEN, B.	SS	T20	.000	51	5	0	0	0	0	0	0	0	1	0	0	0	0	-	0
KAY, A.	SS	T20	.000	43	4	0	0	0	0	0	0	0	1	0	0	0	0	-	0
SPRINGS, J.	SS	T20	.000	26	2	0	0	0	0	0	0	0	1	1	0	0	0	-	0
SULSER, C.	SS	T20	.000	25	1	0	0	0	0	0	0	0	0	0	0	0	0	-	0
ALVARADO, J.	SS	T20	-	34	0	0	0	0	0	0	0	0	0	0	0	0	0	-	0
HELSLEY, R.			-	14	0	0	0	0	0	0	0	0	0	0	0	0	0	-	0
HOFFMAN, J.	SS	T20	-	18	0	0	0	0	0	0	0	0	0	0	0	0	0	-	0
Scranton Spanish Flies			.235	1870	4556	530	1070	178	17	175	1807	514	1300	451	47	35	12	74.5	84

36 Players	Tm	Lg	AVG	OBP	SLG	OPS	ISO	SECA	TA	RCON	RC	RC/G	PA	IBB	HBP	SH	SF
DIAZ, Y.	SS	T20	.305	.435	.442	.877	.137	.365	.933	21.7	51.7	7.7	308	1	1	0	1
BELLINGER, C.	SS	T20	.305	.393	.514	.907	.210	.362	.916	17.2	42.3	7.4	242	0	0	0	1
SCHOOP, J.	SS	T20	.281	.320	.478	.798	.197	.237	.725	9.6	44.2	5.3	320	1	6	0	2
ROJAS, J.	SS	T20	.270	.313	.270	.583	.000	.068	.463	-2.6	7.0	3.3	82	0	0	2	1
CHAPMAN, M.	SS	T20	.268	.325	.564	.889	.296	.376	.871	15.7	45.8	6.6	271	2	1	0	0
ALLEN, A.	SS	T20	.261	.261	.609	.870	.348	.348	.737	1.1	2.4	3.5	23	0	0	0	0
MYERS, W.	SS	T20	.260	.326	.553	.878	.293	.383	.864	26.2	80.9	6.4	494	1	4	0	2
POLANCO, J.	SS	T20	.256	.294	.350	.643	.094	.158	.537	-8.8	45.7	3.3	501	2	0	3	2
SMITH, P.	SS	T20	.254	.342	.433	.775	.179	.313	.760	2.0	10.7	5.8	76	0	0	0	0
STRAW, M.	SS	T20	.252	.267	.301	.568	.049	.039	.415	-7.0	7.1	2.3	106	0	0	1	0
YELICH, C.	WA	T20	.251	.367	.470	.837	.219	.383	.829	9.2	31.2	5.7	218	0	2	0	1
HOUSER, A.	SS	T20	.244	.261	.267	.528	.022	.044	.382	-2.8	3.6	2.4	53	0	0	7	0
BUXTON, B.	SS	T20	.240	.293	.512	.805	.272	.350	.782	8.3	38.1	5.4	266	4	2	0	1
WHITE, E.	SS	T20	.236	.316	.436	.752	.200	.321	.718	7.8	52.3	4.9	414	1	1	3	2
VARSHO, D.	SS	T20	.227	.313	.375	.688	.148	.273	.681	.9	11.3	4.4	99	0	3	0	0
LUX, G.	SS	T20	.222	.340	.511	.851	.289	.467	.886	2.7	8.5	6.6	53	0	0	0	0
SANDOVAL, P.	SS	T20	.222	.239	.267	.506	.044	.067	.361	-3.1	2.9	1.9	50	0	0	4	0
TUCKER, C.	SS	T20	.216	.269	.268	.537	.052	.124	.412	-5.4	6.4	2.1	105	1	0	1	0
ROBERT, L.	SS	T20	.200	.280	.349	.629	.149	.301	.618	-4.6	43.8	3.5	461	0	1	0	0
MAHLE, T.	SS	T20	.179	.238	.231	.469	.051	.128	.375	-3.1	2.5	2.0	44	0	0	2	0
RODGERS, B.	SS	T20	.176	.176	.235	.412	.059	.059	.267	-1.8	.5	.8	17	0	0	0	0
NARVAEZ, O.	SS	T20	.175	.280	.275	.555	.100	.241	.502	-13.0	24.3	2.7	336	2	2	0	2
LOPEZ, J.	SS	T20	.170	.220	.277	.497	.106	.170	.410	-3.6	3.3	2.0	55	0	0	5	0
LOPEZ, N.	SS	T20	.160	.247	.200	.447	.040	.150	.373	-17.0	11.2	1.8	224	0	1	1	0
VALDEZ, F.	SS	T20	.160	.222	.220	.442	.060	.120	.349	-4.6	2.9	1.5	62	0	1	8	0
MAY, D.	SS	T20	.152	.188	.174	.361	.022	.065	.256	-5.5	1.6	1.1	48	0	0	0	0
PERALTA, F.	SS	T20	.125	.300	.125	.425	.000	.250	.429	-.6	.5	1.8	10	0	0	0	0
THORNTON, T.	SS	T20	.091	.167	.091	.258	.000	.091	.200	-1.7	.2	.6	12	0	0	0	0
HEDGES, A.	SS	T20	.087	.172	.096	.268	.009	.078	.211	-17.4	2.1	.5	128	0	4	0	1
TREINEN, B.	SS	T20	.000	.000	.000	.000	.000	.000	.000	-1.3	.0	.0	6	0	0	1	0
KAY, A.	SS	T20	.000	.000	.000	.000	.000	.000	.000	-1.0	.0	.0	4	0	0	0	0
SPRINGS, J.	SS	T20	.000	.333	.000	.333	.000	.500	.500	-.2	.2	1.8	4	0	0	1	0
SULSER, C.	SS	T20	.000	.000	.000	.000	.000	.000	.000	-.3	.0	.0	1	0	0	0	0
ALVARADO, J.	SS	T20	-	-	-	-	-	-	-	.0	-	-	0	0	0	0	0
HELSLEY, R.			-	-	-	-	-	-	-	.0	-	-	0	0	0	0	0
HOFFMAN, J.	SS	T20	-	-	-	-	-	-	-	.0	-	-	0	0	0	0	0
Scranton Spanish Flies			.235	.307	.397	.703	.162	.266	.648	16.9	564.0	4.2	5093	15	29	39	16



## NEWARK EAGLES 2021 Opening Day Starting Lineup



**1-Andrelton Simmons, SS**  
**2-Justin Turner, 3B 3-Corey Dickerson**  
**4-JD Martinez, LF 5-Jay Bruce, RF**  
**6-Alex Avila, C 7-Christian Arroyo**  
**8-Ryan O'Hearn, 1B 9-Marco Gonzales, P**







# **Jim LaFargue**

**4 Ocean Avenue**

**North Middletown, NJ 07748**

**(732) 495-3337**

**[newarkeagles@gmail.com](mailto:newarkeagles@gmail.com)**



14 Pitchers	Tm	Lg	W	L	PCT	SV	ERA	G	GS	CG	SHO	QS	IP	H	R	ER	HR	SO	BB
ALCALA, J.	NE	T20	2	1	.667	1	1.83	33	0	0	0	0	64.0	37	18	13	6	63	21
BORUCKI, R.	NE	T20	2	2	.500	0	2.57	29	0	0	0	0	42.0	28	16	12	2	34	25
TOMLIN, J.	NE	T20	1	5	.167	0	3.64	33	7	0	0	0	99.0	107	41	40	14	109	30
GONZALES, M.	NE	T20	13	7	.650	0	3.74	23	23	9	2	12	168.2	142	77	70	27	183	34
PENA, F.	NE	T20	3	3	.500	0	4.05	35	0	0	0	0	66.2	70	36	30	13	79	20
BERRIOS, J.	NE	T20	6	14	.300	0	4.47	24	24	4	1	10	153.0	143	91	76	19	139	63
SHOEMAKER, M.	NE	T20	3	5	.375	1	4.85	14	12	3	1	4	72.1	82	47	39	10	61	19
HARRIS, W.	NE	T20	4	3	.571	4	4.88	30	0	0	0	0	51.2	49	31	28	9	60	27
BARAGAR, C.	NE	T20	1	3	.250	2	4.89	32	1	0	0	0	49.2	56	35	27	13	55	12
HERNANDEZ, C.	NE	T20	0	3	.000	1	5.55	11	3	0	0	0	35.2	41	23	22	9	36	19
LESTER, J.	NE	T20	3	16	.158	0	5.58	24	24	4	0	11	142.0	178	101	88	26	117	46
KUHL, C.	NE	T20	5	12	.294	0	6.49	22	20	2	2	5	102.2	138	84	74	18	111	57
DUNN, J.	NE	T20	3	11	.214	0	6.66	19	18	0	0	8	105.1	128	84	78	21	94	67
ROBLES, H.	NE	T20	1	0	1.000	0	8.42	12	0	0	0	0	25.2	46	33	24	6	22	26
Newark Eagles			47	85	.356	9	4.74	341	132	22	6	50	1178.1	1245	717	621	193	1163	466

14 Pitchers	Tm	Lg	SUP/9	R/9	ERA	BF/9	BR/9	H/9	BB/9	SO/9	HR/9	ERPT	OBA	BF	BR	IBB	HB	WP	BK
ALCALA, J.	NE	T20	.0	2.53	1.83	35.4	7.7	5.2	2.5	8.9	.84	16.2	.164	252	55	3	0	1	0
BORUCKI, R.	NE	T20	.0	3.43	2.57	38.6	10.7	6.0	4.7	7.3	.43	7.2	.181	180	50	3	0	0	0
TOMLIN, J.	NE	T20	1.4	3.73	3.64	39.3	12.6	9.7	2.6	9.9	1.27	5.2	.272	432	139	1	3	2	0
GONZALES, M.	NE	T20	6.2	4.11	3.74	37.0	9.9	7.6	1.8	9.8	1.44	7.0	.220	693	186	1	11	0	0
PENA, F.	NE	T20	.0	4.86	4.05	39.3	12.3	9.4	2.3	10.7	1.75	.4	.265	291	91	3	4	1	0
BERRIOS, J.	NE	T20	4.4	5.35	4.47	39.1	12.5	8.4	3.7	8.2	1.12	-6.2	.245	665	213	0	7	2	0
SHOEMAKER, M.	NE	T20	4.2	5.85	4.85	39.2	12.6	10.2	2.4	7.6	1.24	-6.0	.286	315	101	0	0	0	0
HARRIS, W.	NE	T20	.0	5.40	4.88	40.2	12.2	8.5	3.7	10.5	1.57	-4.4	.245	231	70	6	0	2	0
BARAGAR, C.	NE	T20	.0	6.34	4.89	40.6	13.4	10.1	2.2	10.0	2.36	-4.3	.277	224	74	0	6	3	0
HERNANDEZ, C.	NE	T20	1.8	5.80	5.55	41.6	15.9	10.3	4.8	9.1	2.27	-5.7	.291	165	63	0	3	0	0
LESTER, J.	NE	T20	2.9	6.40	5.58	41.4	14.5	11.3	2.9	7.4	1.65	-23.2	.305	653	228	1	5	1	0
KUHL, C.	NE	T20	5.5	7.36	6.49	44.1	17.4	12.1	5.0	9.7	1.58	-27.2	.318	503	198	0	3	0	0
DUNN, J.	NE	T20	3.2	7.18	6.66	43.5	16.9	10.9	5.7	8.0	1.79	-29.9	.297	509	198	0	3	0	0
ROBLES, H.	NE	T20	.0	11.57	8.42	50.8	24.9	16.1	8.8	7.7	2.10	-12.3	.390	145	71	1	0	0	0
Newark Eagles			3.0	5.48	4.74	40.2	13.3	9.5	3.4	8.9	1.47	-83.4	.267	5258	1737	19	45	12	0

32 Players	Tm	Lg	AVG	G	AB	R	H	2B	3B	HR	TB	RBI	SO	BB	ASB	SB	CS	SBP	GDP
HUFF, S.	NE	T20	.431	14	51	9	22	5	0	3	36	11	13	3	0	0	0	-	2
FISHER, D.	NE	T20	.338	50	71	20	24	6	4	4	50	14	13	10	1	0	1	.0	1
SIMMONS, A.	NE	T20	.315	68	232	30	73	22	1	0	97	16	26	12	2	1	1	50.0	5
GOMES, Y.	NE	T20	.305	64	249	30	76	15	4	7	120	46	41	9	0	0	0	-	4
KENDRICK, H.	NE	T20	.301	68	173	17	52	12	0	5	79	21	38	8	0	0	0	-	6
JEFFERS, R.	NE	T20	.299	55	127	19	38	1	0	8	63	22	41	12	0	0	0	-	1
TURNER, J.	NE	T20	.276	97	333	47	92	17	1	9	138	44	67	33	0	0	0	-	7
ARROYO, C.	NE	T20	.273	40	121	15	33	2	0	9	62	19	25	14	0	0	0	-	3
DICKERSON, A.	NE	T20	.270	100	348	48	94	20	2	19	175	49	71	28	0	0	0	-	13
MARTINEZ, J.	NE	T20	.266	110	433	57	115	45	0	17	211	62	113	24	0	0	0	-	14
DUBON, M.	NE	T20	.261	94	349	44	91	8	5	6	127	26	72	35	4	1	3	25.0	4
O'HEARN, R.	NE	T20	.245	108	327	36	80	22	0	6	120	44	95	51	0	0	0	-	7
McCUTCHEEN, A.	NE	T20	.241	114	465	64	112	14	0	17	177	51	106	34	3	2	1	66.7	9
BRUCE, J.	NE	T20	.236	67	199	23	47	8	1	15	102	32	57	8	0	0	0	-	0
GONZALEZ, E.	NE	T20	.224	85	259	28	58	19	1	4	91	25	84	21	6	3	3	50.0	5
GONZALES, M.	NE	T20	.210	23	62	6	13	0	0	1	16	6	24	2	0	0	0	-	0
ARAUZ, J.	NE	T20	.201	57	174	26	35	4	0	4	51	17	56	29	0	0	0	-	3
BARAGAR, C.	NE	T20	.200	32	5	0	1	0	0	0	1	0	1	0	0	0	0	-	0
TSUTSUGO, Y.	NE	T20	.189	91	297	38	56	15	1	12	109	31	87	44	0	0	0	-	10
TOMLIN, J.	NE	T20	.182	33	22	0	4	0	0	0	4	1	6	0	0	0	0	-	0
AVILA, A.	NE	T20	.176	56	102	13	18	5	0	0	23	6	36	22	0	0	0	-	3
BERRIOS, J.	NE	T20	.146	25	48	2	7	1	0	0	8	5	11	2	0	0	0	-	0
LESTER, J.	NE	T20	.125	24	40	3	5	1	0	1	9	2	14	3	0	0	0	-	0
SHOEMAKER, M.	NE	T20	.105	14	19	1	2	0	0	1	5	1	8	0	0	0	0	-	0
PENA, F.	NE	T20	.091	35	11	0	1	0	0	0	1	0	4	0	0	0	0	-	0
DUNN, J.	NE	T20	.067	19	30	0	2	0	0	0	2	3	8	1	0	0	0	-	0
KUHL, C.	NE	T20	.057	22	35	3	2	0	0	0	2	1	9	0	0	0	0	-	0
HERNANDEZ, C.	NE	T20	.000	11	8	0	0	0	0	0	0	0	1	1	0	0	0	-	0
HARRIS, W.	NE	T20	.000	30	6	0	0	0	0	0	0	0	3	0	0	0	0	-	0
ROBLES, H.	NE	T20	.000	12	7	0	0	0	0	0	0	0	5	0	0	0	0	-	0
ALCALA, J.	NE	T20	.000	33	6	0	0	0	0	0	0	0	2	0	0	0	0	-	0
BORUCKI, R.	NE	T20	.000	29	1	0	0	0	0	0	0	0	1	0	0	0	0	-	0
Newark Eagles			.250	1680	4610	579	1153	242	20	148	1879	555	1138	406	16	7	9	43.8	97

32 Players	Tm	Lg	AVG	OBP	SLG	OPS	ISO	SECA	TA	RCON	RC	RC/G	PA	IBB	HBP	SH	SF
HUFF, S.	NE	T20	.431	.463	.706	1.169	.275	.333	1.258	8.4	15.6	13.5	54	1	0	0	0
FISHER, D.	NE	T20	.338	.420	.704	1.124	.366	.493	1.224	10.0	20.8	11.5	81	0	0	0	0
SIMMONS, A.	NE	T20	.315	.351	.418	.769	.103	.155	.673	5.9	32.8	5.4	245	2	1	0	0
GOMES, Y.	NE	T20	.305	.330	.482	.811	.177	.213	.734	8.9	38.8	5.9	261	0	1	0	2
KENDRICK, H.	NE	T20	.301	.331	.457	.788	.156	.202	.685	5.1	24.2	5.1	181	0	0	0	0
JEFFERS, R.	NE	T20	.299	.378	.496	.874	.197	.291	.878	8.4	24.9	7.5	143	0	4	0	0
TURNER, J.	NE	T20	.276	.355	.414	.769	.138	.237	.722	10.4	50.0	5.4	375	1	8	0	1
ARROYO, C.	NE	T20	.273	.348	.512	.861	.240	.355	.835	6.9	21.3	6.3	135	1	0	0	0
DICKERSON, A.	NE	T20	.270	.330	.503	.833	.233	.313	.772	15.8	54.1	5.5	379	0	3	0	0
MARTINEZ, J.	NE	T20	.266	.310	.487	.797	.222	.277	.720	13.9	61.1	5.0	462	0	4	0	1
DUBON, M.	NE	T20	.261	.332	.364	.696	.103	.198	.626	-.4	43.4	4.4	389	0	3	0	2
O'HEARN, R.	NE	T20	.245	.346	.367	.713	.122	.278	.673	5.0	43.8	4.6	379	0	0	0	1
McCUTCHEN, A.	NE	T20	.241	.292	.381	.673	.140	.215	.587	-4.8	50.9	3.8	500	1	0	0	1
BRUCE, J.	NE	T20	.236	.269	.513	.782	.276	.317	.730	4.0	28.1	5.0	208	0	1	0	0
GONZALEZ, E.	NE	T20	.224	.282	.351	.633	.127	.208	.550	-6.8	24.8	3.2	280	1	0	0	0
GONZALES, M.	NE	T20	.210	.234	.258	.492	.048	.081	.367	-4.7	4.3	2.1	71	0	0	7	0
ARAUZ, J.	NE	T20	.201	.315	.293	.608	.092	.259	.563	-4.0	17.6	3.3	203	0	0	0	0
BARAGAR, C.	NE	T20	.200	.200	.200	.400	.000	.000	.250	-.5	.3	1.4	6	0	0	1	0
TSUTSUGO, Y.	NE	T20	.189	.301	.367	.668	.178	.327	.625	-1.7	33.1	3.6	345	0	4	0	0
TOMLIN, J.	NE	T20	.182	.174	.182	.356	.000	.000	.222	-2.7	.9	1.1	26	0	0	3	1
AVILA, A.	NE	T20	.176	.336	.225	.561	.049	.265	.552	-2.8	9.4	2.9	128	0	3	0	1
BERRIOS, J.	NE	T20	.146	.192	.167	.359	.021	.063	.268	-5.7	2.3	1.2	61	0	1	9	1
LESTER, J.	NE	T20	.125	.186	.225	.411	.100	.175	.343	-4.2	2.1	1.4	49	0	0	6	0
SHOEMAKER, M.	NE	T20	.105	.105	.263	.368	.158	.158	.294	-2.4	.6	.8	21	0	0	2	0
PENA, F.	NE	T20	.091	.091	.091	.182	.000	.000	.100	-2.0	.1	.2	11	0	0	0	0
DUNN, J.	NE	T20	.067	.094	.067	.160	.000	.033	.107	-5.8	.4	.3	37	0	0	5	1
KUHL, C.	NE	T20	.057	.057	.057	.114	.000	.000	.061	-7.3	.2	.2	40	0	0	5	0
HERNANDEZ, C.	NE	T20	.000	.111	.000	.111	.000	.125	.125	-1.7	.0	.1	9	0	0	0	0
HARRIS, W.	NE	T20	.000	.000	.000	.000	.000	.000	.000	-1.5	.0	.0	7	0	0	1	0
ROBLES, H.	NE	T20	.000	.000	.000	.000	.000	.000	.000	-1.8	.0	.0	7	0	0	0	0
ALCALA, J.	NE	T20	.000	.000	.000	.000	.000	.000	.000	-1.5	.0	.0	6	0	0	0	0
BORUCKI, R.	NE	T20	.000	.000	.000	.000	.000	.000	.000	-.3	.0	.0	1	0	0	0	0
Newark Eagles			.250	.315	.408	.722	.157	.245	.653	40.3	589.0	4.4	5100	7	33	39	12



**CENTRAL**

**DIVISION**

*MMXX*

*Maubeshia*

**FREEMAN**



**WAUKESHA FREEMEN 2021 Opening Day Starting Lineup**  
1-Cavan Biggio, 2B    2-Whit Merrifield, CF    3- Tyler O'Neill, LF  
4-Cody Bellinger, 1B    5- Victor Reyes, RF    6-Rio Ruiz, 3B  
7- Carson Kelly, C    8-Elvis Andrus, SS    9-Corbin Burnes



# **Ken Sajdak**

**W221N2782 Timberwood Lane**

**Waukesha, WI 53186**

**(262) 544-1334**

**ken@sajdak.us**



16 Pitchers	Tm	Lg	W	L	PCT	SV	ERA	G	GS	CG	SHO	QS	IP	H	R	ER	HR	SO	BB
MATZEK, T.	WA	T20	3	2	.600	2	1.88	41	0	0	0	0	52.2	28	12	11	3	59	14
WILLIAMS, D.	WA	T20	4	3	.571	28	1.96	45	0	0	0	0	46.0	20	11	10	3	54	16
BASSITT, C.	WA	T20	11	5	.688	0	2.05	23	23	2	1	19	162.1	81	40	37	16	143	37
BURNES, C.	WA	T20	10	5	.667	0	2.07	21	20	0	0	18	143.2	86	40	33	16	184	45
DAVIES, Z.	WA	T20	10	5	.667	0	2.30	25	24	3	1	18	179.2	115	49	46	24	163	53
FERGUSON, C.	WA	T20	2	3	.400	4	2.39	26	3	0	0	2	49.0	28	13	13	6	69	11
URIAS, J.	WA	T20	10	6	.625	0	2.97	19	19	2	1	11	124.1	94	42	41	15	94	35
HADER, J.	WA	T20	0	1	.000	0	3.25	27	0	0	0	0	27.2	22	12	10	3	37	20
GIBSON, K.	WA	T20	10	5	.667	0	3.58	21	21	2	2	10	125.2	117	55	50	18	100	51
GARRETT, A.	WA	T20	5	3	.625	1	3.61	43	0	0	0	0	42.1	34	20	17	6	50	12
BRAULT, S.	WA	T20	6	6	.500	0	3.71	17	17	2	0	9	104.1	82	45	43	11	93	44
ARMSTRONG, S.	WA	T20	3	2	.600	4	3.79	29	0	0	0	0	35.2	25	15	15	6	33	10
STASHAK, C.	WA	T20	2	4	.333	3	5.34	29	0	0	0	0	30.1	38	20	18	4	27	11
MAY, T.	WA	T20	1	2	.333	1	5.51	27	0	0	0	0	32.2	42	22	20	8	43	9
MOREJON, A.	WA	T20	0	3	.000	0	9.95	6	5	0	0	0	25.1	38	29	28	11	30	11
CHAVEZ, J.	WA	T20	0	0	-	0	11.37	3	0	0	0	0	6.1	14	9	8	1	9	2
Waukesha Freeman			77	55	.583	43	3.03	402	132	11	5	87	1188.0	864	434	400	151	1188	381

16 Pitchers	Tm	Lg	SUP/9	R/9	ERA	BF/9	BR/9	H/9	BB/9	SO/9	HR/9	ERPT	OBA	BF	BR	IBB	HB	WP	BK
MATZEK, T.	WA	T20	.0	2.05	1.88	34.3	7.5	4.8	2.2	10.1	.51	13.0	.154	201	44	1	3	1	0
WILLIAMS, D.	WA	T20	.0	2.15	1.96	34.6	7.8	3.9	3.1	10.6	.59	11.0	.128	177	40	0	4	0	0
BASSITT, C.	WA	T20	3.7	2.22	2.05	33.5	6.8	4.5	2.1	7.9	.89	37.1	.146	605	122	0	4	2	0
BURNES, C.	WA	T20	3.8	2.51	2.07	35.5	8.5	5.4	2.7	11.5	1.00	32.5	.169	566	135	2	6	0	0
DAVIES, Z.	WA	T20	3.4	2.45	2.30	35.0	8.4	5.8	2.6	8.2	1.20	36.0	.180	698	167	1	0	1	0
FERGUSON, C.	WA	T20	1.5	2.39	2.39	32.9	7.2	5.1	2.0	12.7	1.10	9.4	.170	179	39	0	0	0	0
URIAS, J.	WA	T20	4.7	3.04	2.97	35.8	9.3	6.8	2.5	6.8	1.09	15.7	.205	495	129	0	0	1	0
HADER, J.	WA	T20	.0	3.90	3.25	40.7	14.0	7.2	6.5	12.0	.98	2.6	.216	125	43	0	1	1	0
GIBSON, K.	WA	T20	4.1	3.94	3.58	39.1	12.5	8.4	3.6	7.2	1.29	7.3	.244	546	174	1	7	1	0
GARRETT, A.	WA	T20	.0	4.25	3.61	36.4	9.4	7.2	2.1	10.6	1.28	2.3	.215	171	44	2	0	0	0
BRAULT, S.	WA	T20	3.8	3.88	3.71	37.7	11.0	7.1	3.7	8.0	.95	4.6	.214	437	128	1	3	2	0
ARMSTRONG, S.	WA	T20	.0	3.79	3.79	36.3	8.8	6.3	2.0	8.3	1.51	1.3	.191	144	35	2	2	1	0
STASHAK, C.	WA	T20	.0	5.93	5.34	40.1	13.6	11.3	2.4	8.0	1.19	-4.2	.309	135	46	3	0	1	0
MAY, T.	WA	T20	.0	6.06	5.51	41.1	14.1	11.6	2.5	11.8	2.20	-5.1	.302	149	51	0	0	0	0
MOREJON, A.	WA	T20	3.2	10.30	9.95	45.1	18.1	13.5	3.6	10.7	3.91	-16.4	.345	127	51	1	3	1	0
CHAVEZ, J.	WA	T20	.0	12.79	11.37	51.2	22.7	19.9	2.8	12.8	1.42	-5.1	.412	36	16	0	0	0	0
Waukesha Freeman			2.9	3.29	3.03	36.3	9.6	6.5	2.8	9.0	1.14	142.0	.200	4791	1264	14	33	12	0

36 Players	Tm	Lg	AVG	G	AB	R	H	2B	3B	HR	TB	RBI	SO	BB	ASB	SB	CS	SBP	GDP
CHAVEZ, J.	WA	T20	1.000	3	1	0	1	0	0	0	1	0	0	0	0	0	0	-	0
MATZEK, T.	WA	T20	.500	41	2	0	1	0	0	0	1	0	0	0	0	0	0	-	0
PINA, M.	WA	T20	.315	35	54	9	17	2	0	5	34	8	16	8	0	0	0	-	1
FUENTES, J.	WA	T20	.307	89	215	23	66	16	0	9	109	30	50	6	2	1	1	50.0	2
FERGUSON, C.	WA	T20	.286	26	7	1	2	0	1	0	4	2	2	0	0	0	0	-	0
MERRIFIELD, W.	WA	T20	.284	132	538	88	153	30	0	21	246	60	68	35	26	21	5	80.8	9
BELT, B.	WA	T20	.279	64	197	34	55	19	1	9	103	32	50	45	4	1	3	25.0	2
BELLINGER, C.	SS	T20	.266	57	218	28	58	14	1	10	104	34	49	21	6	6	0	100.0	2
BIGGIO, C.	WA	T20	.254	131	493	78	125	31	0	19	213	55	133	74	14	11	3	78.6	5
REYES, V.	WA	T20	.247	107	361	34	89	21	4	3	127	33	95	14	16	14	2	87.5	7
MOORE, D.	WA	T20	.235	41	85	11	20	9	0	3	38	16	27	14	8	4	4	50.0	0
BASSITT, C.	WA	T20	.234	23	47	2	11	1	1	0	14	2	14	3	0	0	0	-	0
RUIZ, R.	WA	T20	.223	102	336	33	75	14	0	12	125	38	91	40	0	0	0	-	5
KELLY, C.	WA	T20	.222	79	252	23	56	7	0	9	90	31	61	7	0	0	0	-	7
BRAULT, S.	WA	T20	.222	17	27	1	6	0	0	1	9	3	10	3	0	0	0	-	1
GARCIA, L.	WA	T20	.221	85	145	11	32	1	0	6	51	13	28	6	1	0	1	.0	1
ESPINAL, S.	WA	T20	.219	58	151	7	33	7	0	0	40	9	33	5	2	2	0	100.0	0
CARLSON, D.	WA	T20	.202	57	124	15	25	9	0	4	46	17	39	8	0	0	0	-	3
YELICH, C.	WA	T20	.199	71	231	35	46	12	2	8	86	29	88	39	1	1	0	100.0	2
BURNES, C.	WA	T20	.195	21	41	3	8	0	0	0	8	0	13	2	0	0	0	-	0
GIBSON, K.	WA	T20	.184	21	38	2	7	1	0	0	8	0	12	5	0	0	0	-	0
ANDRUS, E.	WA	T20	.177	90	254	30	45	8	0	8	77	30	53	25	1	1	0	100.0	9
DAVIS, K.	WA	T20	.176	37	91	12	16	5	0	5	36	8	28	13	0	0	0	-	2
O'NEILL, T.	WA	T20	.172	77	215	21	37	8	0	9	72	27	61	21	0	0	0	-	7
URIAS, J.	WA	T20	.140	19	43	4	6	0	0	1	9	3	16	3	1	1	0	100.0	0
GREINER, G.	WA	T20	.136	50	110	14	15	2	0	9	44	17	41	9	0	0	0	-	3
DAVIES, Z.	WA	T20	.130	25	54	1	7	1	0	0	8	6	23	4	0	0	0	-	1
NIDO, T.	WA	T20	.114	24	44	4	5	1	0	2	12	2	8	4	0	0	0	-	5
MOREJON, A.	WA	T20	.000	6	8	1	0	0	0	0	0	0	3	1	0	0	0	-	0
THAISS, M.	WA	T20	.000	2	7	0	0	0	0	0	0	0	5	1	0	0	0	-	0
MAY, T.	WA	T20	.000	27	2	0	0	0	0	0	0	0	0	0	0	0	0	-	0
ARMSTRONG, S.	WA	T20	.000	29	1	0	0	0	0	0	0	0	0	0	0	0	0	-	0
GARRETT, A.	WA	T20	.000	43	1	1	0	0	0	0	0	0	1	0	0	0	0	-	0
WILLIAMS, D.	WA	T20	.000	45	1	0	0	0	0	0	0	0	0	0	0	0	0	-	0
HADER, J.	WA	T20	-	27	0	0	0	0	0	0	0	0	0	0	0	0	0	-	0
STASHAK, C.	WA	T20	-	29	0	0	0	0	0	0	0	0	0	0	0	0	0	-	0
Waukesha Freeman			.231	1790	4394	526	1017	219	10	153	1715	505	1118	416	82	63	19	76.8	74

36 Players	Tm	Lg	AVG	OBP	SLG	OPS	ISO	SECA	TA	RCON	RC	RC/G	PA	IBB	HBP	SH	SF
CHAVEZ, J.	WA	T20	1.000	1.000	1.000	2.000	.000	.000	-	.5	1.0	-	1	0	0	0	0
MATZEK, T.	WA	T20	.500	.500	.500	1.000	.000	.000	1.000	.2	.5	13.5	2	0	0	0	0
PINA, M.	WA	T20	.315	.413	.630	1.042	.315	.463	1.132	6.9	14.4	10.2	63	0	1	0	0
FUENTES, J.	WA	T20	.307	.327	.507	.834	.200	.228	.770	9.0	35.1	6.2	223	0	1	0	1
FERGUSON, C.	WA	T20	.286	.286	.571	.857	.286	.286	.800	.2	1.1	6.2	7	0	0	0	0
MERRIFIELD, W.	WA	T20	.284	.334	.457	.792	.173	.268	.772	20.9	83.0	5.6	580	3	6	0	1
BELT, B.	WA	T20	.279	.414	.523	.937	.244	.462	1.020	19.0	45.1	8.2	244	5	1	0	1
BELLINGER, C.	SS	T20	.266	.331	.477	.808	.211	.335	.809	10.1	36.2	6.0	239	1	0	0	0
BIGGIO, C.	WA	T20	.254	.354	.432	.786	.178	.345	.801	20.8	81.3	5.8	570	0	3	0	0
REYES, V.	WA	T20	.247	.277	.352	.629	.105	.177	.559	-6.6	35.3	3.4	379	1	2	0	2
MOORE, D.	WA	T20	.235	.369	.447	.816	.212	.376	.870	3.6	14.7	5.7	103	1	4	0	0
BASSITT, C.	WA	T20	.234	.280	.298	.578	.064	.128	.472	-2.0	4.4	2.9	55	0	0	5	0
RUIZ, R.	WA	T20	.223	.306	.372	.678	.149	.268	.624	-1.2	39.9	4.0	379	2	1	0	2
KELLY, C.	WA	T20	.222	.245	.357	.602	.135	.163	.483	-9.8	20.2	2.7	261	0	1	0	1
BRAULT, S.	WA	T20	.222	.300	.333	.633	.111	.222	.545	-.6	2.8	2.8	35	0	0	5	0
GARCIA, L.	WA	T20	.221	.250	.352	.602	.131	.166	.496	-6.2	12.6	2.9	152	0	0	0	1
ESPINAL, S.	WA	T20	.219	.248	.265	.513	.046	.093	.407	-9.4	10.5	2.4	157	1	1	0	0
CARLSON, D.	WA	T20	.202	.248	.371	.619	.169	.234	.529	-3.8	11.0	2.9	133	0	0	0	1
YELICH, C.	WA	T20	.199	.317	.372	.690	.173	.346	.679	1.1	30.0	4.3	271	0	1	0	0
BURNES, C.	WA	T20	.195	.233	.195	.428	.000	.049	.303	-3.9	2.3	1.6	47	0	0	4	0
GIBSON, K.	WA	T20	.184	.279	.211	.490	.026	.158	.419	-2.5	2.6	2.3	43	0	0	0	0
ANDRUS, E.	WA	T20	.177	.251	.303	.554	.126	.228	.472	-12.8	18.2	2.3	279	3	0	0	0
DAVIS, K.	WA	T20	.176	.292	.396	.688	.220	.363	.662	-.0	10.9	3.8	106	0	2	0	0
O'NEILL, T.	WA	T20	.172	.250	.335	.585	.163	.260	.514	-8.7	17.3	2.5	240	2	2	0	2
URIAS, J.	WA	T20	.140	.196	.209	.405	.070	.163	.351	-4.3	2.1	1.5	47	0	0	1	0
GREINER, G.	WA	T20	.136	.221	.400	.621	.264	.345	.571	-3.8	9.3	2.6	122	0	3	0	0
DAVIES, Z.	WA	T20	.130	.203	.148	.352	.019	.093	.271	-6.5	2.0	1.0	64	0	1	5	0
NIDO, T.	WA	T20	.114	.188	.273	.460	.159	.250	.364	-3.9	1.1	.7	48	1	0	0	0
MOREJON, A.	WA	T20	.000	.111	.000	.111	.000	.125	.125	-1.7	.0	.1	9	0	0	0	0
THAISS, M.	WA	T20	.000	.125	.000	.125	.000	.143	.143	-1.4	.0	.1	8	0	0	0	0
MAY, T.	WA	T20	.000	.000	.000	.000	.000	.000	.000	-.5	.0	.0	2	0	0	0	0
ARMSTRONG, S.	WA	T20	.000	.000	.000	.000	.000	.000	.000	-.3	.0	.0	1	0	0	0	0
GARRETT, A.	WA	T20	.000	.000	.000	.000	.000	.000	.000	-.3	.0	.0	1	0	0	0	0
WILLIAMS, D.	WA	T20	.000	.000	.000	.000	.000	.000	.000	-.3	.0	.0	1	0	0	0	0
HADER, J.	WA	T20	-	-	-	-	-	-	-	.0	-	-	0	0	0	0	0
STASHAK, C.	WA	T20	-	-	-	-	-	-	-	.0	-	-	0	0	0	0	0
Waukesha Freeman			.231	.302	.390	.692	.159	.264	.641	2.1	527.3	4.1	4872	20	30	20	12





**Buckeyes**

**BRADENTON**

# BRADENTON BUCKEYES 2021 Opening Day Starting Lineup

1-Cesar Hernandez, 2B 2-Kyle Seager, 3B 3-Mike Yastrzemski, LF 4-Teoscar Hernandez, CF  
5-Adam Duvall, RF 6-Jesus Aguilar, 1B 7-Isiah Kiner-Falefa 8-Victor Caratini, C  
9-Adam Wainwright, P



# **Bob Wood**

**17730 Burnham Avenue**

**Lansing, IL 60438**

**(708) 895-0967**

**rlwood14@yahoo.com**



16 Pitchers	Tm	Lg	W	L	PCT	SV	ERA	G	GS	CG	SHO	QS	IP	H	R	ER	HR	SO	BB
HEUER, C.	BR	T20	7	4	.636	9	1.96	41	0	0	0	0	55.0	19	12	12	5	50	17
MELANCON, M.	BR	T20	4	2	.667	3	2.31	42	0	0	0	0	50.2	32	13	13	5	42	14
DAYTON, G.	BR	T20	2	1	.667	3	2.39	46	0	0	0	0	64.0	34	19	17	8	59	19
BUEHLER, W.	BR	T20	7	2	.778	0	2.63	14	13	0	0	8	78.2	67	29	23	9	76	19
GARCIA, B.	BR	T20	3	1	.750	0	2.75	46	0	0	0	0	55.2	34	17	17	5	39	24
MARTIN, C.	BR	T20	2	3	.400	18	2.90	38	0	0	0	0	40.1	27	16	13	6	35	13
WAINWRIGHT, A.	BR	T20	12	7	.632	0	2.95	23	23	4	3	14	158.2	126	61	52	22	123	47
CEASE, D.	BR	T20	5	1	.833	0	3.10	11	7	2	2	4	52.1	52	20	18	6	43	17
YARBROUGH, R.	BR	T20	8	3	.727	1	3.57	26	18	2	2	6	116.0	98	56	46	17	94	39
CABRERA, G.	BR	T20	1	1	.500	1	3.57	35	0	0	0	0	45.1	34	22	18	6	47	27
PETERSON, D.	BR	T20	7	6	.538	0	3.94	22	19	0	0	10	112.0	100	52	49	20	85	48
CASTRO, M.	BR	T20	0	0	-	2	3.98	9	0	0	0	0	20.1	17	9	9	3	22	5
SENZATELA, A.	BR	T20	6	12	.333	0	4.51	27	27	1	0	10	151.2	141	82	76	28	106	52
GIOLITO, L.	BR	T20	9	11	.450	0	4.71	25	25	6	3	10	153.0	129	84	80	28	188	57
ANTONE, T.	BR	T20	2	3	.400	0	5.48	32	0	0	0	0	46.0	50	28	28	14	47	19
BEMBOOM, A.	BR	T20	0	0	-	0	8.38	4	0	0	0	0	9.2	23	10	9	2	13	6
Bradenton Buckeyes			75	57	.568	37	3.57	441	132	15	10	62	1209.1	983	530	480	184	1069	423

16 Pitchers	Tm	Lg	SUP/9	R/9	ERA	BF/9	BR/9	H/9	BB/9	SO/9	HR/9	ERPT	OBA	BF	BR	IBB	HB	WP	BK
HEUER, C.	BR	T20	.0	1.96	1.96	32.4	5.9	3.1	2.8	8.2	.82	13.1	.106	198	36	0	0	0	0
MELANCON, M.	BR	T20	.0	2.31	2.31	34.8	8.5	5.7	2.1	7.5	.89	10.1	.180	196	48	2	4	1	0
DAYTON, G.	BR	T20	.0	2.67	2.39	33.9	7.7	4.8	2.7	8.3	1.13	12.2	.157	241	55	0	2	0	0
BUEHLER, W.	BR	T20	4.7	3.32	2.63	37.1	10.0	7.7	2.2	8.7	1.03	12.9	.221	324	87	0	1	3	0
GARCIA, B.	BR	T20	.0	2.75	2.75	35.4	9.9	5.5	3.6	6.3	.81	8.4	.183	219	61	2	5	0	0
MARTIN, C.	BR	T20	.0	3.57	2.90	35.7	9.4	6.0	2.7	7.8	1.34	5.4	.191	160	42	1	3	0	0
WAINWRIGHT, A.	BR	T20	5.2	3.46	2.95	36.8	10.2	7.1	2.7	7.0	1.25	20.4	.214	649	179	0	6	0	0
CEASE, D.	BR	T20	6.4	3.44	3.10	39.0	12.0	8.9	2.9	7.4	1.03	5.9	.249	227	70	0	1	0	0
YARBROUGH, R.	BR	T20	4.0	4.34	3.57	37.9	11.3	7.6	2.9	7.3	1.32	6.9	.227	488	146	1	10	4	0
CABRERA, G.	BR	T20	.0	4.37	3.57	40.3	12.7	6.8	5.4	9.3	1.19	2.7	.199	203	64	0	3	1	0
PETERSON, D.	BR	T20	3.7	4.18	3.94	38.3	12.1	8.0	3.8	6.8	1.61	2.1	.237	476	150	1	3	0	0
CASTRO, M.	BR	T20	.0	3.98	3.98	36.3	9.7	7.5	2.2	9.7	1.33	.3	.221	82	22	0	0	0	0
SENZATELA, A.	BR	T20	4.3	4.87	4.51	38.9	11.8	8.4	3.1	6.3	1.66	-6.8	.239	656	199	0	6	0	0
GIOLITO, L.	BR	T20	4.6	4.94	4.71	37.6	11.2	7.6	3.4	11.1	1.65	-10.2	.226	639	191	0	5	3	0
ANTONE, T.	BR	T20	.0	5.48	5.48	40.1	13.5	9.8	3.7	9.2	2.74	-7.0	.275	205	69	0	0	2	0
BEMBOOM, A.	BR	T20	.0	9.31	8.38	54.0	27.0	21.4	5.6	12.1	1.86	-4.6	.442	58	29	0	0	0	0
Bradenton Buckeyes			3.1	3.94	3.57	37.4	10.8	7.3	3.1	8.0	1.37	71.7	.219	5021	1448	7	49	14	0

35 Players	Tm	Lg	AVG	G	AB	R	H	2B	3B	HR	TB	RBI	SO	BB	ASB	SB	CS	SBP	GDP
HEUER, C.	BR	T20	.500	41	2	0	1	0	0	0	1	0	0	0	0	0	0	-	0
EVANS, P.	BR	T20	.372	68	78	14	29	7	0	3	45	13	13	11	1	1	0	100.0	1
TORRENS, L.	BR	T20	.362	36	80	7	29	7	0	2	42	13	9	6	0	0	0	-	1
ANTONE, T.	BR	T20	.333	32	3	1	1	1	0	0	2	0	0	0	0	0	0	-	0
HERNANDEZ, T.	BR	T20	.306	116	428	75	131	14	4	33	252	99	128	31	17	15	2	88.2	14
HERNANDEZ, C.	BR	T20	.305	129	505	77	154	46	1	0	202	45	106	55	3	2	1	66.7	3
YASTRZEMSKI, M.	BR	T20	.300	123	426	64	128	30	7	19	229	71	111	63	4	3	1	75.0	3
CASTRO, H.	BR	T20	.288	77	125	19	36	7	0	0	43	10	29	11	1	1	0	100.0	6
CARATINI, V.	BR	T20	.285	90	267	20	76	16	0	3	101	26	69	20	1	1	0	100.0	2
FARMER, K.	BR	T20	.264	52	87	6	23	1	0	0	24	6	19	7	1	0	1	.0	2
TREVINO, J.	BR	T20	.257	30	74	8	19	8	0	0	27	4	11	4	0	0	0	-	1
KINER-FALEFA, I.	BR	T20	.254	123	448	46	114	5	4	3	136	33	82	27	17	10	7	58.8	15
AGUILAR, J.	BR	T20	.241	119	394	47	95	14	2	16	161	54	82	51	0	0	0	-	7
SEAGER, K.	BR	T20	.223	93	291	36	65	12	1	7	100	33	49	36	8	5	3	62.5	2
LOWE, N.	BR	T20	.218	36	78	10	17	6	0	5	38	11	34	10	4	2	2	50.0	0
MAZARA, N.	BR	T20	.216	46	111	7	24	2	0	1	29	9	39	9	0	0	0	-	4
VILLAR, J.	BR	T20	.211	86	161	34	34	1	1	0	37	10	48	22	33	29	4	87.9	0
DUVALL, A.	BR	T20	.206	118	417	60	86	9	1	32	193	73	118	45	0	0	0	-	8
SENZEL, N.	BR	T20	.203	31	59	11	12	4	0	2	22	5	16	6	0	0	0	-	2
BEMBOOM, A.	BR	T20	.197	78	76	12	15	1	0	5	31	10	22	9	0	0	0	-	0
BEATY, M.	BR	T20	.197	32	61	8	12	3	0	3	24	9	18	1	0	0	0	-	1
WAINWRIGHT, A.	BR	T20	.196	23	56	6	11	1	0	1	15	9	16	4	0	0	0	-	1
DeJONG, P.	BR	T20	.185	98	195	17	36	7	0	2	49	14	53	19	1	1	0	100.0	2
PETERSON, D.	BR	T20	.176	22	34	4	6	0	0	0	6	4	11	2	0	0	0	-	0
SENZATELA, A.	BR	T20	.163	27	43	3	7	1	0	0	8	6	15	1	0	0	0	-	0
YARBROUGH, R.	BR	T20	.152	26	33	1	5	1	0	0	6	3	11	4	0	0	0	-	0
CEASE, D.	BR	T20	.143	11	14	2	2	1	0	0	3	2	7	2	0	0	0	-	0
BUEHLER, W.	BR	T20	.125	14	24	0	3	0	0	0	3	1	7	2	0	0	0	-	0
GIOLITO, L.	BR	T20	.100	25	50	2	5	1	1	1	11	4	17	2	0	0	0	-	1
DAYTON, G.	BR	T20	.000	46	3	0	0	0	0	0	0	0	3	0	0	0	0	-	0
GARCIA, B.	BR	T20	.000	46	1	0	0	0	0	0	0	0	1	1	0	0	0	-	0
CABRERA, G.	BR	T20	.000	35	1	0	0	0	0	0	0	0	0	0	0	0	0	-	0
CASTRO, M.	BR	T20	-	9	0	0	0	0	0	0	0	0	0	0	0	0	0	-	0
MARTIN, C.	BR	T20	-	38	0	0	0	0	0	0	0	0	0	0	0	0	0	-	0
MELANCON, M.	BR	T20	-	42	0	0	0	0	0	0	0	0	0	0	0	0	0	-	0
Bradenton Buckeyes			.254	2018	4625	597	1176	206	22	138	1840	577	1144	461	91	70	21	76.9	76



35 Players	Tm	Lg	AVG	OBP	SLG	OPS	ISO	SECA	TA	RCON	RC	RC/G	PA	IBB	HBP	SH	SF
HEUER, C.	BR	T20	.500	.500	.500	1.000	.000	.000	1.000	.2	.5	13.5	2	0	0	0	0
EVANS, P.	BR	T20	.372	.473	.577	1.050	.205	.359	1.220	11.5	22.9	12.3	93	0	4	0	0
TORRENS, L.	BR	T20	.362	.407	.525	.932	.163	.237	.923	6.8	17.2	8.8	87	0	0	1	0
ANTONE, T.	BR	T20	.333	.333	.667	1.000	.333	.333	1.000	.3	.7	9.0	3	0	0	0	0
HERNANDEZ, T.	BR	T20	.306	.356	.589	.944	.283	.386	.962	38.5	86.4	7.4	464	2	3	0	2
HERNANDEZ, C.	BR	T20	.305	.372	.400	.772	.095	.206	.732	17.8	79.9	6.0	564	2	1	0	3
YASTRZEMSKI, M.	BR	T20	.300	.394	.538	.931	.237	.390	.990	38.8	95.7	8.5	495	4	4	0	2
CASTRO, H.	BR	T20	.288	.346	.344	.690	.056	.152	.579	.6	13.8	3.9	136	2	0	0	0
CARATINI, V.	BR	T20	.285	.347	.378	.725	.094	.172	.668	4.7	37.1	5.1	298	4	7	1	3
FARMER, K.	BR	T20	.264	.319	.276	.595	.011	.080	.463	-3.4	7.5	3.0	96	0	0	1	0
TREVINO, J.	BR	T20	.257	.291	.365	.656	.108	.162	.554	-1.0	8.0	3.8	79	0	0	0	1
KINER-FALEFA, I.	BR	T20	.254	.299	.304	.603	.049	.116	.494	-15.6	38.2	2.9	481	0	3	0	3
AGUILAR, J.	BR	T20	.241	.327	.409	.735	.168	.297	.693	6.7	54.5	4.8	447	0	0	0	2
SEAGER, K.	BR	T20	.223	.321	.344	.665	.120	.251	.636	-1.8	34.6	4.0	333	2	6	0	0
LOWE, N.	BR	T20	.218	.307	.487	.794	.269	.397	.794	2.0	11.8	5.0	88	1	0	0	0
MAZARA, N.	BR	T20	.216	.285	.261	.546	.045	.126	.440	-5.5	8.2	2.4	123	0	2	0	1
VILLAR, J.	BR	T20	.211	.304	.230	.534	.019	.311	.672	-1.6	16.5	3.4	185	0	0	1	1
DUVALL, A.	BR	T20	.206	.288	.463	.751	.257	.365	.717	7.0	56.4	4.4	472	2	5	0	5
SENZEL, N.	BR	T20	.203	.269	.373	.642	.169	.271	.571	-1.0	5.9	3.1	67	0	0	0	2
BEMBOOM, A.	BR	T20	.197	.315	.408	.723	.211	.329	.721	1.0	10.8	4.8	89	0	4	0	0
BEATY, M.	BR	T20	.197	.258	.393	.651	.197	.213	.580	-1.2	6.2	3.3	67	0	4	1	0
WAINWRIGHT, A.	BR	T20	.196	.250	.268	.518	.071	.143	.413	-3.6	4.0	2.1	64	0	0	4	0
DeJONG, P.	BR	T20	.185	.257	.251	.508	.067	.169	.435	-12.0	13.9	2.3	218	0	1	0	3
PETERSON, D.	BR	T20	.176	.222	.176	.399	.000	.059	.286	-3.6	1.7	1.5	40	0	0	4	0
SENZATELA, A.	BR	T20	.163	.182	.186	.368	.023	.047	.250	-5.1	1.9	1.2	51	0	0	7	0
YARBROUGH, R.	BR	T20	.152	.237	.182	.419	.030	.152	.357	-3.0	2.0	1.7	41	0	0	3	1
CEASE, D.	BR	T20	.143	.250	.214	.464	.071	.214	.417	-1.1	1.0	2.0	18	0	0	2	0
BUEHLER, W.	BR	T20	.125	.192	.125	.317	.000	.083	.238	-3.2	.9	1.0	29	0	0	3	0
GIOLITO, L.	BR	T20	.100	.135	.220	.355	.120	.160	.283	-6.5	1.5	.8	58	0	0	6	0
DAYTON, G.	BR	T20	.000	.000	.000	.000	.000	.000	.000	-.8	.0	.0	4	0	0	1	0
GARCIA, B.	BR	T20	.000	.500	.000	.500	.000	1.000	1.000	.1	.1	3.5	2	0	0	0	0
CABRERA, G.	BR	T20	.000	.000	.000	.000	.000	.000	.000	-.3	.0	.0	1	0	0	0	0
CASTRO, M.	BR	T20	-	-	-	-	-	-	-	.0	.0	.0	1	0	0	1	0
MARTIN, C.	BR	T20	-	-	-	-	-	-	-	.0	-	-	0	0	0	0	0
MELANCON, M.	BR	T20	-	-	-	-	-	-	-	.0	-	-	0	0	0	0	0
Bradenton Buckeyes			.254	.326	.398	.724	.144	.254	.681	65.8	621.0	4.6	5196	19	44	36	29

Morgantown



WV



# MORGANTOWN RAIDERS 2021 Opening Day Starting Lineup

1-Mookie Betts, RF    2-Jeff McNeil, CF    3-Randy Arozarena, LF    4-Trevor Story, SS  
5-Eugenio Suarez, 3B    6-Josh Bell, 1B    7-Danny Mendick, 2B    8-Jorge Alfaro, C  
9-Brady Singer, P





# Gerry Hobbs

805 Lakeview Estates

Morgantown, WV 26508

(304) 594-0369

[Gerald.Hobbs@mail.wvu.edu](mailto:Gerald.Hobbs@mail.wvu.edu)

18 Pitchers	Tm	Lg	W	L	PCT	SV	ERA	G	GS	CG	SHO	QS	IP	H	R	ER	HR	SO	BB
MARSHALL, E.	MR	T20	2	3	.400	2	1.71	31	0	0	0	0	42.0	29	9	8	5	54	9
PETIT, Y.	MR	T20	3	1	.750	1	1.91	44	0	0	0	0	56.2	32	15	12	5	34	14
FAIRBANKS, P.	MR	T20	5	1	.833	0	2.85	41	4	0	0	3	75.2	59	24	24	7	88	26
ROGERS, T.	MR	T20	1	1	.500	1	2.90	37	0	0	0	0	40.1	37	15	13	5	33	7
MONTERO, R.	MR	T20	3	0	1.000	0	3.34	20	0	0	0	0	32.1	21	13	12	4	36	15
GREEN, C.	MR	T20	1	1	.500	0	3.44	40	0	0	0	0	49.2	48	19	19	10	40	9
SLEGERS, A.	MR	T20	6	2	.750	0	3.57	15	7	1	1	3	58.0	46	23	23	9	47	13
MEANS, J.	MR	T20	5	7	.417	0	3.94	17	17	1	1	8	105.0	98	48	46	20	97	30
JEFFRESS, J.	MR	T20	3	5	.375	23	4.00	38	0	0	0	0	45.0	21	20	20	3	27	20
McCULLERS, L.	MR	T20	10	6	.625	0	4.02	22	22	1	0	12	130.0	122	73	58	18	110	50
WILLIAMS, T.	MR	T20	3	2	.600	0	4.27	8	8	1	1	3	46.1	55	22	22	5	28	24
WICK, R.	MR	T20	3	3	.500	0	4.66	24	0	0	0	0	36.2	28	20	19	8	22	14
DUFFY, D.	MR	T20	5	6	.455	0	4.69	20	20	3	2	8	117.0	122	73	61	12	135	53
SINGER, B.	MR	T20	7	13	.350	0	5.04	27	27	2	0	10	150.0	159	94	84	26	145	49
STRATTON, C.	MR	T20	3	2	.600	1	5.18	29	0	0	0	0	41.2	50	26	24	2	43	15
ROARK, T.	MR	T20	4	7	.364	0	5.84	15	14	0	0	3	69.1	87	52	45	10	57	37
LORENZEN, M.	MR	T20	2	2	.500	0	6.00	18	7	0	0	1	57.0	70	40	38	6	52	26
ANDERSON, C.	MR	T20	1	3	.250	0	9.82	8	6	1	0	1	29.1	51	33	32	10	29	7
Morgantown Raiders			67	65	.508	28	4.26	454	132	10	5	52	1182.0	1135	619	560	165	1077	418

18 Pitchers	Tm	Lg	SUP/9	R/9	ERA	BF/9	BR/9	H/9	BB/9	SO/9	HR/9	ERPT	OBA	BF	BR	IBB	HB	WP	BK
MARSHALL, E.	MR	T20	.0	1.93	1.71	34.9	7.7	6.2	1.5	11.6	1.07	11.2	.188	163	36	2	0	0	0
PETIT, Y.	MR	T20	.0	2.38	1.91	34.1	7.3	5.1	1.7	5.4	.79	13.9	.162	215	46	3	3	0	0
FAIRBANKS, P.	MR	T20	.8	2.85	2.85	35.7	10.0	7.0	3.0	10.5	.83	10.5	.216	300	84	1	0	1	0
ROGERS, T.	MR	T20	.0	3.35	2.90	37.0	8.9	8.3	.7	7.4	1.12	5.4	.233	166	40	4	0	3	0
MONTERO, R.	MR	T20	.0	3.62	3.34	37.3	10.6	5.8	4.2	10.0	1.11	2.8	.181	134	38	0	2	0	0
GREEN, C.	MR	T20	.0	3.44	3.44	36.1	10.3	8.7	1.6	7.2	1.81	3.7	.254	199	57	0	0	2	0
SLEGERS, A.	MR	T20	5.9	3.57	3.57	36.3	9.9	7.1	2.0	7.3	1.40	3.5	.216	234	64	0	5	0	0
MEANS, J.	MR	T20	4.5	4.11	3.94	37.5	11.0	8.4	2.5	8.3	1.71	1.9	.244	438	128	1	1	3	0
JEFFRESS, J.	MR	T20	.0	4.00	4.00	35.2	8.4	4.2	3.6	5.4	.60	.5	.138	176	42	2	3	0	0
McCULLERS, L.	MR	T20	6.0	5.05	4.02	38.8	12.4	8.4	3.5	7.6	1.25	1.3	.245	560	179	0	7	0	0
WILLIAMS, T.	MR	T20	2.7	4.27	4.27	41.0	15.7	10.7	4.7	5.4	.97	-.9	.301	211	81	0	2	0	0
WICK, R.	MR	T20	.0	4.91	4.66	37.1	10.3	6.9	3.4	5.4	1.96	-2.3	.204	151	42	0	0	0	0
DUFFY, D.	MR	T20	4.9	5.62	4.69	40.6	13.8	9.4	3.9	10.4	.92	-7.6	.263	528	180	2	7	4	0
SINGER, B.	MR	T20	4.7	5.64	5.04	39.5	13.0	9.5	2.9	8.7	1.56	-15.6	.266	658	217	0	9	5	1
STRATTON, C.	MR	T20	.0	5.62	5.18	40.4	14.0	10.8	3.2	9.3	.43	-5.0	.294	187	65	0	0	0	0
ROARK, T.	MR	T20	5.6	6.75	5.84	42.8	16.2	11.3	4.7	7.4	1.30	-13.4	.305	330	125	1	2	2	0
LORENZEN, M.	MR	T20	3.6	6.32	6.00	41.5	15.6	11.1	4.1	8.2	.95	-12.0	.304	263	99	0	3	1	0
ANDERSON, C.	MR	T20	4.6	10.13	9.82	46.3	20.3	15.6	2.1	8.9	3.07	-18.6	.378	151	66	0	8	0	0
Morgantown Raiders			3.2	4.71	4.26	38.6	12.1	8.6	3.1	8.2	1.26	-20.7	.249	5064	1589	16	52	21	1

35 Players	Tm	Lg	AVG	G	AB	R	H	2B	3B	HR	TB	RBI	SO	BB	ASB	SB	CS	SBP	GDP
SMITH, W.	MR	T20	.358	88	271	60	97	23	0	26	198	74	39	38	0	0	0	-	5
BETTS, M.	MR	T20	.298	126	494	98	147	22	4	26	255	80	80	41	23	20	3	87.0	5
McNEIL, J.	MR	T20	.292	118	418	58	122	38	0	7	181	37	49	41	3	1	2	33.3	7
AROZARENA, R.	MR	T20	.281	78	167	30	47	6	0	17	104	52	39	17	2	2	0	100.0	4
WILLIAMS, T.	MR	T20	.273	8	11	1	3	0	0	0	3	0	3	0	0	0	0	-	0
STORY, T.	MR	T20	.272	132	555	87	151	24	6	18	241	60	136	49	30	23	7	76.7	7
CORDERO, F.	MR	T20	.263	23	38	9	10	1	0	3	20	8	6	7	2	2	0	100.0	0
LUPLOW, J.	MR	T20	.262	61	126	25	33	11	1	7	67	20	25	21	0	0	0	-	2
MENDICK, D.	MR	T20	.258	76	182	17	47	6	6	2	71	19	26	10	2	1	1	50.0	5
JOYCE, M.	MR	T20	.252	87	230	26	58	7	0	6	83	25	70	32	0	0	0	-	2
VOGT, S.	MR	T20	.232	34	56	10	13	5	0	2	24	10	15	6	0	0	0	-	0
SINGER, B.	MR	T20	.231	27	39	6	9	0	0	0	9	5	10	5	0	0	0	-	0
TAVERAS, L.	MR	T20	.229	76	188	33	43	9	1	9	81	25	72	19	19	18	1	94.7	0
MEANS, J.	MR	T20	.222	17	27	2	6	1	0	0	7	4	9	1	0	0	0	-	0
KEMP, T.	MR	T20	.222	84	212	30	47	15	0	0	62	14	39	28	1	1	0	100.0	1
BELL, J.	MR	T20	.221	125	447	43	99	6	1	18	161	74	136	35	1	1	0	100.0	8
SUAREZ, E.	MR	T20	.214	126	429	79	92	15	0	45	242	83	139	74	2	2	0	100.0	14
ALFARO, J.	MR	T20	.212	75	193	18	41	1	0	7	63	14	62	9	0	0	0	-	2
DIETRICH, D.	MR	T20	.203	73	128	20	26	3	1	8	55	22	37	13	1	0	1	.0	3
GONZALEZ, M.	MR	T20	.201	86	184	19	37	6	0	9	70	20	43	15	0	0	0	-	4
DUFFY, D.	MR	T20	.182	20	33	3	6	3	1	1	14	5	12	1	0	0	0	-	0
LORENZEN, M.	MR	T20	.154	19	13	1	2	0	0	1	5	2	2	0	0	0	0	-	0
ROARK, T.	MR	T20	.150	15	20	4	3	0	0	1	6	1	6	3	0	0	0	-	0
SLEGGERS, A.	MR	T20	.125	15	16	0	2	0	0	0	2	1	6	1	0	0	0	-	1
FAIRBANKS, P.	MR	T20	.111	41	9	1	1	0	0	1	4	1	3	0	0	0	0	-	1
McCULLERS, L.	MR	T20	.103	22	39	3	4	0	0	0	4	0	13	5	0	0	0	-	0
ANDERSON, C.	MR	T20	.000	8	7	0	0	0	0	0	0	0	5	0	0	0	0	-	0
STRATTON, C.	MR	T20	.000	29	5	0	0	0	0	0	0	0	2	1	0	0	0	-	0
PETIT, Y.	MR	T20	.000	44	2	0	0	0	0	0	0	0	1	0	0	0	0	-	0
GREEN, C.	MR	T20	-	40	0	0	0	0	0	0	0	0	0	0	0	0	0	-	0
JEFFRESS, J.	MR	T20	.000	38	1	0	0	0	0	0	0	0	0	0	0	0	0	-	0
MARSHALL, E.	MR	T20	.000	31	1	0	0	0	0	0	0	0	1	0	0	0	0	-	0
WICK, R.	MR	T20	.000	24	1	0	0	0	0	0	0	0	0	0	0	0	0	-	0
MONTERO, R.	MR	T20	-	20	0	0	0	0	0	0	0	0	0	0	0	0	0	-	0
ROGERS, T.	MR	T20	-	37	0	0	0	0	0	0	0	0	0	0	0	0	0	-	0
Morgantown Raiders			.252	1923	4542	683	1146	202	21	214	2032	656	1086	472	86	71	15	82.6	71

35 Players	Tm	Lg	AVG	OBP	SLG	OPS	ISO	SECA	TA	RCON	RC	RC/G	PA	IBB	HBP	SH	SF
SMITH, W.	MR	T20	.358	.439	.731	1.170	.373	.513	1.335	46.9	88.7	13.2	314	1	3	0	2
BETTS, M.	MR	T20	.298	.351	.516	.867	.219	.336	.893	33.1	93.0	7.0	538	4	1	0	2
McNEIL, J.	MR	T20	.292	.356	.433	.789	.141	.237	.738	14.9	65.0	5.7	463	3	2	0	2
AROZARENA, R.	MR	T20	.281	.373	.623	.996	.341	.455	1.056	18.5	39.3	8.5	193	2	8	0	1
WILLIAMS, T.	MR	T20	.273	.273	.273	.545	.000	.000	.375	-.6	.9	2.5	13	0	0	2	0
STORY, T.	MR	T20	.272	.331	.434	.765	.162	.279	.751	16.1	82.2	5.3	608	1	1	0	3
CORDERO, F.	MR	T20	.263	.370	.526	.896	.263	.500	1.036	3.7	8.6	8.0	46	0	0	0	1
LUPLOW, J.	MR	T20	.262	.373	.532	.905	.270	.437	.947	10.4	26.4	7.4	150	1	2	0	1
MENDICK, D.	MR	T20	.258	.294	.390	.684	.132	.187	.582	-1.9	19.7	3.7	195	1	0	0	2
JOYCE, M.	MR	T20	.252	.343	.361	.704	.109	.248	.667	2.6	31.2	4.8	266	0	1	1	2
VOGT, S.	MR	T20	.232	.306	.429	.735	.196	.304	.698	.8	7.8	4.9	62	0	0	0	0
SINGER, B.	MR	T20	.231	.318	.231	.549	.000	.128	.467	-1.7	3.9	2.8	52	0	0	8	0
TAVERAS, L.	MR	T20	.229	.300	.431	.730	.202	.394	.808	6.7	27.9	5.2	207	2	0	0	0
MEANS, J.	MR	T20	.222	.241	.259	.501	.037	.074	.381	-1.8	2.2	2.1	35	0	0	6	1
KEMP, T.	MR	T20	.222	.323	.292	.615	.071	.208	.578	-3.3	23.0	3.7	248	2	5	0	3
BELL, J.	MR	T20	.221	.282	.360	.642	.139	.219	.565	-8.8	45.9	3.5	489	2	4	0	3
SUAREZ, E.	MR	T20	.214	.329	.564	.893	.350	.527	.906	30.5	79.2	6.1	504	1	0	0	1
ALFARO, J.	MR	T20	.212	.257	.326	.584	.114	.161	.487	-8.3	16.4	2.9	206	2	3	0	1
DIETRICH, D.	MR	T20	.203	.299	.430	.729	.227	.320	.689	.9	16.4	4.1	147	0	5	0	1
GONZALEZ, M.	MR	T20	.201	.261	.380	.642	.179	.261	.570	-4.0	18.4	3.2	206	0	1	3	3
DUFFY, D.	MR	T20	.182	.200	.424	.624	.242	.273	.556	-1.1	3.0	2.5	40	0	0	5	1
LORENZEN, M.	MR	T20	.154	.154	.385	.538	.231	.231	.455	-.9	.8	1.7	15	0	0	2	0
ROARK, T.	MR	T20	.150	.261	.300	.561	.150	.300	.529	-.9	1.8	2.7	24	0	0	1	0
SLEGGERS, A.	MR	T20	.125	.167	.125	.292	.000	.063	.200	-2.3	.4	.6	20	0	0	2	1
FAIRBANKS, P.	MR	T20	.111	.111	.444	.556	.333	.333	.444	-.6	.0	.0	10	0	0	1	0
McCULLERS, L.	MR	T20	.103	.205	.103	.307	.000	.128	.257	-5.3	1.2	.9	45	0	0	1	0
ANDERSON, C.	MR	T20	.000	.000	.000	.000	.000	.000	.000	-1.8	.0	.0	9	0	0	2	0
STRATTON, C.	MR	T20	.000	.167	.000	.167	.000	.200	.200	-.9	.0	.2	6	0	0	0	0
PETIT, Y.	MR	T20	.000	.000	.000	.000	.000	.000	.000	-.5	.0	.0	2	0	0	0	0
GREEN, C.	MR	T20	-	-	-	-	-	-	-	.0	.0	.0	1	0	0	1	0
JEFFRESS, J.	MR	T20	.000	.000	.000	.000	.000	.000	.000	-.3	.0	.0	1	0	0	0	0
MARSHALL, E.	MR	T20	.000	.000	.000	.000	.000	.000	.000	-.3	.0	.0	1	0	0	0	0
WICK, R.	MR	T20	.000	.000	.000	.000	.000	.000	.000	-.3	.0	.0	1	0	0	0	0
MONTERO, R.	MR	T20	-	-	-	-	-	-	-	.0	-	-	0	0	0	0	0
ROGERS, T.	MR	T20	-	-	-	-	-	-	-	.0	-	-	0	0	0	0	0
Morgantown Raiders			.252	.326	.447	.773	.195	.311	.750	139.7	683.3	5.2	5117	22	36	35	31

CITY OF EVANSTON



**BEEES**

COOK COUNTY  
ILLINOIS



# EVANSTON BEES 2021 Opening Day Starting Lineup

1-Max Kepler, RF 2-Marcus Semien, SS 3-Kyle Tucker, LF 4-Jake Cronenworth, 2B  
5-Joey Votto, 1B 6-Maikel Franco, 3B 7-Garrett Hampson, CF 8-Danny Jansen, C  
9-Kyle Freeland, P



# **Al Keefer**

**2617 Princeton Ave**

**Evanston, IL 60201**

**(847) 328-8173**

**[alkeefe@comcast.net](mailto:alkeefe@comcast.net)**



18 Pitchers	Tm	Lg	W	L	PCT	SV	ERA	G	GS	CG	SHO	QS	IP	H	R	ER	HR	SO	BB
MURPHY, J.	EB	T20	0	0	-	0	.00	1	0	0	0	0	2.0	2	0	0	0	4	0
LAMET, D.	EB	T20	12	7	.632	0	1.65	22	22	9	6	20	174.2	85	34	32	16	187	49
MAYERS, M.	EB	T20	6	2	.750	11	3.16	42	0	0	0	0	51.1	39	18	18	7	52	11
STEPHENSON, R.	EB	T20	0	0	-	0	3.46	4	0	0	0	0	13.0	14	5	5	2	17	5
STRIPLING, R.	EB	T20	2	5	.286	0	3.48	9	9	1	0	3	51.2	53	26	20	6	41	18
EOVALDI, N.	EB	T20	5	10	.333	0	3.52	19	19	2	1	11	117.2	110	54	46	17	118	35
TATE, D.	EB	T20	0	1	.000	0	3.72	23	0	0	0	0	29.0	22	12	12	4	27	15
HATCH, T.	EB	T20	3	2	.600	2	3.99	34	1	0	0	1	47.1	41	22	21	5	41	18
DIAZ, E.	EB	T20	3	1	.750	6	4.22	47	0	0	0	0	49.0	26	23	23	9	61	23
LOAISIGA, J.	EB	T20	5	2	.714	0	4.25	32	3	0	0	2	59.1	51	29	28	7	44	19
SCHERZER, M.	EB	T20	8	14	.364	0	4.26	28	28	6	1	12	177.2	168	90	84	22	201	38
YOUNG, A.	EB	T20	2	2	.500	0	4.46	12	7	0	0	2	42.1	50	23	21	6	42	9
HEANEY, A.	EB	T20	9	10	.474	0	4.64	22	22	3	2	10	145.1	135	82	75	20	146	42
FREELAND, K.	EB	T20	8	9	.471	0	5.10	21	21	2	0	8	134.0	140	78	76	20	102	51
RYAN, K.	EB	T20	0	0	-	1	6.39	8	0	0	0	0	12.2	14	9	9	5	9	2
HOWARD, S.	EB	T20	0	2	.000	0	7.12	30	0	0	0	0	30.1	43	28	24	8	34	11
WILSON, J.	EB	T20	0	1	.000	0	9.68	37	0	0	0	0	30.2	36	34	33	6	37	25
GINKEL, K.	EB	T20	0	1	.000	0	15.63	14	0	0	0	0	12.2	33	27	22	5	14	10
Evanston Bees			63	69	.477	20	4.18	405	132	23	10	69	1180.2	1062	594	549	165	1177	381

18 Pitchers	Tm	Lg	SUP/9	R/9	ERA	BF/9	BR/9	H/9	BB/9	SO/9	HR/9	ERPT	OBA	BF	BR	IBB	HB	WP	BK
MURPHY, J.	EB	T20	.0	.00	.00	36.0	9.0	9.0	.0	18.0	.00	.9	.250	8	2	0	0	0	0
LAMET, D.	EB	T20	3.8	1.75	1.65	33.9	7.0	4.4	2.5	9.6	.82	47.7	.141	657	136	1	3	0	0
MAYERS, M.	EB	T20	.0	3.16	3.16	36.3	8.9	6.8	1.8	9.1	1.23	5.4	.204	207	51	1	2	0	0
STEPHENSON, R.	EB	T20	.0	3.46	3.46	37.4	13.2	9.7	3.5	11.8	1.38	.9	.286	54	19	0	0	0	0
STRIPLING, R.	EB	T20	4.2	4.53	3.48	38.7	12.9	9.2	3.1	7.1	1.05	3.6	.269	222	74	0	3	0	0
EOVALDI, N.	EB	T20	3.3	4.13	3.52	38.5	11.5	8.4	2.6	9.0	1.30	7.7	.242	503	151	1	7	6	0
TATE, D.	EB	T20	.0	3.72	3.72	38.5	11.8	6.8	4.3	8.4	1.24	1.2	.208	124	38	1	2	0	0
HATCH, T.	EB	T20	1.1	4.18	3.99	37.8	11.2	7.8	3.0	7.8	.95	.6	.234	199	59	2	2	0	0
DIAZ, E.	EB	T20	.0	4.22	4.22	36.6	8.8	4.8	3.7	11.2	1.65	-.6	.149	199	48	3	2	3	0
LOAISIGA, J.	EB	T20	1.1	4.40	4.25	36.9	10.9	7.7	2.4	6.7	1.06	-.9	.235	243	72	3	5	2	0
SCHERZER, M.	EB	T20	4.7	4.56	4.26	37.2	10.8	8.5	1.9	10.2	1.11	-2.9	.244	735	213	0	7	2	0
YOUNG, A.	EB	T20	5.3	4.89	4.46	38.7	12.5	10.6	1.9	8.9	1.28	-1.7	.289	182	59	0	0	0	0
HEANEY, A.	EB	T20	5.0	5.08	4.64	38.0	11.6	8.4	2.6	9.0	1.24	-8.7	.242	613	187	0	10	1	0
FREELAND, K.	EB	T20	4.4	5.24	5.10	39.3	13.2	9.4	3.4	6.9	1.34	-14.9	.268	585	197	1	7	0	0
RYAN, K.	EB	T20	.0	6.39	6.39	36.9	11.4	9.9	1.4	6.4	3.55	-3.2	.280	52	16	0	0	0	0
HOWARD, S.	EB	T20	.0	8.31	7.12	45.1	16.0	12.8	3.0	10.1	2.37	-10.2	.314	152	54	1	1	0	0
WILSON, J.	EB	T20	.0	9.98	9.68	44.3	17.9	10.6	6.8	10.9	1.76	-19.0	.295	151	61	2	2	3	0
GINKEL, K.	EB	T20	.0	19.18	15.63	56.8	30.6	23.4	7.1	9.9	3.55	-16.2	.478	80	43	0	0	0	0
Evanston Bees			3.2	4.53	4.18	37.9	11.3	8.1	2.8	9.0	1.26	-10.3	.236	4966	1480	16	53	17	0

33 Players	Tm	Lg	AVG	G	AB	R	H	2B	3B	HR	TB	RBI	SO	BB	ASB	SB	CS	SBP	GDP
MAYERS, M.	EB	T20	.333	42	3	1	1	1	0	0	2	0	0	0	0	0	0	-	0
STASSI, M.	EB	T20	.312	95	202	32	63	6	0	17	120	46	44	26	0	0	0	-	8
ENGEL, A.	EB	T20	.303	102	201	24	61	12	2	6	95	33	51	9	1	1	0	100.0	3
HAGGERTY, S.	EB	T20	.298	66	94	18	28	9	0	4	49	16	21	5	5	5	0	100.0	1
FRANCO, M.	EB	T20	.261	128	476	54	124	34	0	15	203	61	66	27	0	0	0	-	16
VOTTO, J.	EB	T20	.258	118	361	51	93	20	1	16	163	52	71	62	0	0	0	-	10
HAMPSON, G.	EB	T20	.250	107	372	43	93	8	7	11	148	43	121	33	13	12	1	92.3	3
MURPHY, J.	EB	T20	.240	69	50	3	12	3	0	0	15	1	24	2	0	0	0	-	0
SANCHEZ, Y.	EB	T20	.231	36	26	7	6	1	1	0	9	4	5	4	0	0	0	-	2
CRONENWORTH, J.	EB	T20	.230	112	369	45	85	22	5	8	141	47	62	35	11	6	5	54.5	5
TUCKER, K.	EB	T20	.230	128	430	52	99	16	8	17	182	56	119	34	16	15	1	93.8	7
EDMAN, T.	EB	T20	.228	100	337	51	77	9	2	9	117	31	72	44	5	1	4	20.0	4
CHAVIS, M.	EB	T20	.217	64	152	10	33	9	1	2	50	12	43	9	0	0	0	-	4
KEPLER, M.	EB	T20	.206	103	326	44	67	13	2	12	120	39	68	40	3	3	0	100.0	6
SEMIEN, M.	EB	T20	.197	109	427	56	84	10	4	11	135	32	97	31	6	4	2	66.7	5
STRIPLING, R.	EB	T20	.176	9	17	2	3	1	0	0	4	0	5	1	0	0	0	-	0
MEADOWS, A.	EB	T20	.175	64	137	11	24	4	0	2	34	7	50	15	2	2	0	100.0	2
JANSEN, D.	EB	T20	.169	84	189	14	32	8	1	4	54	15	50	37	0	0	0	-	3
EOVALDI, N.	EB	T20	.161	19	31	2	5	0	0	0	5	2	14	2	0	0	0	-	1
LAMET, D.	EB	T20	.137	22	51	4	7	4	1	0	13	1	19	7	0	0	0	-	0
SCHERZER, M.	EB	T20	.115	28	52	3	6	0	0	1	9	1	14	2	0	0	0	-	0
LOAISIGA, J.	EB	T20	.111	32	9	0	1	0	0	0	1	1	4	0	0	0	0	-	0
FREELAND, K.	EB	T20	.100	21	40	2	4	1	0	0	5	1	18	3	0	0	0	-	0
HEANEY, A.	EB	T20	.089	22	45	3	4	0	0	0	4	1	19	0	0	0	0	-	1
YOUNG, A.	EB	T20	.083	12	12	2	1	0	0	0	1	0	3	1	0	0	0	-	0
HATCH, T.	EB	T20	.000	34	3	0	0	0	0	0	0	0	2	0	0	0	0	-	0
TATE, D.	EB	T20	.000	23	2	0	0	0	0	0	0	0	1	0	0	0	0	-	0
STEPHENSON, R.	EB	T20	.000	4	1	0	0	0	0	0	0	0	0	0	0	0	0	-	0
GINKEL, K.	EB	T20	.000	14	1	0	0	0	0	0	0	0	0	0	0	0	0	-	0
HOWARD, S.	EB	T20	.000	30	1	0	0	0	0	0	0	0	0	0	0	0	0	-	0
RYAN, K.	EB	T20	-	8	0	0	0	0	0	0	0	0	0	1	0	0	0	-	0
DIAZ, E.	EB	T20	-	47	0	0	0	0	0	0	0	0	0	0	0	0	0	-	0
WILSON, J.	EB	T20	-	37	0	0	0	0	0	0	0	0	0	0	0	0	0	-	0
Evanston Bees			.229	1889	4417	534	1013	191	35	135	1679	502	1063	430	62	49	13	79.0	81

33 Players	Tm	Lg	AVG	OBP	SLG	OPS	ISO	SECA	TA	RCON	RC	RC/G	PA	IBB	HBP	SH	SF
MAYERS, M.	EB	T20	.333	.333	.667	1.000	.333	.333	1.000	.3	.6	5.7	4	0	0	1	0
STASSI, M.	EB	T20	.312	.390	.594	.984	.282	.411	1.000	21.2	45.3	8.2	231	2	1	0	2
ENGEL, A.	EB	T20	.303	.340	.473	.812	.169	.219	.748	7.8	31.9	6.0	212	2	2	0	0
HAGGERTY, S.	EB	T20	.298	.333	.521	.855	.223	.330	.881	6.3	17.1	6.9	99	0	0	0	0
FRANCO, M.	EB	T20	.261	.296	.426	.723	.166	.223	.625	3.6	56.4	4.1	510	2	0	0	7
VOTTO, J.	EB	T20	.258	.366	.452	.818	.194	.366	.813	19.0	61.8	6.0	426	0	1	0	2
HAMPSON, G.	EB	T20	.250	.310	.398	.708	.148	.266	.682	3.9	49.1	4.7	407	0	0	1	1
MURPHY, J.	EB	T20	.240	.269	.300	.569	.060	.100	.447	-2.3	4.2	3.0	52	0	0	0	0
SANCHEZ, Y.	EB	T20	.231	.333	.346	.679	.115	.269	.591	-0	2.7	3.3	30	0	0	0	0
CRONENWORTH, J.	EB	T20	.230	.295	.382	.677	.152	.249	.619	-3.8	41.8	3.8	407	0	0	0	3
TUCKER, K.	EB	T20	.230	.286	.423	.709	.193	.305	.684	4.1	53.9	4.2	469	1	1	0	4
EDMAN, T.	EB	T20	.228	.326	.347	.673	.119	.240	.623	-2.9	39.9	4.0	387	0	5	0	1
CHAVIS, M.	EB	T20	.217	.259	.329	.588	.112	.171	.480	-6.1	12.4	2.7	162	0	0	0	1
KEPLER, M.	EB	T20	.206	.293	.368	.661	.163	.294	.619	-2.7	36.8	3.7	369	0	1	0	2
SEMIEN, M.	EB	T20	.197	.251	.316	.567	.119	.197	.486	-20.9	34.3	2.6	459	0	0	0	1
STRIPLING, R.	EB	T20	.176	.222	.235	.458	.059	.118	.357	-1.4	1.0	1.8	19	0	0	1	0
MEADOWS, A.	EB	T20	.175	.257	.248	.505	.073	.197	.443	-8.4	9.5	2.2	152	0	0	0	0
JANSEN, D.	EB	T20	.169	.304	.286	.590	.116	.312	.569	-5.3	18.4	3.1	227	3	0	0	1
EOVALDI, N.	EB	T20	.161	.212	.161	.373	.000	.065	.259	-3.5	1.3	1.1	39	0	0	6	0
LAMET, D.	EB	T20	.137	.241	.255	.496	.118	.255	.455	-3.5	4.0	2.1	65	0	0	7	0
SCHERZER, M.	EB	T20	.115	.164	.173	.337	.058	.096	.261	-6.8	2.2	1.0	69	0	1	14	0
LOAISIGA, J.	EB	T20	.111	.111	.111	.222	.000	.000	.125	-1.5	.2	.5	10	0	0	1	0
FREELAND, K.	EB	T20	.100	.163	.125	.288	.025	.100	.222	-5.8	1.2	.8	47	0	0	4	0
HEANEY, A.	EB	T20	.089	.089	.089	.178	.000	.000	.095	-8.4	.4	.2	51	0	0	6	0
YOUNG, A.	EB	T20	.083	.154	.083	.237	.000	.083	.182	-2.0	.3	.6	15	0	0	2	0
HATCH, T.	EB	T20	.000	.000	.000	.000	.000	.000	.000	-8	.0	.0	3	0	0	0	0
TATE, D.	EB	T20	.000	.000	.000	.000	.000	.000	.000	-5	.0	.0	3	0	0	1	0
STEPHENSON, R.	EB	T20	.000	.000	.000	.000	.000	.000	.000	-3	.0	.0	2	0	0	1	0
GINKEL, K.	EB	T20	.000	.000	.000	.000	.000	.000	.000	-3	.0	.0	1	0	0	0	0
HOWARD, S.	EB	T20	.000	.000	.000	.000	.000	.000	.000	-3	.0	.0	1	0	0	0	0
RYAN, K.	EB	T20	-	1.000	-	-	-	-	-	.3	.3	-	1	0	0	0	0
DIAZ, E.	EB	T20	-	-	-	-	-	-	-	.0	-	-	0	0	0	0	0
WILSON, J.	EB	T20	-	-	-	-	-	-	-	.0	-	-	0	0	0	0	0
Evanston Bees			.229	.298	.380	.678	.151	.256	.620	-20.8	511.7	3.9	4929	10	12	45	25