



Mirthmakers

Mirthmakers

MIMOSA MIRTHMAKERS 2021 Opening Day Starting Lineup

1-Cedric Mullins, CF 2-Austin Hays, LF 3-Brian Anderson, 3B 4-Garrett Cooper, 1B
5-Stephen Piscotty, RF 6-Wilson Ramos, C 7-Eduardo Escobar, 2B 8-Kevin Newman, SS
9-Jacob deGrom, P



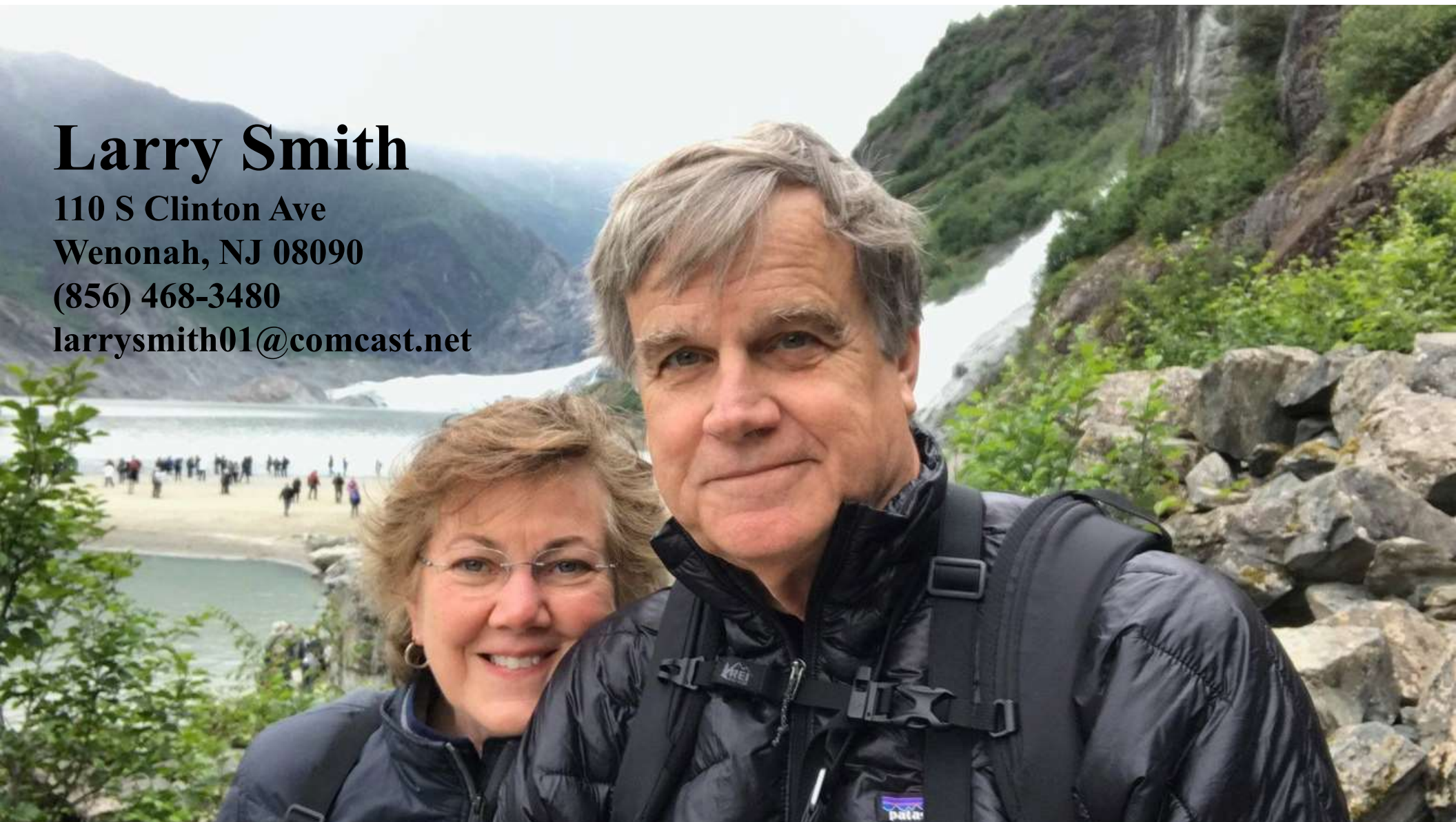
Larry Smith

110 S Clinton Ave

Wenonah, NJ 08090

(856) 468-3480

larrysmith01@comcast.net



17 Pitchers	Tm	Lg	W	L	PCT	SV	ERA	G	GS	CG	SHO	QS	IP	H	R	ER	HR	SO	BB
BAUER, T.	MI	T20	13	6	.684	0	1.51	24	24	6	4	21	179.1	86	35	30	13	198	47
BARD, D.	MI	T20	1	6	.143	1	3.19	36	0	0	0	0	42.1	39	16	15	5	38	22
deGROM, J.	MI	T20	6	11	.353	0	3.41	25	25	3	1	15	171.1	120	69	65	27	208	46
NEWBERRY, J.	MI	T20	2	2	.500	0	3.96	36	0	0	0	0	52.1	54	27	23	5	48	21
RAMIREZ, Y.	MI	T20	1	2	.333	13	4.07	40	0	0	0	0	42.0	28	21	19	9	46	19
PERALTA, W.	MI	T20	1	3	.250	6	4.93	50	0	0	0	0	45.2	42	28	25	6	44	20
BUBIC, K.	MI	T20	4	6	.400	0	4.99	17	17	1	1	8	95.2	108	54	53	14	100	27
EFLIN, Z.	MI	T20	6	14	.300	0	5.22	24	24	3	1	8	136.1	162	90	79	23	122	37
ZUBER, T.	MI	T20	2	2	.500	0	5.27	40	0	0	0	0	41.0	46	31	24	9	57	19
ROGERS, T.	MI	T20	0	2	.000	0	5.59	53	0	0	0	0	56.1	72	37	35	8	52	20
TEHERAN, J.	MI	T20	5	6	.455	0	5.83	13	13	2	0	6	75.2	84	53	49	14	70	36
SOTO, G.	MI	T20	2	3	.400	0	5.87	45	0	0	0	0	46.0	48	32	30	10	59	43
RASMUSSEN, D.	MI	T20	0	0	-	0	7.58	12	0	0	0	0	19.0	28	17	16	3	24	8
LYLES, J.	MI	T20	1	12	.077	0	8.36	16	16	1	0	3	79.2	127	78	74	18	73	42
OVIEDO, J.	MI	T20	0	11	.000	0	8.79	13	13	0	0	0	57.1	85	62	56	15	42	22
MIDDLETON, K.	MI	T20	1	1	.500	0	9.90	19	0	0	0	0	20.0	28	22	22	4	18	15
ARCIA, O.	MI	T20	0	0	-	0	45.00	1	0	0	0	0	1.0	4	5	5	1	2	1
Mimosa Mirthmakers			45	87	.341	20	4.81	464	132	16	7	61	1161.0	1161	677	620	184	1201	445

17 Pitchers	Tm	Lg	SUP/9	R/9	ERA	BF/9	BR/9	H/9	BB/9	SO/9	HR/9	ERPT	OBA	BF	BR	IBB	HB	WP	BK
BAUER, T.	MI	T20	3.9	1.76	1.51	33.7	6.9	4.3	2.4	9.9	.65	51.8	.140	672	138	0	5	4	0
BARD, D.	MI	T20	.0	3.40	3.19	39.5	12.1	8.3	3.8	8.1	1.06	4.3	.241	186	57	4	0	3	0
deGROM, J.	MI	T20	3.0	3.62	3.41	35.7	8.7	6.3	2.4	10.9	1.42	13.2	.191	679	165	1	0	6	0
NEWBERRY, J.	MI	T20	.0	4.64	3.96	40.2	12.9	9.3	3.4	8.3	.86	.9	.262	234	75	1	1	1	0
RAMIREZ, Y.	MI	T20	.0	4.50	4.07	37.5	9.9	6.0	3.9	9.9	1.93	.2	.182	175	46	1	0	2	0
PERALTA, W.	MI	T20	.0	5.52	4.93	40.6	12.8	8.3	3.4	8.7	1.18	-4.2	.239	206	65	3	6	0	0
BUBIC, K.	MI	T20	4.0	5.08	4.99	39.3	13.1	10.2	2.5	9.4	1.32	-9.4	.281	418	139	0	4	0	0
EFLIN, Z.	MI	T20	3.2	5.94	5.22	39.4	13.3	10.7	2.3	8.1	1.52	-16.8	.296	597	202	2	5	1	0
ZUBER, T.	MI	T20	.0	6.80	5.27	42.4	14.5	10.1	4.0	12.5	1.98	-5.3	.272	193	66	1	2	2	0
ROGERS, T.	MI	T20	.0	5.91	5.59	40.7	15.0	11.5	3.0	8.3	1.28	-9.3	.316	255	94	1	3	0	0
TEHERAN, J.	MI	T20	6.3	6.30	5.83	40.7	14.9	10.0	4.3	8.3	1.67	-14.5	.285	342	125	0	5	1	0
SOTO, G.	MI	T20	.0	6.26	5.87	43.0	17.2	9.4	7.8	11.5	1.96	-9.0	.273	220	88	3	0	2	0
RASMUSSEN, D.	MI	T20	.0	8.05	7.58	42.6	17.1	13.3	3.8	11.4	1.42	-7.3	.341	90	36	0	0	0	0
LYLES, J.	MI	T20	4.2	8.81	8.36	45.2	19.4	14.3	4.7	8.2	2.03	-37.7	.364	400	172	0	3	4	0
OVIEDO, J.	MI	T20	2.4	9.73	8.79	44.1	17.1	13.3	3.1	6.6	2.35	-29.8	.339	281	109	2	4	1	0
MIDDLETON, K.	MI	T20	.0	9.90	9.90	45.0	19.4	12.6	6.8	8.1	1.80	-12.9	.337	100	43	0	0	1	0
ARCIA, O.	MI	T20	.0	45.00	45.00	72.0	45.0	36.0	9.0	18.0	9.00	-4.5	.571	8	5	0	0	0	0
Mimosa Mirthmakers			2.6	5.25	4.81	39.2	12.6	9.0	3.3	9.3	1.43	-90.3	.257	5056	1625	19	38	28	0

34 Players	Tm	Lg	AVG	G	AB	R	H	2B	3B	HR	TB	RBI	SO	BB	ASB	SB	CS	SBP	GDP
BUBIC, K.	MI	T20	.321	17	28	3	9	2	0	1	14	2	9	1	0	0	0	-	1
EFLIN, Z.	MI	T20	.314	24	35	5	11	2	0	0	13	3	10	1	0	0	0	-	1
COOPER, G.	MI	T20	.274	75	157	18	43	13	1	5	73	17	45	12	0	0	0	-	4
ARCIA, O.	MI	T20	.264	88	201	20	53	12	1	5	82	19	34	12	2	1	1	50.0	8
HAYS, A.	MI	T20	.251	85	287	30	72	7	1	8	105	29	55	11	0	0	0	-	3
ANDERSON, B.	MI	T20	.248	124	455	53	113	12	1	17	178	54	139	40	0	0	0	-	6
PISCOTTY, S.	MI	T20	.247	77	198	29	49	4	0	9	80	24	54	17	3	3	0	100.0	1
PUJOLS, A.	MI	T20	.246	93	317	40	78	19	1	13	138	50	73	23	0	0	0	-	10
FRAZIER, A.	MI	T20	.243	112	378	35	92	7	0	9	126	36	66	31	0	0	0	-	5
CRAWFORD, J.	MI	T20	.243	69	247	34	60	13	4	2	87	14	48	20	5	4	1	80.0	0
MULLINS, C.	MI	T20	.242	94	306	33	74	8	3	6	106	27	72	22	13	10	3	76.9	2
NEWMAN, K.	HO	T20	.237	36	118	6	28	4	0	1	35	8	13	6	0	0	0	-	2
OVIEDO, J.	MI	T20	.235	13	17	1	4	1	0	0	5	2	2	0	0	0	0	-	0
DALBEC, B.	MI	T20	.234	71	107	16	25	5	0	13	69	24	49	16	0	0	0	-	1
PAREDES, I.	MI	T20	.212	45	80	4	17	4	0	0	21	4	18	5	0	0	0	-	0
BARNHART, T.	MI	T20	.212	100	208	29	44	7	0	10	81	21	61	28	0	0	0	-	4
LOPES, T.	MI	T20	.210	58	143	15	30	6	0	3	45	17	46	5	9	9	0	100.0	1
BAUER, T.	MI	T20	.200	24	55	4	11	1	0	1	15	4	17	0	0	0	0	-	0
GALLO, J.	MI	T20	.197	108	340	42	67	15	0	25	157	54	134	32	2	2	0	100.0	7
ESCOBAR, E.	MI	T20	.195	114	406	32	79	11	0	5	105	24	74	15	3	2	1	66.7	11
RAMOS, W.	MI	T20	.194	73	206	16	40	7	0	5	62	17	45	13	0	0	0	-	10
LYLES, J.	MI	T20	.167	16	18	1	3	0	0	0	3	0	7	0	0	0	0	-	0
TEHERAN, J.	MI	T20	.111	13	27	1	3	2	0	0	5	0	10	2	0	0	0	-	0
deGROM, J.	MI	T20	.091	25	44	4	4	1	0	1	8	2	13	8	1	1	0	100.0	1
WIETERS, M.	MI	T20	.082	33	49	0	4	0	0	0	4	1	12	0	0	0	0	-	1
ROGERS, T.	MI	T20	.000	53	5	0	0	0	0	0	0	0	1	0	0	0	0	-	1
NEWBERRY, J.	MI	T20	.000	36	3	1	0	0	0	0	0	0	2	1	0	0	0	-	0
BARD, D.	MI	T20	-	36	0	0	0	0	0	0	0	0	0	0	0	0	0	-	0
MIDDLETON, K.	MI	T20	-	19	0	0	0	0	0	0	0	0	0	0	0	0	0	-	0
PERALTA, W.	MI	T20	-	50	0	0	0	0	0	0	0	0	0	0	0	0	0	-	0
RAMIREZ, Y.	MI	T20	-	40	0	0	0	0	0	0	0	0	0	0	0	0	0	-	0
RASMUSSEN, D.	MI	T20	-	12	0	0	0	0	0	0	0	0	0	0	0	0	0	-	0
SOTO, G.	MI	T20	-	45	0	0	0	0	0	0	0	0	0	0	0	0	0	-	0
ZUBER, T.	MI	T20	-	40	0	0	0	0	0	0	0	0	0	0	0	0	0	-	0
Mimosa Mirthmakers			.228	1918	4435	472	1013	163	12	139	1617	453	1109	321	38	32	6	84.2	80

34 Players	Tm	Lg	AVG	OBP	SLG	OPS	ISO	SECA	TA	RCON	RC	RC/G	PA	IBB	HBP	SH	SF
BUBIC, K.	MI	T20	.321	.345	.500	.845	.179	.214	.750	1.3	4.5	5.0	33	0	0	4	0
EFLIN, Z.	MI	T20	.314	.351	.371	.723	.057	.086	.600	.4	4.7	3.8	46	0	1	9	0
COOPER, G.	MI	T20	.274	.329	.465	.794	.191	.268	.729	5.3	23.4	5.3	170	0	1	0	0
ARCIA, O.	MI	T20	.264	.305	.408	.713	.144	.204	.605	.4	22.4	3.9	213	1	0	0	0
HAYS, A.	MI	T20	.251	.286	.366	.652	.115	.153	.546	-5.5	30.0	3.7	301	0	3	0	0
ANDERSON, B.	MI	T20	.248	.310	.391	.701	.143	.231	.629	.6	56.2	4.3	497	2	1	0	1
PISCOTTY, S.	MI	T20	.247	.310	.404	.714	.157	.258	.673	1.9	26.4	4.7	216	0	1	0	0
PUJOLS, A.	MI	T20	.246	.299	.435	.734	.189	.262	.655	3.6	39.4	4.2	345	0	2	0	3
FRAZIER, A.	MI	T20	.243	.305	.333	.638	.090	.172	.550	-7.1	39.6	3.7	413	1	3	0	1
CRAWFORD, J.	MI	T20	.243	.305	.352	.657	.109	.202	.601	-2.8	28.6	4.1	270	0	2	1	0
MULLINS, C.	MI	T20	.242	.299	.346	.645	.105	.199	.595	-4.5	33.4	3.8	331	0	3	0	0
NEWMAN, K.	HO	T20	.237	.274	.297	.571	.059	.110	.446	-5.3	9.5	2.8	125	0	0	1	0
OVIEDO, J.	MI	T20	.235	.235	.294	.529	.059	.059	.385	-1.1	1.2	2.4	17	0	0	0	0
DALBEC, B.	MI	T20	.234	.366	.645	1.011	.411	.561	1.108	12.5	26.8	8.6	131	3	7	0	1
PAREDES, I.	MI	T20	.212	.259	.263	.521	.050	.113	.413	-4.9	5.7	2.4	85	1	0	0	0
BARNHART, T.	MI	T20	.212	.305	.389	.695	.178	.313	.649	.3	25.4	4.1	237	1	0	0	0
LOPES, T.	MI	T20	.210	.242	.315	.556	.105	.203	.526	-4.9	12.1	2.8	151	0	1	2	0
BAUER, T.	MI	T20	.200	.200	.273	.473	.073	.073	.341	-4.7	3.3	1.8	61	0	0	6	0
GALLO, J.	MI	T20	.197	.283	.462	.744	.265	.365	.714	5.3	44.7	4.3	382	0	9	0	1
ESCOBAR, E.	MI	T20	.195	.225	.259	.484	.064	.103	.366	-31.4	22.1	1.7	426	0	2	0	3
RAMOS, W.	MI	T20	.194	.245	.301	.546	.107	.170	.432	-11.4	13.1	2.0	220	0	1	0	0
LYLES, J.	MI	T20	.167	.167	.167	.333	.000	.000	.200	-2.4	.8	1.0	24	0	0	6	0
TEHERAN, J.	MI	T20	.111	.172	.185	.358	.074	.148	.292	-3.3	1.1	1.1	31	0	0	2	0
deGROM, J.	MI	T20	.091	.231	.182	.413	.091	.295	.415	-3.9	2.6	1.5	58	0	0	6	0
WIETERS, M.	MI	T20	.082	.082	.082	.163	.000	.000	.087	-9.4	.2	.1	49	0	0	0	0
ROGERS, T.	MI	T20	.000	.000	.000	.000	.000	.000	.000	-1.3	-.0	-.0	5	0	0	0	0
NEWBERRY, J.	MI	T20	.000	.250	.000	.250	.000	.333	.333	-.4	.1	.6	4	0	0	0	0
BARD, D.	MI	T20	-	-	-	-	-	-	-	.0	-	-	0	0	0	0	0
MIDDLETON, K.	MI	T20	-	-	-	-	-	-	-	.0	-	-	0	0	0	0	0
PERALTA, W.	MI	T20	-	-	-	-	-	-	-	.0	-	-	0	0	0	0	0
RAMIREZ, Y.	MI	T20	-	-	-	-	-	-	-	.0	-	-	0	0	0	0	0
RASMUSSEN, D.	MI	T20	-	-	-	-	-	-	-	.0	-	-	0	0	0	0	0
SOTO, G.	MI	T20	-	-	-	-	-	-	-	.0	-	-	0	0	0	0	0
ZUBER, T.	MI	T20	-	-	-	-	-	-	-	.0	-	-	0	0	0	0	0
Mimosa Mirthmakers			.228	.285	.365	.650	.136	.214	.572	-72.6	464.3	3.5	4841	9	37	37	10

Horseshoe

Bay






THE POLO CLUB

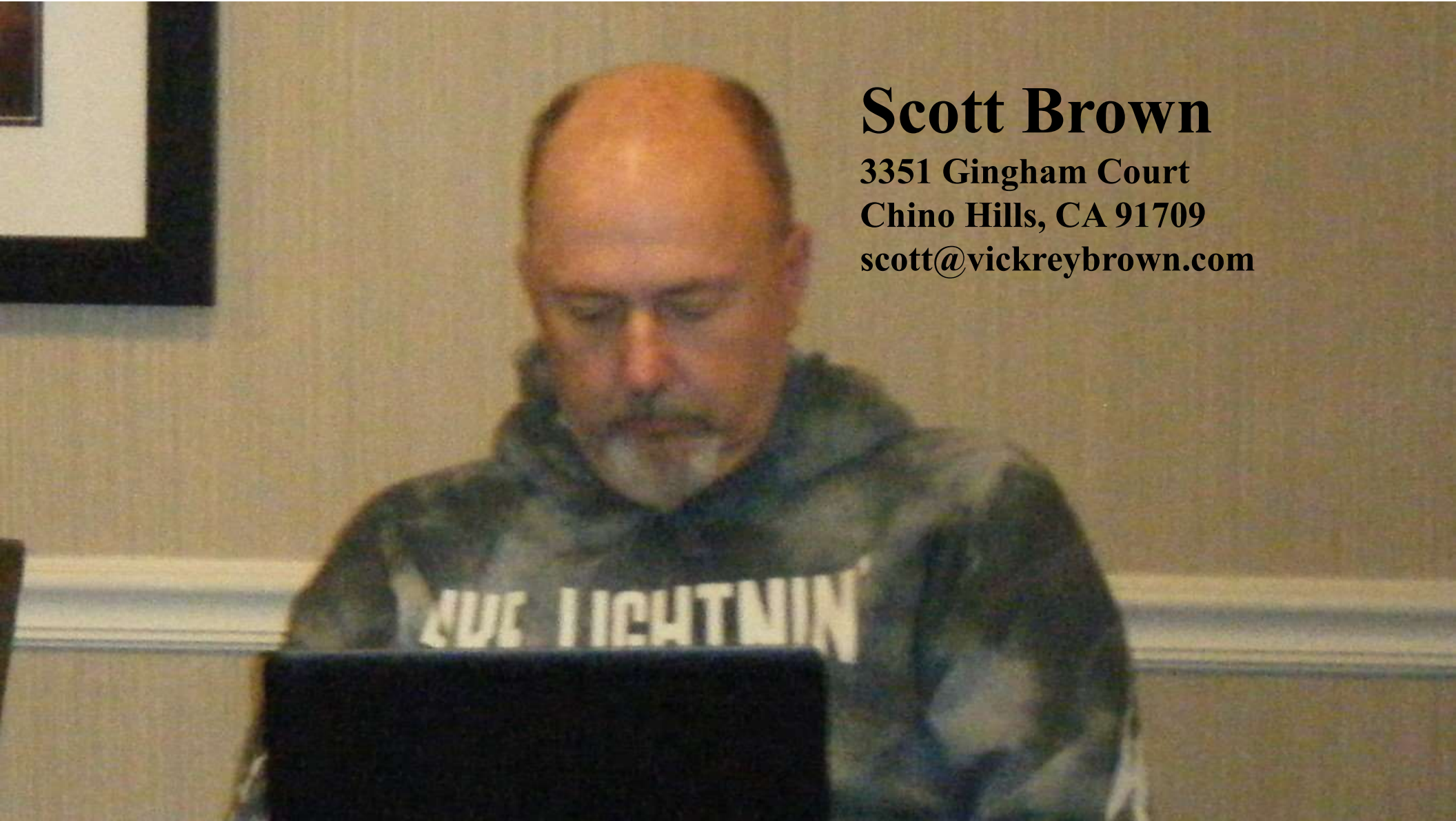
the
POLOS

HORSESHOE BAY POLOS

2021 Opening Day Starting Lineup



- 1-Kevin Pillar, CF
- 2-Jurickson Profar , LF
- 3-Fernando Tatis, SS
- 4-Ke'Bryan Hayes, 3B
- 5-Vladimir Guerrero, 1B
- 6-Ryan Mountcastle, RF
- 7-Luis V Garcia, 2B
- 8-Chadwick Tromp, C
- 9-Austin Voth, P



Scott Brown

3351 Gingham Court

Chino Hills, CA 91709

scott@vickreybrown.com

17 Pitchers	Tm	Lg	W	L	PCT	SV	ERA	G	GS	CG	SHO	QS	IP	H	R	ER	HR	SO	BB
BENJAMIN, W.	HO	T20	2	2	.500	0	3.18	9	8	1	0	4	62.1	56	25	22	8	76	14
NEWSOME, L.	HO	T20	0	2	.000	0	3.18	2	2	2	0	1	17.0	13	6	6	4	5	6
MARGEVICIUS, N.	HO	T20	7	4	.636	0	3.27	16	16	3	2	10	107.1	99	43	39	13	124	28
MARTIN, B.	HO	T20	0	2	.000	10	3.75	38	0	0	0	0	36.0	28	15	15	6	32	18
VOTH, A.	HO	T20	5	12	.294	0	4.83	24	24	1	0	10	143.1	178	87	77	28	133	38
NELSON, N.	HO	T20	3	0	1.000	1	5.13	40	0	0	0	0	52.2	72	34	30	4	47	22
SANCHEZ, A.	HO	T20	1	15	.063	0	5.26	25	25	0	0	9	143.2	187	92	84	23	139	51
FONT, W.	HO	T20	0	5	.000	5	5.37	41	0	0	0	0	58.2	72	42	35	5	48	26
BROGDON, C.	HO	T20	3	4	.429	0	5.76	27	0	0	0	0	25.0	26	16	16	6	31	8
GARCIA, R.	HO	T20	2	5	.286	0	5.99	43	0	0	0	0	76.2	101	54	51	12	72	28
ALEXANDER, T.	HO	T20	4	7	.364	4	6.40	52	5	0	0	2	83.0	110	67	59	14	92	27
NEWCOMB, S.	HO	T20	5	10	.333	0	6.42	19	17	0	0	4	96.2	133	79	69	25	78	41
YNOA, H.	HO	T20	1	12	.077	0	6.81	19	19	0	0	3	104.1	137	86	79	18	96	45
GODLEY, Z.	HO	T20	1	7	.125	0	7.73	24	10	1	1	1	73.1	121	70	63	21	73	23
MEJIA, H.	HO	T20	0	4	.000	0	8.69	6	6	0	0	1	29.0	41	30	28	5	38	11
KNEBEL, C.	HO	T20	3	4	.429	0	9.42	53	0	0	0	0	65.0	109	81	68	23	59	42
HEREDIA, G.	HO	T20	0	0	-	0	81.00	1	0	0	0	0	1.0	6	9	9	2	0	2
Horseshoe Bay Polos			37	95	.280	20	5.74	439	132	8	3	45	1175.0	1489	836	750	217	1143	430

17 Pitchers	Tm	Lg	SUP/9	R/9	ERA	BF/9	BR/9	H/9	BB/9	SO/9	HR/9	ERPT	OBA	BF	BR	IBB	HB	WP	BK
BENJAMIN, W.	HO	T20	3.5	3.61	3.18	37.1	10.0	8.1	1.9	11.0	1.16	6.4	.231	257	69	1	0	0	0
NEWSOME, L.	HO	T20	2.1	3.18	3.18	35.5	10.1	6.9	3.2	2.6	2.12	1.8	.213	67	19	0	0	0	0
MARGEVICIUS, N.	HO	T20	5.0	3.61	3.27	37.1	10.6	8.3	2.3	10.4	1.09	10.0	.241	442	127	0	0	2	0
MARTIN, B.	HO	T20	.0	3.75	3.75	37.5	10.3	7.0	3.3	8.0	1.50	1.4	.215	150	41	5	0	3	0
VOTH, A.	HO	T20	3.5	5.46	4.83	40.2	13.9	11.2	2.3	8.4	1.76	-11.6	.303	640	222	2	8	1	0
NELSON, N.	HO	T20	.0	5.81	5.13	41.7	15.9	12.3	3.6	8.0	.68	-6.0	.333	244	93	1	0	0	0
SANCHEZ, A.	HO	T20	3.0	5.76	5.26	41.4	15.3	11.7	3.1	8.7	1.44	-18.5	.316	661	244	2	8	0	1
FONT, W.	HO	T20	.0	6.44	5.37	41.7	14.4	11.0	3.1	7.4	.77	-8.2	.303	272	94	6	2	5	0
BROGDON, C.	HO	T20	.0	5.76	5.76	38.5	11.2	9.4	1.8	11.2	2.16	-4.6	.263	107	31	3	0	0	0
GARCIA, R.	HO	T20	.0	6.34	5.99	41.0	14.9	11.9	3.1	8.5	1.41	-16.0	.321	349	127	2	0	2	0
ALEXANDER, T.	HO	T20	2.5	7.27	6.40	42.2	14.9	11.9	2.2	10.0	1.52	-21.1	.316	389	137	7	7	0	0
NEWCOMB, S.	HO	T20	3.8	7.36	6.42	42.5	16.4	12.4	3.7	7.3	2.33	-24.9	.328	457	176	1	3	1	0
YNOA, H.	HO	T20	3.6	7.42	6.81	42.2	16.0	11.8	3.8	8.3	1.55	-31.4	.315	489	186	1	5	1	0
GODLEY, Z.	HO	T20	2.0	8.59	7.73	44.8	18.0	14.8	2.8	9.0	2.58	-29.5	.364	365	147	0	3	4	0
MEJIA, H.	HO	T20	3.7	9.31	8.69	41.6	16.1	12.7	3.4	11.8	1.55	-14.8	.342	134	52	0	0	0	0
KNEBEL, C.	HO	T20	.0	11.22	9.42	46.7	20.8	15.1	5.7	8.2	3.18	-38.3	.372	337	150	1	0	0	1
HEREDIA, G.	HO	T20	.0	81.00	81.00	117.0	81.0	54.0	18.0	.0	18.00	-8.5	.600	13	9	0	1	1	0
Horseshoe Bay Polos			2.5	6.40	5.74	41.2	14.7	11.4	3.0	8.8	1.66	-213.9	.308	5373	1924	32	37	20	2

35 Players	Tm	Lg	AVG	G	AB	R	H	2B	3B	HR	TB	RBI	SO	BB	ASB	SB	CS	SBP	GDP
FONT, W.	HO	T20	.500	41	6	2	3	1	0	0	4	0	0	1	0	0	0	-	0
HAYES, K.	HO	T20	.352	83	179	26	63	10	5	7	104	36	34	20	0	0	0	-	4
MOUNTCASTLE, R.	HO	T20	.324	100	272	40	88	7	0	15	140	44	59	21	1	1	0	100.0	1
GARCIA, L.	HO	T20	.313	62	160	16	50	5	0	4	67	21	28	2	0	0	0	-	1
TATIS, F.	HO	T20	.297	131	489	96	145	18	7	35	282	78	122	52	20	13	7	65.0	8
HASELEY, A.	HO	T20	.295	45	105	13	31	7	0	0	38	0	16	9	0	0	0	-	1
PROFAR, J.	HO	T20	.286	108	381	60	109	10	1	13	160	32	77	42	13	12	1	92.3	3
CRAWFORD, J.	MI	T20	.286	37	42	5	12	3	0	0	15	1	5	7	0	0	0	-	0
PILLAR, K.	HO	T20	.280	114	375	48	105	19	3	13	169	28	62	20	7	5	2	71.4	6
GUERRERO, V.	HO	T20	.269	128	469	61	126	30	4	16	212	80	76	39	0	0	0	-	14
NELSON, N.	HO	T20	.250	40	4	0	1	0	0	0	1	0	1	0	0	0	0	-	0
TROMP, C.	HO	T20	.233	72	116	14	27	2	0	9	56	21	29	3	0	0	0	-	4
ALEXANDER, T.	HO	T20	.214	52	14	1	3	0	0	0	3	1	2	1	0	0	0	-	0
SANCHEZ, A.	HO	T20	.188	25	48	4	9	2	0	0	11	0	19	1	1	1	0	100.0	0
BENJAMIN, W.	HO	T20	.188	9	16	0	3	1	0	0	4	1	1	0	0	0	0	-	0
VOTH, A.	HO	T20	.176	24	51	5	9	1	0	0	10	0	12	1	0	0	0	-	0
MARGEVICIUS, N.	HO	T20	.167	16	36	3	6	1	0	0	7	2	11	3	0	0	0	-	1
NEWMAN, K.	HO	T20	.167	29	36	3	6	2	0	0	8	1	5	1	0	0	0	-	0
KNEBEL, C.	HO	T20	.167	53	6	0	1	0	0	0	1	0	2	0	0	0	0	-	0
NEWSOME, L.	HO	T20	.167	2	6	0	1	0	0	0	1	0	5	0	0	0	0	-	0
ODOR, R.	HO	T20	.166	98	253	27	42	7	0	21	112	51	89	15	0	0	0	-	3
CALHOUN, W.	HO	T20	.158	57	183	15	29	5	1	0	36	8	35	12	0	0	0	-	4
TORO, A.	HO	T20	.154	102	357	19	55	8	1	8	89	30	112	10	0	0	0	-	7
YNOA, H.	HO	T20	.152	19	33	2	5	0	0	0	5	2	14	3	0	0	0	-	0
SANTANA, D.	HO	T20	.147	17	34	5	5	1	0	1	9	1	12	7	0	0	0	-	0
LONG, S.	HO	T20	.145	41	76	7	11	3	0	2	20	8	31	5	0	0	0	-	0
HEREDIA, G.	HO	T20	.133	34	60	6	8	0	0	2	14	3	13	3	0	0	0	-	0
GODLEY, Z.	HO	T20	.125	24	24	0	3	0	0	0	3	0	9	0	0	0	0	-	0
ADELL, J.	HO	T20	.119	107	302	18	36	6	0	5	57	13	127	17	0	0	0	-	3
McGUIRE, R.	HO	T20	.093	126	355	18	33	0	0	10	63	25	105	0	0	0	0	-	5
NEWCOMB, S.	HO	T20	.037	19	27	0	1	0	0	0	1	0	6	0	0	0	0	-	0
GARCIA, R.	HO	T20	.000	43	17	0	0	0	0	0	0	0	7	0	0	0	0	-	0
MEJIA, H.	HO	T20	.000	6	9	0	0	0	0	0	0	0	3	1	0	0	0	-	0
MARTIN, B.	HO	T20	.000	38	2	0	0	0	0	0	0	0	0	0	0	0	0	-	0
BROGDON, C.	HO	T20	-	27	0	0	0	0	0	0	0	0	0	0	0	0	0	-	0
Horseshoe Bay Polos			.226	1929	4543	514	1026	149	22	161	1702	487	1129	296	42	32	10	76.2	65

35 Players	Tm	Lg	AVG	OBP	SLG	OPS	ISO	SECA	TA	RCON	RC	RC/G	PA	IBB	HBP	SH	SF
FONT, W.	HO	T20	.500	.571	.667	1.238	.167	.333	1.667	1.3	2.4	16.1	8	0	0	1	0
HAYES, K.	HO	T20	.352	.424	.581	1.005	.229	.341	1.067	20.7	44.9	9.9	205	1	4	0	2
MOUNTCASTLE, R.	HO	T20	.324	.369	.515	.884	.191	.272	.876	18.2	53.3	7.7	295	6	0	0	2
GARCIA, L.	HO	T20	.313	.321	.419	.740	.106	.119	.622	1.6	21.3	5.1	163	0	0	1	0
TATIS, F.	HO	T20	.297	.379	.577	.956	.280	.399	1.006	45.1	107.8	8.1	556	3	14	0	1
HASELEY, A.	HO	T20	.295	.373	.362	.735	.067	.152	.680	2.4	15.0	5.4	118	1	4	0	0
PROFAR, J.	HO	T20	.286	.378	.420	.798	.134	.273	.833	20.5	67.3	6.5	442	2	16	0	3
CRAWFORD, J.	MI	T20	.286	.400	.357	.757	.071	.238	.767	1.7	6.8	6.1	50	0	1	0	0
PILLAR, K.	HO	T20	.280	.323	.451	.774	.171	.232	.712	9.4	53.9	5.2	399	0	4	0	0
GUERRERO, V.	HO	T20	.269	.322	.452	.774	.183	.267	.703	12.6	65.9	4.9	513	3	0	0	5
NELSON, N.	HO	T20	.250	.250	.250	.500	.000	.000	.333	-.3	.3	2.3	4	0	0	0	0
TROMP, C.	HO	T20	.233	.250	.483	.733	.250	.276	.634	.3	12.4	3.6	120	0	0	0	1
ALEXANDER, T.	HO	T20	.214	.267	.214	.481	.000	.071	.364	-1.0	1.0	2.1	17	0	0	2	0
SANCHEZ, A.	HO	T20	.188	.204	.229	.433	.042	.083	.333	-4.3	2.4	1.7	49	0	0	0	0
BENJAMIN, W.	HO	T20	.188	.188	.250	.438	.063	.063	.308	-1.5	.9	1.4	20	0	0	4	0
VOTH, A.	HO	T20	.176	.192	.196	.388	.020	.039	.262	-5.7	2.0	1.3	53	0	0	1	0
MARGEVICIUS, N.	HO	T20	.167	.231	.194	.425	.028	.111	.323	-3.4	1.7	1.4	40	0	0	1	0
NEWMAN, K.	HO	T20	.167	.189	.222	.411	.056	.083	.300	-3.7	1.6	1.4	37	0	0	0	0
KNEBEL, C.	HO	T20	.167	.167	.167	.333	.000	.000	.200	-.8	.2	.9	6	0	0	0	0
NEWSOME, L.	HO	T20	.167	.167	.167	.333	.000	.000	.200	-.8	.2	.9	6	0	0	0	0
ODOR, R.	HO	T20	.166	.211	.443	.654	.277	.336	.593	-6.4	23.3	2.9	270	1	0	0	2
CALHOUN, W.	HO	T20	.158	.210	.197	.407	.038	.104	.304	-18.9	7.5	1.3	196	0	0	1	0
TORO, A.	HO	T20	.154	.219	.249	.468	.095	.123	.385	-29.5	19.5	1.7	390	2	20	0	2
YNOA, H.	HO	T20	.152	.222	.152	.374	.000	.091	.286	-3.7	1.4	1.3	38	0	0	2	0
SANTANA, D.	HO	T20	.147	.293	.265	.557	.118	.324	.552	-1.4	3.2	2.9	41	0	0	0	0
LONG, S.	HO	T20	.145	.198	.263	.461	.118	.184	.385	-6.6	4.2	1.7	81	0	0	0	0
HEREDIA, G.	HO	T20	.133	.175	.233	.408	.100	.150	.327	-6.5	2.6	1.3	63	0	0	0	0
GODLEY, Z.	HO	T20	.125	.125	.125	.250	.000	.000	.143	-3.9	.4	.5	24	0	0	0	0
ADELL, J.	HO	T20	.119	.166	.189	.355	.070	.126	.275	-37.6	9.6	1.0	319	0	0	0	0
McGUIRE, R.	HO	T20	.093	.092	.177	.270	.085	.085	.193	-55.9	5.1	.4	362	0	0	3	3
NEWCOMB, S.	HO	T20	.037	.037	.037	.074	.000	.000	.038	-6.0	.1	.1	32	0	0	5	0
GARCIA, R.	HO	T20	.000	.000	.000	.000	.000	.000	.000	-4.3	.0	.0	18	0	0	1	0
MEJIA, H.	HO	T20	.000	.100	.000	.100	.000	.111	.111	-1.9	.1	.2	11	0	0	1	0
MARTIN, B.	HO	T20	.000	.000	.000	.000	.000	.000	.000	-.5	.0	.0	2	0	0	0	0
BROGDON, C.	HO	T20	-	-	-	-	-	-	-	.0	-	-	0	0	0	0	0
Horseshoe Bay Polos			.226	.281	.375	.656	.149	.219	.583	-70.9	484.7	3.6	4948	19	63	23	21




Capitol

D i v i s i o n



Invisifree





**INNISFREE DUKES 2021
Opening Day Starting Lineup**

1-Juan Soto, RF

2-Travis d'Arnaud, C

3-Jose Abreu, 1B

4-Dominic Smith, LF

5-Charlie Blackmon, CF

6-Gio Urshela, 3B

7-Miguel Rojas, SS

8-Wilmer Flores, 2B

9-Dallas Keuchel, P



Mike Kane

**105 Shaker Court North
New Windsor, NY 12553**

(845) 863-6041

Blarneytoo@gmail.com

18 Pitchers	Tm	Lg	W	L	PCT	SV	ERA	G	GS	CG	SHO	QS	IP	H	R	ER	HR	SO	BB
GERBER, J.	ID	T20	1	0	1.000	1	.00	2	0	0	0	0	1.1	0	0	0	0	0	1
COLOME, A.	ID	T20	3	2	.600	38	.94	53	0	0	0	0	57.2	22	12	6	2	56	22
MILLER, A.	ID	T20	3	3	.500	1	1.50	30	0	0	0	0	30.0	22	10	5	1	24	13
BUTTREY, T.	ID	T20	0	0	-	0	1.59	5	0	0	0	0	5.2	10	2	1	0	6	1
WHEELER, Z.	ID	T20	16	2	.889	0	2.19	25	25	7	4	15	185.0	125	55	45	20	148	45
KEUCHEL, D.	ID	T20	14	5	.737	0	2.22	22	22	6	3	18	166.1	102	45	41	19	142	52
HOLLAND, G.	ID	T20	7	4	.636	4	2.34	58	1	0	0	1	77.0	35	22	20	7	64	31
TURNBULL, S.	ID	T20	14	3	.824	0	2.90	22	22	2	2	14	145.2	123	53	47	16	160	56
BEEKS, J.	ID	T20	5	1	.833	1	3.00	28	0	0	0	0	51.0	43	21	17	8	55	11
GRATEROL, B.	ID	T20	5	1	.833	0	3.49	37	2	0	0	2	59.1	53	26	23	8	51	22
CLAUDIO, A.	ID	T20	1	1	.500	0	3.55	8	1	0	0	0	12.2	12	6	5	2	14	2
PERDOMO, L.	ID	T20	1	0	1.000	0	3.80	4	3	0	0	1	21.1	24	11	9	3	22	10
WISLER, M.	ID	T20	5	2	.714	0	3.98	16	9	0	0	2	61.0	50	31	27	10	71	30
ALCANTARA, S.	ID	T20	5	5	.500	0	4.15	16	16	3	1	9	104.0	84	50	48	21	91	42
KELLER, B.	ID	T20	8	6	.571	0	4.17	22	22	1	0	10	133.2	119	71	62	15	91	46
GUERRA, J.	ID	T20	1	1	.500	0	5.01	27	0	0	0	0	32.1	27	19	18	7	19	14
CHATWOOD, T.	ID	T20	4	3	.571	0	5.89	12	9	0	0	3	47.1	57	39	31	8	42	23
ADAM, J.	ID	T20	0	0	-	0	9.00	2	0	0	0	0	3.0	7	3	3	1	3	0
Innisfree Dukes			93	39	.705	45	3.07	389	132	19	10	75	1194.1	915	476	408	148	1059	421

18 Pitchers	Tm	Lg	SUP/9	R/9	ERA	BF/9	BR/9	H/9	BB/9	SO/9	HR/9	ERPT	OBA	BF	BR	IBB	HB	WP	BK
GERBER, J.	ID	T20	.0	.00	.00	27.0	6.8	.0	6.8	.0	.00	.6	.000	4	1	0	0	0	0
COLOME, A.	ID	T20	.0	1.87	.94	33.7	6.9	3.4	3.1	8.7	.31	20.3	.116	216	44	2	2	0	0
MILLER, A.	ID	T20	.0	3.00	1.50	37.5	9.6	6.6	3.0	7.2	.30	8.7	.202	125	32	3	0	1	0
BUTTREY, T.	ID	T20	.0	3.18	1.59	42.9	15.9	15.9	.0	9.5	.00	1.6	.385	27	10	1	0	0	0
WHEELER, Z.	ID	T20	5.2	2.68	2.19	35.0	8.4	6.1	2.1	7.2	.97	39.4	.188	720	172	2	4	0	0
KEUCHEL, D.	ID	T20	4.8	2.43	2.22	34.7	8.3	5.5	2.8	7.7	1.03	34.9	.173	642	154	0	0	0	0
HOLLAND, G.	ID	T20	.0	2.57	2.34	33.9	7.2	4.1	2.8	7.5	.82	15.1	.138	290	62	7	3	1	0
TURNBULL, S.	ID	T20	5.9	3.27	2.90	37.9	11.7	7.6	3.4	9.9	.99	19.5	.227	613	190	1	12	0	0
BEEKS, J.	ID	T20	.0	3.71	3.00	36.4	9.2	7.6	1.6	9.7	1.41	6.3	.224	206	52	2	0	3	0
GRATEROL, B.	ID	T20	.8	3.94	3.49	38.1	11.4	8.0	3.2	7.7	1.21	4.1	.237	251	75	1	1	0	0
CLAUDIO, A.	ID	T20	4.3	4.26	3.55	37.7	9.2	8.5	.7	9.9	1.42	.8	.240	53	13	1	0	0	0
PERDOMO, L.	ID	T20	5.5	4.64	3.80	40.9	14.3	10.1	4.2	9.3	1.27	.7	.286	97	34	0	0	0	0
WISLER, M.	ID	T20	6.0	4.57	3.98	38.7	11.8	7.4	4.3	10.5	1.48	.8	.219	262	80	1	1	4	0
ALCANTARA, S.	ID	T20	4.5	4.33	4.15	37.6	11.3	7.3	3.6	7.9	1.82	-.6	.220	435	131	0	5	0	0
KELLER, B.	ID	T20	4.8	4.78	4.17	37.6	11.4	8.0	3.0	6.1	1.01	-1.0	.236	558	169	1	5	1	0
GUERRA, J.	ID	T20	.0	5.29	5.01	37.9	12.0	7.5	3.9	5.3	1.95	-3.2	.229	136	43	0	2	0	0
CHATWOOD, T.	ID	T20	7.0	7.42	5.89	42.0	15.2	10.8	4.4	8.0	1.52	-9.4	.295	221	80	0	0	3	0
ADAM, J.	ID	T20	.0	9.00	9.00	48.0	21.0	21.0	.0	9.0	3.00	-1.6	.438	16	7	0	0	0	0
Innisfree Dukes			3.9	3.59	3.07	36.7	10.2	6.9	3.0	8.0	1.12	136.9	.209	4872	1349	22	35	13	0

35 Players	Tm	Lg	AVG	G	AB	R	H	2B	3B	HR	TB	RBI	SO	BB	ASB	SB	CS	SBP	GDP
CLAUDIO, A.	ID	T20	.667	8	3	1	2	0	0	0	2	0	0	0	0	0	0	-	0
BUTTREY, T.	ID	T20	.500	5	2	0	1	0	0	0	1	0	0	0	0	0	0	-	0
d'ARNAUD, T.	ID	T20	.372	112	374	69	139	19	1	24	232	68	94	33	2	1	1	50.0	8
SOTO, J.	ID	T20	.363	101	369	95	134	34	1	36	278	76	51	82	13	12	1	92.3	3
BLACKMON, C.	ID	T20	.344	127	506	79	174	23	4	14	247	60	78	32	1	1	0	100.0	10
ABREU, J.	ID	T20	.308	132	545	95	168	30	0	39	315	108	124	38	0	0	0	-	19
FLORES, W.	ID	T20	.303	115	446	58	135	31	0	33	265	97	77	22	0	0	0	-	9
SMITH, D.	ID	T20	.288	100	364	61	105	32	1	19	196	61	90	41	0	0	0	-	11
SEVERINO, P.	ID	T20	.274	97	197	19	54	5	0	6	77	31	37	12	1	1	0	100.0	4
SIERRA, M.	ID	T20	.262	63	65	13	17	4	3	0	27	6	6	7	11	9	2	81.8	1
COLOME, A.	ID	T20	.250	53	4	1	1	0	0	0	1	1	2	0	0	0	0	-	0
ROJAS, M.	ID	T20	.242	120	293	44	71	13	4	13	131	36	42	26	7	7	0	100.0	5
CHATWOOD, T.	ID	T20	.235	12	17	4	4	1	1	0	7	0	4	0	0	0	0	-	0
ALCANTARA, S.	ID	T20	.219	16	32	6	7	1	0	0	8	1	9	4	0	0	0	-	1
URSHELA, G.	ID	T20	.217	97	327	47	71	17	0	10	118	33	61	54	2	2	0	100.0	9
ROSARIO, A.	ID	T20	.209	87	258	21	54	6	2	6	82	28	79	7	1	1	0	100.0	6
BOTE, D.	ID	T20	.200	36	75	10	15	4	0	7	40	13	20	7	1	1	0	100.0	10
PERDOMO, L.	ID	T20	.200	4	5	1	1	0	0	0	1	0	1	1	0	0	0	-	0
BEEKS, J.	ID	T20	.200	28	5	0	1	0	0	0	1	1	3	0	0	0	0	-	0
HARRISON, M.	ID	T20	.195	51	87	17	17	3	0	2	26	10	49	9	23	21	2	91.3	0
INCIARTE, E.	ID	T20	.193	83	192	23	37	5	0	2	48	12	36	18	9	6	3	66.7	3
VARGAS, I.	ID	T20	.185	76	108	11	20	2	0	2	28	15	22	4	0	0	0	-	2
WISLER, M.	ID	T20	.167	16	18	3	3	0	0	0	3	1	8	3	0	0	0	-	0
KIEBOOM, C.	ID	T20	.154	53	78	10	12	1	0	0	13	3	28	13	0	0	0	-	5
TURNBULL, S.	ID	T20	.138	22	58	4	8	1	1	0	11	2	17	3	0	0	0	-	0
KEUCHEL, D.	ID	T20	.125	22	56	5	7	2	0	1	12	2	16	3	0	0	0	-	1
HOLLAND, G.	ID	T20	.125	58	8	0	1	0	0	0	1	0	1	1	0	0	0	-	0
KELLER, B.	ID	T20	.093	22	43	2	4	1	0	0	5	2	14	1	0	0	0	-	0
WHEELER, Z.	ID	T20	.069	25	58	5	4	1	0	1	8	5	25	5	0	0	0	-	1
GRATEROL, B.	ID	T20	.000	37	10	1	0	0	0	0	0	0	2	2	0	0	0	-	0
GUERRA, J.	ID	T20	.000	27	2	0	0	0	0	0	0	0	1	0	0	0	0	-	0
ADAM, J.	ID	T20	.000	2	1	0	0	0	0	0	0	0	0	0	0	0	0	-	0
STRANGE-GORDON, D.	ID	T20	.000	3	1	1	0	0	0	0	0	0	0	0	0	0	0	-	0
GERBER, J.	ID	T20	-	2	0	0	0	0	0	0	0	0	0	0	0	0	0	-	0
MILLER, A.	ID	T20	-	30	0	0	0	0	0	0	0	0	0	0	0	0	0	-	0
Innisfree Dukers			.275	1842	4607	706	1267	236	18	215	2184	672	997	428	71	62	9	87.3	108


35 Players	Tm	Lg	AVG	OBP	SLG	OPS	ISO	SECA	TA	RCON	RC	RC/G	PA	IBB	HBP	SH	SF
CLAUDIO, A.	ID	T20	.667	.667	.667	1.333	.000	.000	2.000	.7	1.3	36.0	3	0	0	0	0
BUTTREY, T.	ID	T20	.500	.500	.500	1.000	.000	.000	1.000	.2	.5	13.5	2	0	0	0	0
d'ARNAUD, T.	ID	T20	.372	.423	.620	1.043	.249	.337	1.094	45.7	96.9	10.7	409	1	1	0	1
SOTO, J.	ID	T20	.363	.479	.753	1.232	.390	.642	1.561	79.2	142.9	16.1	453	9	1	0	1
BLACKMON, C.	ID	T20	.344	.385	.488	.873	.144	.209	.827	32.1	94.1	7.4	543	3	3	0	2
ABREU, J.	ID	T20	.308	.358	.578	.936	.270	.339	.904	44.1	106.3	7.2	589	2	5	0	1
FLORES, W.	ID	T20	.303	.339	.594	.933	.291	.341	.906	34.2	86.6	7.3	472	5	3	0	1
SMITH, D.	ID	T20	.288	.379	.538	.917	.250	.363	.926	30.7	73.9	7.3	420	5	13	0	2
SEVERINO, P.	ID	T20	.274	.313	.391	.704	.117	.183	.612	.7	23.8	4.3	211	2	0	0	2
SIERRA, M.	ID	T20	.262	.342	.415	.758	.154	.369	.863	3.0	10.2	5.4	73	0	1	0	0
COLOME, A.	ID	T20	.250	.250	.250	.500	.000	.000	.333	-.3	.3	2.1	5	0	0	1	0
ROJAS, M.	ID	T20	.242	.304	.447	.751	.205	.317	.727	7.0	41.2	4.9	322	0	1	0	2
CHATWOOD, T.	ID	T20	.235	.235	.412	.647	.176	.176	.538	-.5	1.7	3.2	18	0	0	1	0
ALCANTARA, S.	ID	T20	.219	.306	.250	.556	.031	.156	.462	-1.4	2.8	2.5	40	0	0	4	0
URSHELA, G.	ID	T20	.217	.326	.361	.686	.144	.315	.657	2.3	40.5	4.1	384	2	0	0	3
ROSARIO, A.	ID	T20	.209	.228	.318	.546	.109	.140	.429	-14.8	17.5	2.2	267	1	0	0	2
BOTE, D.	ID	T20	.200	.277	.533	.810	.333	.440	.700	2.8	6.6	2.6	83	1	1	0	0
PERDOMO, L.	ID	T20	.200	.333	.200	.533	.000	.200	.500	-.2	.6	2.4	9	0	0	3	0
BEEKS, J.	ID	T20	.200	.200	.200	.400	.000	.000	.250	-.5	.3	1.4	6	0	0	1	0
HARRISON, M.	ID	T20	.195	.268	.299	.567	.103	.425	.778	1.3	9.8	3.6	97	0	0	0	1
INCIARTE, E.	ID	T20	.193	.262	.250	.512	.057	.167	.447	-12.2	13.0	2.2	210	1	0	0	0
VARGAS, I.	ID	T20	.185	.212	.259	.472	.074	.111	.356	-8.9	5.7	1.7	113	1	0	0	1
WISLER, M.	ID	T20	.167	.286	.167	.452	.000	.167	.400	-1.4	1.3	2.0	23	0	0	2	0
KIEBOOM, C.	ID	T20	.154	.290	.167	.457	.013	.179	.394	-5.7	4.0	1.5	93	0	2	0	0
TURNBULL, S.	ID	T20	.138	.180	.190	.370	.052	.103	.280	-6.9	2.3	1.2	65	0	0	3	0
KEUCHEL, D.	ID	T20	.125	.183	.214	.398	.089	.143	.320	-6.1	2.4	1.2	65	0	1	5	0
HOLLAND, G.	ID	T20	.125	.222	.125	.347	.000	.125	.286	-1.0	.3	1.1	9	0	0	0	0
KELLER, B.	ID	T20	.093	.111	.116	.227	.023	.047	.154	-7.2	.9	.5	51	0	0	6	1
WHEELER, Z.	ID	T20	.069	.143	.138	.281	.069	.155	.236	-8.7	1.6	.7	73	0	0	10	0
GRATEROL, B.	ID	T20	.000	.167	.000	.167	.000	.200	.200	-1.8	.2	.4	13	0	0	1	0
GUERRA, J.	ID	T20	.000	.000	.000	.000	.000	.000	.000	-.5	.0	.0	2	0	0	0	0
ADAM, J.	ID	T20	.000	.000	.000	.000	.000	.000	.000	-.3	.0	.0	1	0	0	0	0
STRANGE-GORDON, D.	ID	T20	.000	.000	.000	.000	.000	.000	.000	-.3	.0	.0	1	0	0	0	0
GERBER, J.	ID	T20	-	-	-	-	-	-	-	.0	-	-	0	0	0	0	0
MILLER, A.	ID	T20	-	-	-	-	-	-	-	.0	-	-	0	0	0	0	0
Innisfree Dukers			.275	.339	.474	.814	.199	.303	.783	205.2	740.6	5.7	5125	33	32	37	20

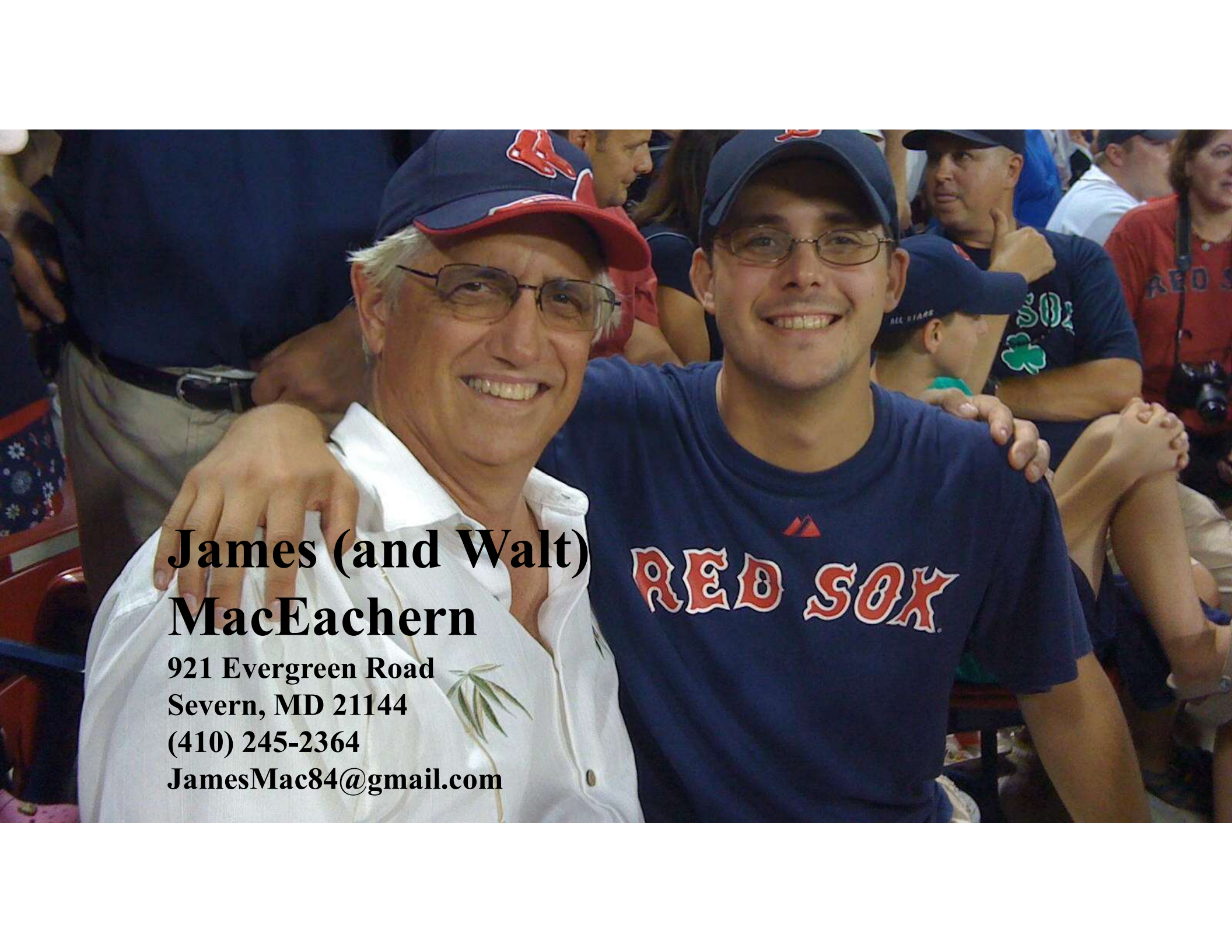


Scotsmen

EDINBURGH SCOTSMEN 2021 Opening Day Starting Lineup

1-Jackie Bradley Jr, CF 2-Robinson Cano, 2B 3-Michael Conforto, RF
4-Luke Voit, 1B 5-J.T. Realmuto, C 6-David Peralta, LF
7-Mike Moustakas, 3B 8-Francisco Lindor, SS 9-Hyun Jin Ryu, P





**James (and Walt)
MacEachern**

**921 Evergreen Road
Severn, MD 21144
(410) 245-2364
JamesMac84@gmail.com**

19 Pitchers	Tm	Lg	W	L	PCT	SV	ERA	G	GS	CG	SHO	QS	IP	H	R	ER	HR	SO	BB
BAEZ, P.	ES	T20	2	0	1.000	1	1.45	7	2	1	0	1	18.2	16	4	3	2	12	2
SCOTT, T.	ES	T20	1	2	.333	3	1.50	56	0	0	0	0	54.0	26	10	9	2	48	26
MINTER, A.	ES	T20	1	3	.250	27	1.79	50	0	0	0	0	55.1	26	11	11	4	47	22
FRY, P.	ES	T20	2	0	1.000	0	2.22	9	3	0	0	0	24.1	15	6	6	3	29	5
BASS, A.	ES	T20	0	0	-	0	2.61	5	0	0	0	0	10.1	10	4	3	1	10	3
GREINKE, Z.	ES	T20	9	5	.643	0	2.97	17	17	3	3	10	115.0	115	44	38	12	110	20
PINEDA, M.	ES	T20	5	2	.714	0	3.03	10	8	2	0	5	65.1	60	26	22	3	55	19
RYU, H.	ES	T20	12	3	.800	0	3.07	24	24	2	1	16	170.0	127	62	58	26	163	46
WALKER, T.	ES	T20	9	5	.643	0	3.33	20	20	0	0	14	138.0	101	58	51	20	123	45
LINDBLOM, J.	ES	T20	2	1	.667	0	3.49	4	4	0	0	1	28.1	35	16	11	6	26	11
BRITTON, Z.	ES	T20	5	2	.714	2	3.50	40	0	0	0	0	43.2	31	21	17	8	30	23
CASTILLO, D.	ES	T20	6	3	.667	5	3.59	51	0	0	0	0	52.2	33	24	21	7	50	25
RODRIGUEZ, R.	ES	T20	1	1	.500	0	3.60	51	0	0	0	0	50.0	39	22	20	8	61	15
WOJCIECHOWSKI, A.	ES	T20	2	2	.500	0	3.60	5	5	0	0	3	30.0	31	12	12	5	20	11
TAYLOR, B.	ES	T20	2	2	.500	1	3.80	16	0	0	0	0	21.1	15	10	9	1	15	11
CLEVINGER, M.	ES	T20	9	3	.750	0	3.93	14	14	3	0	7	105.1	84	49	46	23	89	34
TANAKA, M.	ES	T20	9	8	.529	0	3.93	19	18	1	1	11	116.2	111	54	51	17	130	26
WITTGREN, N.	ES	T20	2	0	1.000	0	4.26	6	1	0	0	1	12.2	11	6	6	4	10	2
GLASNOW, T.	ES	T20	3	8	.273	0	5.73	16	16	2	0	4	88.0	104	62	56	15	120	32
Edinburgh Scotsmen			82	50	.621	39	3.38	420	132	14	5	73	1199.2	990	501	450	167	1148	378

19 Pitchers	Tm	Lg	SUP/9	R/9	ERA	BF/9	BR/9	H/9	BB/9	SO/9	HR/9	ERPT	OBA	BF	BR	IBB	HB	WP	BK
BAEZ, P.	ES	T20	6.3	1.93	1.45	35.7	8.7	7.7	1.0	5.8	.96	5.5	.222	74	18	0	0	0	0
SCOTT, T.	ES	T20	.0	1.67	1.50	36.0	8.7	4.3	3.8	8.0	.33	15.6	.141	216	52	3	3	2	0
MINTER, A.	ES	T20	.0	1.79	1.79	34.0	7.8	4.2	3.6	7.6	.65	14.2	.141	209	48	0	0	3	0
FRY, P.	ES	T20	3.3	2.22	2.22	33.7	7.8	5.5	1.8	10.7	1.11	5.1	.176	91	21	0	1	0	0
BASS, A.	ES	T20	.0	3.48	2.61	36.6	11.3	8.7	2.6	8.7	.87	1.7	.263	42	13	0	0	0	0
GREINKE, Z.	ES	T20	5.2	3.44	2.97	37.2	10.7	9.0	1.6	8.6	.94	14.5	.259	475	137	0	2	6	0
PINEDA, M.	ES	T20	5.5	3.58	3.03	38.0	11.4	8.3	2.6	7.6	.41	7.8	.237	276	83	0	4	0	0
RYU, H.	ES	T20	4.3	3.28	3.07	35.6	9.6	6.7	2.4	8.6	1.38	19.6	.208	673	181	1	9	0	0
WALKER, T.	ES	T20	4.7	3.78	3.33	36.7	10.0	6.6	2.9	8.0	1.30	12.0	.201	562	153	1	8	0	0
LINDBLOM, J.	ES	T20	6.4	5.08	3.49	41.3	14.9	11.1	3.5	8.3	1.91	1.9	.299	130	47	0	1	0	0
BRITTON, Z.	ES	T20	.0	4.33	3.50	37.7	10.1	6.4	3.7	6.2	1.65	2.9	.196	183	49	5	0	2	0
CASTILLO, D.	ES	T20	.0	4.10	3.59	37.4	10.1	5.6	4.1	8.5	1.20	3.0	.172	219	59	1	2	0	0
RODRIGUEZ, R.	ES	T20	.0	3.96	3.60	36.5	9.4	7.0	2.3	11.0	1.44	2.8	.207	203	52	2	0	1	0
WOJCIECHOWSKI, A.	ES	T20	4.8	3.60	3.60	39.3	12.6	9.3	3.3	6.0	1.50	1.7	.261	131	42	0	0	0	0
TAYLOR, B.	ES	T20	.0	4.22	3.80	37.5	11.0	6.3	4.2	6.3	.42	.7	.200	89	26	1	1	0	0
CLEVINGER, M.	ES	T20	6.2	4.19	3.93	36.8	10.1	7.2	2.9	7.6	1.97	2.1	.214	431	118	0	0	2	0
TANAKA, M.	ES	T20	4.4	4.17	3.93	37.7	11.0	8.6	1.9	10.0	1.31	2.2	.247	489	143	1	7	0	0
WITTGREN, N.	ES	T20	6.4	4.26	4.26	34.1	9.2	7.8	1.4	7.1	2.84	-.2	.239	48	13	0	0	0	0
GLASNOW, T.	ES	T20	3.5	6.34	5.73	40.2	13.7	10.6	3.1	12.3	1.53	-15.9	.294	393	134	2	0	1	0
Edinburgh Scotsmen			3.7	3.76	3.38	37.0	10.4	7.4	2.7	8.6	1.25	97.3	.222	4934	1389	17	38	17	0

37 Players	Tm	Lg	AVG	G	AB	R	H	2B	3B	HR	TB	RBI	SO	BB	ASB	SB	CS	SBP	GDP
OLIVARES, E.	ES	T20	.469	16	49	8	23	1	1	1	29	10	11	2	0	0	0	-	1
WOJCIECHOWSKI, A.	ES	T20	.333	5	9	1	3	0	0	0	3	2	3	0	0	0	0	-	0
CANO, R.	ES	T20	.326	108	390	67	127	21	0	23	217	55	57	17	0	0	0	-	10
CONFORTO, M.	ES	T20	.322	123	475	93	153	25	2	21	245	60	114	51	3	2	1	66.7	11
ALBIES, O.	ES	T20	.296	91	203	33	60	10	1	15	117	39	46	9	2	2	0	100.0	8
VOIT, L.	ES	T20	.287	119	446	83	128	12	2	51	297	111	120	47	0	0	0	-	9
BAEZ, P.	ES	T20	.286	7	7	1	2	0	0	0	2	0	1	0	0	0	0	-	0
PINEDA, M.	ES	T20	.280	10	25	1	7	0	0	0	7	3	10	0	1	1	0	100.0	1
LONGORIA, E.	ES	T20	.274	76	157	15	43	11	1	5	71	17	24	14	0	0	0	-	7
MARKAKIS, N.	ES	T20	.273	15	33	2	9	5	0	0	14	4	6	2	0	0	0	-	0
PERALTA, D.	ES	T20	.272	122	456	57	124	17	1	16	191	55	100	29	2	1	1	50.0	10
GUZMAN, R.	ES	T20	.263	63	95	14	25	1	1	7	49	16	29	9	0	0	0	-	0
SUZUKI, K.	ES	T20	.257	63	140	16	36	4	0	2	46	14	23	9	1	1	0	100.0	4
REALMUTO, J.	ES	T20	.251	106	403	63	101	12	0	31	206	88	100	31	8	7	1	87.5	7
BRADLEY, J.	ES	T20	.244	112	446	74	109	26	1	10	167	49	98	50	12	8	4	66.7	3
LINDOR, F.	ES	T20	.234	132	492	63	115	29	0	16	192	50	81	35	11	10	1	90.9	12
MOUSTAKAS, M.	ES	T20	.232	103	311	41	72	12	0	25	159	63	74	42	2	2	0	100.0	8
CLEVINGER, M.	ES	T20	.231	14	39	4	9	1	1	0	12	3	10	3	0	0	0	-	1
NOTTINGHAM, J.	ES	T20	.200	2	5	1	1	0	0	1	4	1	2	0	0	0	0	-	0
GARCIA, A.	ES	T20	.182	60	137	10	25	4	0	1	32	5	28	13	1	1	0	100.0	2
WALKER, T.	ES	T20	.167	20	48	1	8	0	0	0	8	1	15	0	0	0	0	-	1
FRY, P.	ES	T20	.167	9	6	1	1	0	0	0	1	0	1	0	0	0	0	-	0
TANAKA, M.	ES	T20	.143	19	35	3	5	1	0	0	6	3	9	1	0	0	0	-	0
SCOTT, T.	ES	T20	.143	56	7	1	1	0	0	0	1	0	3	1	0	0	0	-	0
GLASNOW, T.	ES	T20	.138	16	29	0	4	0	0	0	4	0	9	0	0	0	0	-	1
GREINKE, Z.	ES	T20	.128	17	39	4	5	2	0	0	7	3	20	2	0	0	0	-	0
MAYFIELD, J.	ES	T20	.100	25	20	3	2	0	0	0	2	1	6	0	0	0	0	-	0
LINDBLOM, J.	ES	T20	.100	4	10	2	1	1	0	0	2	0	1	0	0	0	0	-	0
RYU, H.	ES	T20	.091	24	55	5	5	2	0	0	7	1	16	3	0	0	0	-	0
BENINTENDI, A.	ES	T20	.091	17	33	3	3	1	0	0	4	2	18	6	0	0	0	-	0
WITTGREN, N.	ES	T20	.000	6	3	1	0	0	0	0	0	0	2	1	0	0	0	-	0
MINTER, A.	ES	T20	.000	50	3	0	0	0	0	0	0	0	1	0	0	0	0	-	0
TAYLOR, B.	ES	T20	.000	16	2	0	0	0	0	0	0	0	2	0	0	0	0	-	0
BASS, A.	ES	T20	.000	5	2	0	0	0	0	0	0	0	2	0	0	0	0	-	0
CASTILLO, D.	ES	T20	.000	51	2	0	0	0	0	0	0	0	1	0	0	0	0	-	0
BRITTON, Z.	ES	T20	.000	40	1	0	0	0	0	0	0	0	0	0	0	0	0	-	0
RODRIGUEZ, R.	ES	T20	.000	51	1	0	0	0	0	0	0	0	0	0	0	0	0	-	0
Edinburgh Scotsmen			.262	1773	4614	671	1207	198	11	225	2102	656	1043	377	43	35	8	81.4	96

37 Players	Tm	Lg	AVG	OBP	SLG	OPS	ISO	SECA	TA	RCON	RC	RC/G	PA	IBB	HBP	SH	SF
OLIVARES, E.	ES	T20	.469	.490	.592	1.082	.122	.163	1.148	6.6	13.8	13.8	51	1	0	0	0
WOJCIECHOWSKI, A.	ES	T20	.333	.333	.333	.667	.000	.000	.500	-.1	1.2	3.2	13	0	0	4	0
CANO, R.	ES	T20	.326	.352	.556	.908	.231	.274	.857	27.0	72.8	7.1	409	1	0	0	2
CONFORTO, M.	ES	T20	.322	.401	.516	.917	.194	.303	.928	40.0	99.4	8.0	539	1	12	0	1
ALBIES, O.	ES	T20	.296	.327	.576	.903	.281	.335	.854	13.8	35.0	6.2	214	1	1	0	1
VOIT, L.	ES	T20	.287	.354	.666	1.019	.379	.484	1.052	48.0	103.6	8.5	496	5	0	0	2
BAEZ, P.	ES	T20	.286	.286	.286	.571	.000	.000	.400	-.3	.6	3.1	7	0	0	0	0
PINEDA, M.	ES	T20	.280	.280	.280	.560	.000	.040	.421	-1.0	1.9	2.5	26	0	0	1	0
LONGORIA, E.	ES	T20	.274	.337	.452	.789	.178	.268	.711	5.2	22.0	4.9	172	3	1	0	0
MARKAKIS, N.	ES	T20	.273	.333	.424	.758	.152	.212	.708	.8	4.9	5.5	36	0	1	0	0
PERALTA, D.	ES	T20	.272	.315	.419	.734	.147	.211	.644	4.7	58.3	4.6	486	0	0	0	1
GUZMAN, R.	ES	T20	.263	.346	.516	.862	.253	.347	.871	5.4	18.0	7.0	107	0	3	0	0
SUZUKI, K.	ES	T20	.257	.325	.329	.653	.071	.143	.565	-1.3	15.0	3.7	154	0	5	0	0
REALMUTO, J.	ES	T20	.251	.318	.511	.830	.261	.352	.819	19.2	66.5	5.8	446	0	10	0	2
BRADLEY, J.	ES	T20	.244	.323	.374	.698	.130	.251	.663	2.2	57.6	4.5	502	0	3	1	2
LINDOR, F.	ES	T20	.234	.285	.390	.676	.157	.246	.610	-2.2	53.7	3.7	529	5	1	0	1
MOUSTAKAS, M.	ES	T20	.232	.341	.511	.852	.280	.421	.862	18.7	55.4	6.0	364	1	10	0	1
CLEVINGER, M.	ES	T20	.231	.286	.308	.593	.077	.154	.484	-1.5	3.4	2.9	43	0	0	1	0
NOTTINGHAM, J.	ES	T20	.200	.200	.800	1.000	.600	.600	1.000	.4	.8	5.4	5	0	0	0	0
GARCIA, A.	ES	T20	.182	.268	.234	.502	.051	.153	.430	-8.6	9.3	2.2	153	1	3	0	0
WALKER, T.	ES	T20	.167	.167	.167	.333	.000	.000	.195	-6.3	1.3	.8	51	0	0	3	0
FRY, P.	ES	T20	.167	.167	.167	.333	.000	.000	.200	-.8	.2	1.0	7	0	0	1	0
TANAKA, M.	ES	T20	.143	.167	.171	.338	.029	.057	.233	-4.5	1.3	1.0	42	0	0	6	0
SCOTT, T.	ES	T20	.143	.250	.143	.393	.000	.143	.333	-.7	.3	1.4	8	0	0	0	0
GLASNOW, T.	ES	T20	.138	.138	.138	.276	.000	.000	.154	-4.4	.6	.5	33	0	0	4	0
GREINKE, Z.	ES	T20	.128	.171	.179	.350	.051	.103	.265	-4.9	1.4	1.0	43	0	0	2	0
MAYFIELD, J.	ES	T20	.100	.095	.100	.195	.000	.000	.111	-3.6	.2	.3	21	0	0	0	1
LINDBLOM, J.	ES	T20	.100	.182	.200	.382	.100	.100	.333	-1.1	.4	1.2	11	0	1	0	0
RYU, H.	ES	T20	.091	.138	.127	.265	.036	.091	.200	-8.5	1.4	.7	65	0	0	7	0
BENINTENDI, A.	ES	T20	.091	.250	.121	.371	.030	.212	.367	-3.5	1.5	1.3	40	0	1	0	0
WITTGREN, N.	ES	T20	.000	.250	.000	.250	.000	.333	.333	-.4	.1	.6	4	0	0	0	0
MINTER, A.	ES	T20	.000	.000	.000	.000	.000	.000	.000	-.8	.0	.0	3	0	0	0	0
TAYLOR, B.	ES	T20	.000	.000	.000	.000	.000	.000	.000	-.5	.0	.0	3	0	0	1	0
BASS, A.	ES	T20	.000	.000	.000	.000	.000	.000	.000	-.5	.0	.0	2	0	0	0	0
CASTILLO, D.	ES	T20	.000	.000	.000	.000	.000	.000	.000	-.5	.0	.0	2	0	0	0	0
BRITTON, Z.	ES	T20	.000	.000	.000	.000	.000	.000	.000	-.3	.0	.0	1	0	0	0	0
RODRIGUEZ, R.	ES	T20	.000	.000	.000	.000	.000	.000	.000	-.3	.0	.0	1	0	0	0	0
Edinburgh Scotsmen			.262	.324	.456	.779	.194	.282	.731	135.7	677.5	5.1	5089	19	52	31	14



silverSpring®

Senators



SILVER SPRING SENATORS 2021 Opening Day Starting Lineup



1-Trea Turner, SS **2-Chris Taylor, CF**
3-Anthony Rendon, 3B **4-Eloy Jimenez, LF**
5-Alex Verdugo, RF **6-Dan Vogelbach, 1B**
7-Niko Hoerner, 2B **8-Michael Perez, C**
9-Dylan Bundy, P

Frank Howard

21645 Ripplemead Drive

Laytonsville, MD 20882

(301) 519-1477

fdhoward@earthlink.net



17 Pitchers	Tm	Lg	W	L	PCT	SV	ERA	G	GS	CG	SHO	QS	IP	H	R	ER	HR	SO	BB
ROMANO, J.	SI	T20	2	1	.667	24	1.22	38	0	0	0	0	37.0	13	5	5	4	44	16
BUNDY, D.	SI	T20	11	5	.688	0	2.05	24	24	2	1	17	166.2	116	45	38	11	149	45
CHAPMAN, A.	SI	T20	3	1	.750	3	2.81	32	0	0	0	0	25.2	24	9	8	5	32	12
RAMIREZ, N.	SI	T20	2	6	.250	1	2.83	48	0	0	0	0	47.2	33	20	15	8	31	24
KELLY, J.	SI	T20	1	1	.500	5	2.88	23	0	0	0	0	25.0	19	9	8	3	22	10
JAVIER, C.	SI	T20	11	6	.647	0	3.28	21	21	2	1	9	129.0	108	50	47	13	115	51
REYES, A.	SI	T20	4	3	.571	0	3.29	33	0	0	0	0	41.0	26	15	15	2	44	29
CLARKE, T.	SI	T20	3	3	.500	1	3.67	27	5	0	0	0	61.1	72	30	25	10	69	16
WOODFORD, J.	SI	T20	7	2	.778	0	4.17	22	20	1	1	8	123.0	136	59	57	19	107	37
BARNES, M.	SI	T20	0	3	.000	0	4.60	42	0	0	0	0	47.0	56	36	24	7	56	20
FLAHERTY, J.	SI	T20	7	6	.538	0	4.60	17	17	1	0	5	103.2	114	59	53	20	100	28
ROGERS, T.	SI	T20	7	7	.500	0	5.29	19	19	1	0	4	112.1	138	76	66	20	132	42
ANDERSON, S.	SI	T20	0	4	.000	0	5.63	35	0	0	0	0	32.0	33	20	20	7	36	17
WIDENER, T.	SI	T20	1	4	.200	1	6.11	39	0	0	0	0	45.2	65	34	31	13	45	24
CROWE, W.	SI	T20	0	4	.000	0	6.33	15	5	1	0	2	64.0	94	58	45	14	53	30
YAMAMOTO, J.	SI	T20	4	5	.444	0	8.91	16	12	0	0	3	68.2	107	71	68	21	60	25
PEARSON, N.	SI	T20	2	6	.250	0	9.07	9	9	0	0	2	41.2	57	50	42	20	40	27
Silver Spring Senators			65	67	.492	35	4.36	460	132	8	3	50	1171.1	1211	646	567	197	1135	453

17 Pitchers	Tm	Lg	SUP/9	R/9	ERA	BF/9	BR/9	H/9	BB/9	SO/9	HR/9	ERPT	OBA	BF	BR	IBB	HB	WP	BK
ROMANO, J.	SI	T20	.0	1.22	1.22	33.3	6.6	3.2	3.4	10.7	.97	11.9	.107	137	27	2	0	0	0
BUNDY, D.	SI	T20	3.6	2.43	2.05	35.2	8.7	6.3	2.4	8.0	.59	38.0	.196	652	162	1	2	1	0
CHAPMAN, A.	SI	T20	.0	3.16	2.81	40.0	12.6	8.4	3.9	11.2	1.75	3.7	.242	114	36	1	1	0	0
RAMIREZ, N.	SI	T20	.0	3.78	2.83	37.4	10.2	6.2	4.0	5.9	1.51	6.7	.191	198	54	3	0	0	0
KELLY, J.	SI	T20	.0	3.24	2.88	37.1	10.1	6.8	3.2	7.9	1.08	3.4	.209	103	28	1	0	0	0
JAVIER, C.	SI	T20	5.9	3.49	3.28	37.7	11.4	7.5	3.5	8.0	.91	11.9	.227	541	164	1	6	3	1
REYES, A.	SI	T20	.0	3.29	3.29	38.0	11.9	5.7	6.1	9.7	.44	3.7	.183	173	54	1	0	3	0
CLARKE, T.	SI	T20	2.5	4.40	3.67	38.4	12.9	10.6	2.3	10.1	1.47	3.0	.294	262	88	0	0	0	0
WOODFORD, J.	SI	T20	5.6	4.32	4.17	39.3	12.7	10.0	2.7	7.8	1.39	-.9	.275	537	173	0	0	3	0
BARNES, M.	SI	T20	.0	6.89	4.60	41.7	14.2	10.7	3.3	10.7	1.34	-2.6	.286	218	74	3	1	0	0
FLAHERTY, J.	SI	T20	6.4	5.12	4.60	39.1	12.6	9.9	2.4	8.7	1.74	-5.7	.276	450	145	0	3	1	0
ROGERS, T.	SI	T20	5.0	6.09	5.29	41.8	15.0	11.1	3.4	10.6	1.60	-14.7	.294	522	187	0	7	0	0
ANDERSON, S.	SI	T20	.0	5.63	5.63	40.2	14.1	9.3	4.8	10.1	1.97	-5.4	.268	143	50	0	0	0	0
WIDENER, T.	SI	T20	.0	6.70	6.11	43.9	17.7	12.8	4.5	8.9	2.56	-10.2	.330	223	90	1	2	0	0
CROWE, W.	SI	T20	2.1	8.16	6.33	44.2	17.6	13.2	4.2	7.5	1.97	-15.8	.335	314	125	0	1	0	0
YAMAMOTO, J.	SI	T20	6.0	9.31	8.91	42.9	17.3	14.0	3.3	7.9	2.75	-36.7	.354	327	132	0	0	0	0
PEARSON, N.	SI	T20	6.0	10.80	9.07	45.1	17.9	12.3	5.6	8.6	4.32	-23.0	.317	209	83	1	0	3	0
Silver Spring Senators			3.6	4.96	4.36	39.4	12.8	9.3	3.4	8.7	1.51	-32.6	.264	5123	1672	15	23	14	1

34 Players	Tm	Lg	AVG	G	AB	R	H	2B	3B	HR	TB	RBI	SO	BB	ASB	SB	CS	SBP	GDP
BARNES, M.	SI	T20	.500	42	2	1	1	1	0	0	2	0	0	1	0	0	0	-	0
TURNER, T.	SI	T20	.336	132	551	112	185	27	9	38	344	123	83	36	18	17	1	94.4	11
SANTANDER, A.	SI	T20	.317	96	243	47	77	24	1	24	175	61	42	17	0	0	0	-	4
VERDUGO, A.	SI	T20	.306	110	408	57	125	20	0	17	196	53	90	28	5	2	3	40.0	7
JIMENEZ, E.	SI	T20	.300	112	424	48	127	23	0	22	216	84	97	30	1	1	0	100.0	6
JONES, J.	SI	T20	.297	101	192	34	57	18	0	11	108	34	61	13	1	1	0	100.0	2
TAYLOR, C.	SI	T20	.283	112	392	78	111	16	6	17	190	51	117	43	3	2	1	66.7	3
RENDON, A.	SI	T20	.271	110	428	87	116	27	0	16	191	49	69	59	1	1	0	100.0	13
CABRERA, M.	SI	T20	.254	73	189	25	48	6	0	9	81	29	36	24	1	1	0	100.0	8
PANIK, J.	SI	T20	.237	100	186	21	44	6	0	1	53	16	41	34	0	0	0	-	5
McBROOM, R.	SI	T20	.218	49	170	27	37	6	0	19	100	44	63	12	0	0	0	-	3
VILORIA, M.	SI	T20	.212	33	66	5	14	5	0	0	19	1	19	4	0	0	0	-	1
HOERNER, N.	SI	T20	.207	103	329	22	68	11	0	0	79	16	72	26	8	3	5	37.5	5
ALMORA, A.	SI	T20	.205	72	88	14	18	3	0	0	21	7	25	10	1	1	0	100.0	0
PEREZ, M.	SI	T20	.203	100	296	32	60	13	0	7	94	36	82	27	0	0	0	-	17
WOODFORD, J.	SI	T20	.195	22	41	4	8	0	1	0	10	3	14	2	0	0	0	-	0
VOGELBACH, D.	SI	T20	.186	81	194	24	36	5	0	8	65	19	55	37	0	0	0	-	6
ROBERTSON, D.	SI	T20	.184	56	49	5	9	0	0	0	9	2	14	7	0	0	0	-	1
PEARSON, N.	SI	T20	.182	9	11	3	2	0	0	0	2	2	3	3	0	0	0	-	0
BUNDY, D.	SI	T20	.180	24	50	1	9	2	0	0	11	0	14	4	0	0	0	-	0
CROWE, W.	SI	T20	.150	15	20	2	3	1	0	0	4	0	9	0	0	0	0	-	1
FLAHERTY, J.	SI	T20	.143	17	35	5	5	1	0	1	9	2	13	4	0	0	0	-	3
JAVIER, C.	SI	T20	.132	21	38	6	5	1	2	0	10	3	14	4	0	0	0	-	0
ROGERS, T.	SI	T20	.121	19	33	3	4	1	0	0	5	3	9	3	0	0	0	-	1
MEJIA, F.	SI	T20	.117	41	77	5	9	3	0	2	18	6	16	3	0	0	0	-	0
YAMAMOTO, J.	SI	T20	.100	16	20	2	2	1	0	0	3	3	9	2	0	0	0	-	1
CLARKE, T.	SI	T20	.000	27	13	0	0	0	0	0	0	0	5	0	0	0	0	-	0
RAMIREZ, N.	SI	T20	-	48	0	0	0	0	0	0	0	0	0	2	0	0	0	-	0
ROMANO, J.	SI	T20	.000	38	2	0	0	0	0	0	0	0	0	0	0	0	0	-	0
WIDENER, T.	SI	T20	.000	39	2	0	0	0	0	0	0	0	1	0	0	0	0	-	0
REYES, A.	SI	T20	-	33	0	1	0	0	0	0	0	0	0	0	0	0	0	-	0
ANDERSON, S.	SI	T20	-	35	0	0	0	0	0	0	0	0	0	0	0	0	0	-	0
CHAPMAN, A.	SI	T20	-	32	0	0	0	0	0	0	0	0	0	0	0	0	0	-	0
KELLY, J.	SI	T20	-	23	0	0	0	0	0	0	0	0	0	0	0	0	0	-	0
Silver Spring Senators			.259	1941	4549	671	1180	221	19	192	2015	647	1073	435	39	29	10	74.4	98

34 Players	Tm	Lg	AVG	OBP	SLG	OPS	ISO	SECA	TA	RCON	RC	RC/G	PA	IBB	HBP	SH	SF
BARNES, M.	SI	T20	.500	.667	1.000	1.667	.500	1.000	3.000	.9	1.5	40.7	3	0	0	0	0
TURNER, T.	SI	T20	.336	.374	.624	.998	.289	.383	1.050	59.9	128.7	9.1	591	1	0	0	4
SANTANDER, A.	SI	T20	.317	.364	.720	1.084	.403	.473	1.141	31.5	62.7	9.8	264	4	2	0	2
VERDUGO, A.	SI	T20	.306	.352	.480	.833	.174	.240	.778	18.2	67.7	6.2	440	2	2	0	2
JIMENEZ, E.	SI	T20	.300	.343	.509	.853	.210	.283	.818	23.2	74.8	6.6	460	3	1	0	5
JONES, J.	SI	T20	.297	.348	.563	.910	.266	.339	.912	14.5	38.4	7.5	210	0	3	0	2
TAYLOR, C.	SI	T20	.283	.358	.485	.842	.202	.314	.835	20.8	70.8	6.7	439	1	3	0	1
RENDON, A.	SI	T20	.271	.376	.446	.823	.175	.315	.815	24.0	74.0	6.1	502	0	14	0	1
CABRERA, M.	SI	T20	.254	.336	.429	.765	.175	.307	.711	5.5	26.4	4.8	214	0	0	0	1
PANIK, J.	SI	T20	.237	.353	.285	.638	.048	.231	.592	-1.1	20.7	3.7	222	0	0	1	1
McBROOM, R.	SI	T20	.218	.269	.588	.857	.371	.441	.824	7.6	26.1	5.2	182	0	0	0	0
VILORIA, M.	SI	T20	.212	.257	.288	.545	.076	.136	.434	-3.5	4.9	2.5	70	0	0	0	0
HOERNER, N.	SI	T20	.207	.278	.240	.518	.033	.106	.424	-21.4	22.5	2.2	364	0	7	0	1
ALMORA, A.	SI	T20	.205	.300	.239	.539	.034	.159	.486	-3.9	7.4	2.9	100	0	2	0	0
PEREZ, M.	SI	T20	.203	.273	.318	.591	.115	.206	.486	-10.8	22.5	2.4	327	1	2	0	1
WOODFORD, J.	SI	T20	.195	.227	.244	.471	.049	.098	.364	-3.4	2.8	1.9	49	0	0	5	1
VOGELBACH, D.	SI	T20	.186	.316	.335	.651	.149	.340	.622	-1.5	21.5	3.5	231	2	0	0	0
ROBERTSON, D.	SI	T20	.184	.286	.184	.469	.000	.143	.390	-3.5	2.9	1.9	56	0	0	0	0
PEARSON, N.	SI	T20	.182	.357	.182	.539	.000	.273	.556	-.3	1.1	3.0	15	0	0	1	0
BUNDY, D.	SI	T20	.180	.241	.220	.461	.040	.120	.366	-4.1	3.3	1.9	61	0	0	7	0
CROWE, W.	SI	T20	.150	.150	.200	.350	.050	.050	.222	-2.5	.4	.6	21	0	0	1	0
FLAHERTY, J.	SI	T20	.143	.231	.257	.488	.114	.229	.394	-2.6	1.6	1.3	40	0	0	1	0
JAVIER, C.	SI	T20	.132	.233	.263	.496	.132	.237	.455	-2.8	2.9	2.0	49	0	1	6	0
ROGERS, T.	SI	T20	.121	.194	.152	.346	.030	.121	.267	-4.1	1.1	.9	38	0	0	2	0
MEJIA, F.	SI	T20	.117	.160	.234	.394	.117	.156	.324	-8.6	3.0	1.2	81	1	1	0	0
YAMAMOTO, J.	SI	T20	.100	.182	.150	.332	.050	.150	.263	-2.6	.5	.7	23	0	0	1	0
CLARKE, T.	SI	T20	.000	.000	.000	.000	.000	.000	.000	-3.3	.0	.0	13	0	0	0	0
RAMIREZ, N.	SI	T20	-	1.000	-	-	-	-	-	.7	.5	-	2	0	0	0	0
ROMANO, J.	SI	T20	.000	.000	.000	.000	.000	.000	.000	-5	.0	.0	2	0	0	0	0
WIDENER, T.	SI	T20	.000	.000	.000	.000	.000	.000	.000	-5	.0	.0	2	0	0	0	0
REYES, A.	SI	T20	-	-	-	-	-	-	-	.0	.0	.0	1	0	0	1	0
ANDERSON, S.	SI	T20	-	-	-	-	-	-	-	.0	-	-	0	0	0	0	0
CHAPMAN, A.	SI	T20	-	-	-	-	-	-	-	.0	-	-	0	0	0	0	0
KELLY, J.	SI	T20	-	-	-	-	-	-	-	.0	-	-	0	0	0	0	0
Silver Spring Senators			.259	.328	.443	.771	.184	.283	.724	125.6	662.5	5.1	5072	15	38	26	22



GUNPOWDER

IRONMEN
BASEBALL

GUNPOWDER IRONMEN

2021 Opening Day

Starting Lineup

1-Corey Dickerson, LF

2-Hanser Alberto, 2B

3-Mitch Moreland, 1B

4-Xander Bogaerts, SS


5-Rafael Devers, 3B

6-Christian Vazquez, C

7-Kyle Schwarber, RF

8-Hunter Renfroe, CF

9-German Marquez, P



Walt MacEachern

14105 Fox Manor Lane

Phoenix, MD 21131

(410) 592-2745

waltermac@aol.com



19 Pitchers	Tm	Lg	W	L	PCT	SV	ERA	G	GS	CG	SHO	QS	IP	H	R	ER	HR	SO	BB
SUERO, W.	GU	T20	6	1	.857	0	2.69	53	0	0	0	0	60.1	45	22	18	4	56	31
CHIRINOS, Y.	GU	T20	2	1	.667	0	2.81	6	5	0	0	3	32.0	29	10	10	3	26	17
HAND, B.	GU	T20	1	5	.167	17	2.84	48	0	0	0	0	50.2	36	17	16	4	44	19
REA, C.	GU	T20	0	1	.000	1	2.96	8	1	0	0	1	24.1	30	8	8	2	18	3
SMYLY, D.	GU	T20	6	4	.600	0	2.99	11	11	1	0	6	72.1	58	31	24	8	82	19
AKIN, K.	GU	T20	4	3	.571	0	3.52	14	8	1	0	5	69.0	71	31	27	8	81	22
BARRIA, J.	GU	T20	6	2	.750	1	3.63	12	11	2	1	5	79.1	67	36	32	10	58	19
ALZOLAY, A.	GU	T20	3	4	.429	0	3.70	10	9	0	0	4	58.1	45	29	24	4	78	31
WEAVER, L.	GU	T20	4	8	.333	0	4.52	19	15	1	0	7	99.2	127	55	50	15	98	29
BRUBAKER, J.	GU	T20	8	6	.571	0	4.60	20	19	1	0	8	117.1	136	75	60	17	112	40
KING, M.	GU	T20	1	6	.143	0	4.81	24	7	1	0	1	73.0	97	51	39	7	71	34
CESSA, L.	GU	T20	2	3	.400	6	5.33	46	0	0	0	0	52.1	55	33	31	8	44	18
MARQUEZ, G.	GU	T20	10	10	.500	0	5.41	27	27	2	0	12	168.0	198	114	101	29	178	64
CIMBER, A.	GU	T20	3	1	.750	1	5.67	22	0	0	0	0	27.0	31	17	17	6	31	9
GARCIA, D.	GU	T20	3	8	.273	0	5.83	20	13	2	1	2	83.1	111	66	54	15	85	22
BREWER, C.	GU	T20	0	2	.000	0	6.98	3	2	1	0	0	19.1	24	17	15	4	20	2
PAGAN, E.	GU	T20	1	2	.333	3	8.04	40	0	0	0	0	47.0	64	42	42	15	55	39
MILONE, T.	GU	T20	1	3	.250	0	10.65	4	4	0	0	0	23.2	43	35	28	9	26	13
BRICE, A.	GU	T20	1	0	1.000	0	11.05	9	0	0	0	0	14.2	22	18	18	4	21	9
Gunpowder Ironmen			62	70	.470	29	4.72	396	132	12	2	54	1171.2	1289	707	614	172	1184	440

19 Pitchers	Tm	Lg	SUP/9	R/9	ERA	BF/9	BR/9	H/9	BB/9	SO/9	HR/9	ERPT	OBA	BF	BR	IBB	HB	WP	BK
SUERO, W.	GU	T20	.0	3.28	2.69	37.3	11.3	6.7	4.5	8.4	.60	9.5	.211	250	76	1	1	0	0
CHIRINOS, Y.	GU	T20	5.9	2.81	2.81	38.8	13.2	8.2	4.8	7.3	.84	4.6	.242	138	47	0	1	0	0
HAND, B.	GU	T20	.0	3.02	2.84	36.8	9.2	6.4	2.5	7.8	.71	7.1	.194	207	52	5	2	2	0
REA, C.	GU	T20	.4	2.96	2.96	37.0	12.2	11.1	1.1	6.7	.74	3.1	.309	100	33	0	0	0	0
SMYLY, D.	GU	T20	6.3	3.86	2.99	36.3	9.6	7.2	2.4	10.2	1.00	9.0	.214	292	77	0	0	0	0
AKIN, K.	GU	T20	3.8	4.04	3.52	37.6	12.3	9.3	2.9	10.6	1.04	4.5	.269	288	94	0	1	0	0
BARRIA, J.	GU	T20	6.1	4.08	3.63	36.8	9.9	7.6	2.2	6.6	1.13	4.2	.223	324	87	0	1	0	0
ALZOLAY, A.	GU	T20	3.5	4.47	3.70	38.3	11.6	6.9	4.6	12.0	.62	2.6	.207	248	75	1	0	2	0
WEAVER, L.	GU	T20	3.6	4.97	4.52	39.7	14.2	11.5	2.5	8.8	1.35	-4.5	.314	440	157	1	2	0	0
BRUBAKER, J.	GU	T20	6.2	5.75	4.60	40.6	14.3	10.4	3.1	8.6	1.30	-6.5	.286	529	186	0	10	5	0
KING, M.	GU	T20	3.3	6.29	4.81	42.7	16.3	12.0	4.2	8.8	.86	-5.7	.313	346	132	0	1	0	0
CESSA, L.	GU	T20	.0	5.68	5.33	38.7	11.7	9.5	2.2	7.6	1.38	-7.1	.267	225	68	5	0	3	0
MARQUEZ, G.	GU	T20	5.1	6.11	5.41	40.5	14.0	10.6	3.4	9.5	1.55	-24.4	.288	756	261	1	0	6	0
CIMBER, A.	GU	T20	.0	5.67	5.67	39.7	12.3	10.3	2.0	10.3	2.00	-4.7	.284	119	37	3	0	0	0
GARCIA, D.	GU	T20	4.3	7.13	5.83	41.1	14.4	12.0	2.2	9.2	1.62	-16.0	.314	381	133	2	2	0	0
BREWER, C.	GU	T20	1.4	7.91	6.98	41.0	13.5	11.2	.9	9.3	1.86	-6.2	.289	88	29	0	3	0	0
PAGAN, E.	GU	T20	.0	8.04	8.04	45.6	19.5	12.3	7.3	10.5	2.87	-20.6	.322	238	102	1	0	0	0
MILONE, T.	GU	T20	6.1	13.31	10.65	47.5	22.1	16.4	4.9	9.9	3.42	-17.2	.394	125	58	0	2	1	1
BRICE, A.	GU	T20	.0	11.05	11.05	47.3	18.4	13.5	4.9	12.9	2.45	-11.3	.324	77	30	1	0	1	0
Gunpowder Ironmen			3.7	5.43	4.72	39.7	13.3	9.9	3.2	9.1	1.32	-79.4	.276	5171	1734	21	26	20	1

36 Players	Tm	Lg	AVG	G	AB	R	H	2B	3B	HR	TB	RBI	SO	BB	ASB	SB	CS	SBP	GDP
HEINEMAN, T.	GU	T20	.429	6	21	0	9	1	0	0	10	5	2	1	0	0	0	-	0
MILONE, T.	GU	T20	.429	4	7	0	3	0	0	0	3	1	2	1	0	0	0	-	0
LeMAHIEU, D.	GU	T20	.404	116	394	88	159	21	4	23	257	68	37	46	3	3	0	100.0	6
BRICE, A.	GU	T20	.333	9	3	1	1	0	0	0	1	0	1	0	0	0	0	-	0
BOGAERTS, X.	GU	T20	.324	118	460	84	149	18	4	29	262	78	78	38	11	11	0	100.0	9
MORELAND, M.	GU	T20	.300	96	320	49	96	21	0	27	198	71	79	27	0	0	0	-	3
CHIRINOS, Y.	GU	T20	.300	6	10	1	3	0	0	0	3	1	5	0	0	0	0	-	0
DEVERS, R.	GU	T20	.295	111	430	52	127	36	2	16	215	68	107	26	1	1	0	100.0	14
VAZQUEZ, C.	GU	T20	.276	104	337	43	93	5	2	16	150	56	89	37	5	3	2	60.0	15
CRON, C.	GU	T20	.272	55	92	26	25	9	0	7	55	15	32	31	0	0	0	-	0
CAMARGO, J.	GU	T20	.271	47	85	9	23	7	0	2	36	6	21	3	0	0	0	-	2
ALZOLAY, A.	GU	T20	.267	10	15	4	4	0	0	1	7	4	3	1	0	0	0	-	1
MOLINA, Y.	GU	T20	.265	86	223	17	59	2	0	3	70	19	37	4	1	1	0	100.0	14
SMITH, D.	GU	T20	.248	53	141	21	35	9	0	4	56	15	42	13	0	0	0	-	0
DICKERSON, C.	GU	T20	.247	103	409	64	101	16	1	17	170	54	77	39	3	1	2	33.3	14
GAMEL, B.	GU	T20	.242	86	240	38	58	18	1	9	105	24	77	29	0	0	0	-	5
SCHWARBER, K.	GU	T20	.238	110	366	62	87	14	0	32	197	63	127	51	0	0	0	-	7
ALBERTO, H.	GU	T20	.235	97	311	40	73	20	1	2	101	25	40	7	3	2	1	66.7	15
RENFROE, H.	GU	T20	.228	83	189	29	43	6	0	13	88	36	57	26	4	3	1	75.0	7
CAVE, J.	GU	T20	.215	72	163	17	35	5	3	5	61	18	53	4	0	0	0	-	1
BARRIA, J.	GU	T20	.194	12	31	5	6	0	0	1	9	1	4	2	0	0	0	-	0
GARCIA, D.	GU	T20	.192	20	26	5	5	0	0	0	5	1	5	0	0	0	0	-	0
VELAZQUEZ, A.	GU	T20	.169	52	89	9	15	3	2	0	22	3	39	6	16	12	4	75.0	1
MARQUEZ, G.	GU	T20	.158	27	57	3	9	3	0	0	12	2	13	3	0	0	0	-	1
AKIN, K.	GU	T20	.143	14	21	3	3	1	0	1	7	1	5	2	0	0	0	-	0
WEAVER, L.	GU	T20	.111	19	27	1	3	0	0	0	3	1	12	2	0	0	0	-	0
SMYLY, D.	GU	T20	.111	11	27	1	3	0	0	0	3	1	7	2	0	0	0	-	0
BRUBAKER, J.	GU	T20	.079	20	38	2	3	0	0	0	3	1	11	3	0	0	0	-	0
KING, M.	GU	T20	.048	24	21	1	1	0	0	0	1	0	4	1	0	0	0	-	1
PAGAN, E.	GU	T20	.000	40	6	0	0	0	0	0	0	1	1	0	0	0	0	-	0
SUERO, W.	GU	T20	.000	53	5	0	0	0	0	0	0	1	3	0	0	0	0	-	0
BREWER, C.	GU	T20	.000	3	6	0	0	0	0	0	0	0	2	0	0	0	0	-	0
REA, C.	GU	T20	.000	8	5	0	0	0	0	0	0	0	2	0	0	0	0	-	0
CIMBER, A.	GU	T20	.000	22	2	0	0	0	0	0	0	0	1	1	0	0	0	-	0
HAND, B.	GU	T20	.000	48	4	0	0	0	0	0	0	0	1	0	0	0	0	-	0
CESSA, L.	GU	T20	.000	46	2	0	0	0	0	0	0	0	1	0	0	0	0	-	0
Gunpowder Ironmen			.269	1791	4583	675	1231	215	20	208	2110	640	1077	406	47	37	10	78.7	116

36 Players	Tm	Lg	AVG	OBP	SLG	OPS	ISO	SECA	TA	RCON	RC	RC/G	PA	IBB	HBP	SH	SF
HEINEMAN, T.	GU	T20	.429	.435	.476	.911	.048	.095	.917	1.8	4.7	9.7	23	0	0	0	1
MILONE, T.	GU	T20	.429	.500	.429	.929	.000	.143	1.000	.7	1.6	11.0	8	0	0	0	0
LeMAHIEU, D.	GU	T20	.404	.469	.652	1.121	.249	.373	1.286	62.8	123.1	13.7	446	8	4	0	2
BRICE, A.	GU	T20	.333	.333	.333	.667	.000	.000	.500	-0	.3	4.5	3	0	0	0	0
BOGAERTS, X.	GU	T20	.324	.376	.570	.946	.246	.352	.975	42.6	99.6	8.4	500	1	1	0	1
MORELAND, M.	GU	T20	.300	.353	.619	.972	.319	.403	1.000	30.3	71.5	8.3	354	3	2	0	5
CHIRINOS, Y.	GU	T20	.300	.300	.300	.600	.000	.000	.429	-4	1.0	3.0	12	0	0	2	0
DEVERS, R.	GU	T20	.295	.338	.500	.838	.205	.267	.773	20.9	69.0	5.8	462	1	3	0	3
VAZQUEZ, C.	GU	T20	.276	.347	.445	.792	.169	.282	.728	11.6	48.6	5.0	375	2	0	0	1
CRON, C.	GU	T20	.272	.468	.598	1.066	.326	.663	1.328	15.6	29.9	12.0	126	0	3	0	0
CAMARGO, J.	GU	T20	.271	.295	.424	.719	.153	.188	.609	.3	10.0	4.2	88	0	0	0	0
ALZOLAY, A.	GU	T20	.267	.294	.467	.761	.200	.267	.667	.4	1.9	3.3	19	0	0	2	1
MOLINA, Y.	GU	T20	.265	.292	.314	.606	.049	.072	.449	-7.1	17.0	2.6	233	0	5	0	1
SMITH, D.	GU	T20	.248	.316	.397	.713	.149	.241	.660	1.0	18.9	4.8	155	0	1	0	0
DICKERSON, C.	GU	T20	.247	.316	.416	.731	.169	.262	.654	4.1	50.7	4.2	450	0	2	0	0
GAMEL, B.	GU	T20	.242	.326	.438	.763	.196	.317	.722	6.2	34.4	5.0	270	3	1	0	0
SCHWARBER, K.	GU	T20	.238	.339	.538	.877	.301	.440	.888	23.9	68.6	6.4	425	0	6	0	2
ALBERTO, H.	GU	T20	.235	.253	.325	.578	.090	.116	.437	-14.0	21.3	2.2	321	0	1	1	1
RENFROE, H.	GU	T20	.228	.318	.466	.784	.238	.386	.766	6.8	27.8	4.8	220	0	1	0	4
CAVE, J.	GU	T20	.215	.269	.374	.643	.160	.184	.566	-3.9	16.8	3.5	175	1	8	0	0
BARRIA, J.	GU	T20	.194	.242	.290	.533	.097	.161	.440	-1.9	2.3	2.5	33	0	0	0	0
GARCIA, D.	GU	T20	.192	.192	.192	.385	.000	.000	.238	-3.0	1.1	1.3	29	0	0	3	0
VELAZQUEZ, A.	GU	T20	.169	.221	.247	.468	.079	.236	.506	-6.3	5.0	1.7	95	0	0	0	0
MARQUEZ, G.	GU	T20	.158	.200	.211	.411	.053	.105	.306	-5.8	2.6	1.3	65	0	0	5	0
AKIN, K.	GU	T20	.143	.217	.333	.551	.190	.286	.500	-1.2	1.7	2.2	26	0	0	3	0
WEAVER, L.	GU	T20	.111	.172	.111	.284	.000	.074	.208	-4.0	.8	.8	33	0	0	4	0
SMYLY, D.	GU	T20	.111	.167	.111	.278	.000	.074	.208	-4.0	.7	.7	30	0	0	0	1
BRUBAKER, J.	GU	T20	.079	.146	.079	.225	.000	.079	.171	-6.4	.9	.6	47	0	0	6	0
KING, M.	GU	T20	.048	.091	.048	.139	.000	.048	.095	-4.2	.1	.1	23	0	0	1	0
PAGAN, E.	GU	T20	.000	.000	.000	.000	.000	.000	.000	-1.5	.0	.0	7	0	0	1	0
SUERO, W.	GU	T20	.000	.000	.000	.000	.000	.000	.000	-1.3	.0	.0	7	0	0	1	1
BREWER, C.	GU	T20	.000	.000	.000	.000	.000	.000	.000	-1.5	.0	.0	6	0	0	0	0
REA, C.	GU	T20	.000	.000	.000	.000	.000	.000	.000	-1.3	.0	.0	5	0	0	0	0
CIMBER, A.	GU	T20	.000	.333	.000	.333	.000	.500	.500	-2	.2	1.8	4	0	0	1	0
HAND, B.	GU	T20	.000	.000	.000	.000	.000	.000	.000	-1.0	.0	.0	4	0	0	0	0
CESSA, L.	GU	T20	.000	.000	.000	.000	.000	.000	.000	-5	.0	.0	3	0	0	1	0
Gunpowder Ironmen			.269	.332	.460	.792	.192	.286	.745	159.7	691.4	5.3	5082	19	38	31	24


20 REASONS PEOPLE LOVE HAMILTON



🇨🇦 **HAMILTON ONTARIO CANADA** 🇨🇦

Hamilton Ehs 2021 Starting Lineup on Opening Day

1-Raimel Tapia, RF 2-Lourdes Gurriel, LF 3-Alec Bohm, 3B 4-Christian Walker, 1B
5-Nick Ahmed, SS 6-Jacob Stallings, C 7-Michael Taylor, CF 8-Jazz Chisholm, 2B
9-Kevin Gausman, P



Ed Hebscher

30 Huntsville Street

Hamilton, Ontario

(289) 308-7534

Edhebscher@gmail.com



18 Pitchers	Tm	Lg	W	L	PCT	SV	ERA	G	GS	CG	SHO	QS	IP	H	R	ER	HR	SO	BB
PONCE, C.	HA	T20	5	0	1.000	0	.78	6	6	2	2	6	46.0	26	4	4	2	28	15
BLEIER, R.	HA	T20	2	1	.667	18	1.61	40	0	0	0	0	44.2	21	8	8	3	29	12
WATSON, T.	HA	T20	9	1	.900	4	2.35	40	0	0	0	0	46.0	28	13	12	4	30	17
GAUSMAN, K.	HA	T20	10	10	.500	0	2.88	21	21	3	2	14	144.0	132	53	46	15	142	41
HERGET, J.	HA	T20	3	2	.600	0	3.14	17	5	1	0	3	48.2	34	22	17	4	43	34
COLE, A.	HA	T20	2	1	.667	2	3.23	44	0	0	0	0	55.2	50	24	20	9	42	19
PLESAC, Z.	HA	T20	8	4	.667	0	3.36	18	18	2	1	12	131.1	99	51	49	22	130	24
GIVENS, M.	HA	T20	3	4	.429	0	3.42	43	0	0	0	0	52.2	47	25	20	8	45	28
LUZARDO, J.	HA	T20	7	7	.500	0	4.20	25	24	3	3	13	150.0	161	75	70	15	156	46
FRY, J.	HA	T20	1	3	.250	0	4.84	26	0	0	0	0	35.1	39	22	19	5	31	16
FEDDE, E.	HA	T20	3	12	.200	0	4.96	23	22	2	0	10	130.2	128	77	72	21	116	40
ANDRIESE, M.	HA	T20	2	6	.250	0	5.48	22	9	0	0	1	64.0	78	44	39	8	71	32
WEBER, R.	HA	T20	2	4	.333	0	5.58	15	9	2	2	4	71.0	74	49	44	16	69	29
FULMER, M.	HA	T20	1	2	.333	1	5.60	8	3	0	0	1	27.1	42	17	17	3	18	10
PATINO, L.	HA	T20	1	5	.167	0	5.88	9	9	0	0	4	49.0	52	35	32	11	54	22
RICHARDS, T.	HA	T20	1	6	.143	1	6.26	14	6	0	0	2	46.0	65	36	32	8	34	12
TEPERA, R.	HA	T20	2	1	.667	1	6.53	22	0	0	0	0	30.1	31	22	22	5	35	14
ADRIANZA, E.	HA	T20	0	1	.000	0	9.00	1	0	0	0	0	2.0	3	2	2	0	3	2
Hamilton Eh's			62	70	.470	27	4.02	394	132	15	10	70	1174.2	1110	579	525	159	1076	413

18 Pitchers	Tm	Lg	SUP/9	R/9	ERA	BF/9	BR/9	H/9	BB/9	SO/9	HR/9	ERPT	OBA	BF	BR	IBB	HB	WP	BK
PONCE, C.	HA	T20	3.5	.78	.78	33.8	8.0	5.1	2.9	5.5	.39	17.0	.167	173	41	0	0	0	0
BLEIER, R.	HA	T20	.0	1.61	1.61	34.1	7.5	4.2	2.4	5.8	.60	12.4	.139	169	37	0	4	1	0
WATSON, T.	HA	T20	.0	2.54	2.35	34.2	9.2	5.5	3.3	5.9	.78	9.0	.179	175	47	0	2	0	0
GAUSMAN, K.	HA	T20	4.1	3.31	2.88	37.1	10.6	8.3	2.3	8.9	.94	19.7	.243	594	169	4	0	1	1
HERGET, J.	HA	T20	4.4	4.07	3.14	39.0	12.6	6.3	6.3	8.0	.74	5.2	.194	211	68	0	0	0	0
COLE, A.	HA	T20	.0	3.88	3.23	38.5	10.7	8.1	2.6	6.8	1.46	5.4	.229	238	66	3	0	1	0
PLESAC, Z.	HA	T20	4.8	3.49	3.36	35.3	8.6	6.8	1.6	8.9	1.51	10.9	.204	515	126	0	3	0	0
GIVENS, M.	HA	T20	.0	4.27	3.42	39.6	12.6	8.0	3.8	7.7	1.37	4.0	.244	232	74	6	5	2	0
LUZARDO, J.	HA	T20	5.0	4.50	4.20	38.3	12.7	9.7	2.8	9.4	.90	-1.6	.277	638	211	0	4	0	1
FRY, J.	HA	T20	.0	5.60	4.84	40.5	13.2	9.9	3.3	7.9	1.27	-2.9	.279	159	52	3	0	1	0
FEDDE, E.	HA	T20	3.5	5.30	4.96	38.8	11.9	8.8	2.8	8.0	1.45	-12.4	.251	563	173	0	5	4	0
ANDRIESE, M.	HA	T20	3.1	6.19	5.48	42.5	15.5	11.0	4.2	10.0	1.13	-9.8	.298	302	110	2	2	0	0
WEBER, R.	HA	T20	3.3	6.21	5.58	40.3	13.4	9.4	3.5	8.7	2.03	-11.6	.265	318	106	1	4	2	0
FULMER, M.	HA	T20	.3	5.60	5.60	41.8	17.5	13.8	3.3	5.9	.99	-4.5	.368	127	53	0	1	0	0
PATINO, L.	HA	T20	3.9	6.43	5.88	39.9	13.4	9.6	3.9	9.9	2.02	-9.6	.277	217	73	1	0	3	0
RICHARDS, T.	HA	T20	1.2	7.04	6.26	42.3	14.7	12.7	2.0	6.7	1.57	-11.0	.323	216	75	2	0	0	0
TEPERA, R.	HA	T20	.0	6.53	6.53	40.4	13.6	9.2	3.9	10.4	1.48	-8.2	.261	136	46	1	2	3	0
ADRIANZA, E.	HA	T20	.0	9.00	9.00	54.0	27.0	13.5	9.0	13.5	.00	-1.1	.333	12	6	0	1	0	0
Hamilton Eh's			3.0	4.44	4.02	38.3	11.7	8.5	3.0	8.2	1.22	10.9	.248	4995	1533	23	33	18	2

35 Players	Tm	Lg	AVG	G	AB	R	H	2B	3B	HR	TB	RBI	SO	BB	ASB	SB	CS	SBP	GDP
MARISNICK, J.	HA	T20	.367	50	79	17	29	10	1	6	59	21	27	6	0	0	0	-	0
GURRIEL, L.	HA	T20	.320	118	500	81	160	27	2	22	257	71	112	22	11	9	2	81.8	16
BOHM, A.	HA	T20	.318	101	368	47	117	19	0	6	154	48	76	35	4	3	1	75.0	7
TAPIA, R.	HA	T20	.308	112	416	62	128	20	3	2	160	36	81	36	27	24	3	88.9	2
WALKER, C.	HA	T20	.287	124	460	59	132	46	0	23	247	85	89	33	2	2	0	100.0	14
TAYLOR, M.	HA	T20	.281	68	192	35	54	16	0	15	115	43	42	11	2	1	1	50.0	5
MORAN, C.	HA	T20	.262	92	191	28	50	10	0	15	105	32	52	15	0	0	0	-	10
AHMED, N.	HA	T20	.248	116	460	59	114	18	0	10	162	32	116	31	9	6	3	66.7	7
CASTRO, S.	HA	T20	.248	56	101	12	25	7	1	2	40	10	24	5	0	0	0	-	1
BARNES, A.	HA	T20	.244	81	201	21	49	6	0	1	58	10	62	25	5	4	1	80.0	5
KINGERY, S.	HA	T20	.207	56	116	16	24	2	0	7	47	19	36	5	0	0	0	-	1
DUGGAR, S.	HA	T20	.200	40	105	8	21	8	0	0	29	5	31	6	3	3	0	100.0	5
PLESAC, Z.	HA	T20	.200	18	40	4	8	0	0	0	8	3	14	3	0	0	0	-	0
CHISHOLM, J.	HA	T20	.196	116	362	44	71	8	5	11	122	33	110	35	19	9	10	47.4	4
STALLINGS, J.	HA	T20	.190	83	279	30	53	8	0	10	91	36	83	40	0	0	0	-	3
OSUNA, J.	HA	T20	.189	50	95	8	18	5	0	4	35	13	29	4	0	0	0	-	2
WEBER, R.	HA	T20	.182	15	22	2	4	0	0	0	4	0	7	0	0	0	0	-	0
POLANCO, G.	HA	T20	.175	71	229	23	40	8	1	13	89	40	92	18	4	3	1	75.0	4
FULMER, M.	HA	T20	.167	8	6	0	1	0	0	0	1	1	2	0	0	0	0	-	0
ADRIANZA, E.	HA	T20	.123	62	122	10	15	7	0	0	22	4	34	19	0	0	0	-	4
GAUSMAN, K.	HA	T20	.093	21	43	2	4	0	0	0	4	2	20	4	0	0	0	-	0
HERGET, J.	HA	T20	.083	17	12	0	1	0	0	0	1	0	5	1	0	0	0	-	0
PATINO, L.	HA	T20	.077	9	13	0	1	1	0	0	2	0	3	1	0	0	0	-	0
RICHARDS, T.	HA	T20	.077	14	13	0	1	0	0	0	1	0	7	0	0	0	0	-	1
ANDRIESE, M.	HA	T20	.071	22	14	1	1	0	0	0	1	0	3	0	0	0	0	-	0
FEDDE, E.	HA	T20	.059	23	34	1	2	0	0	0	2	0	16	3	0	0	0	-	0
LUZARDO, J.	HA	T20	.022	25	46	2	1	0	0	0	1	0	19	1	0	0	0	-	0
PONCE, C.	HA	T20	.000	6	14	0	0	0	0	0	0	0	7	0	0	0	0	-	0
FRY, J.	HA	T20	.000	26	3	0	0	0	0	0	0	0	1	0	0	0	0	-	0
COLE, A.	HA	T20	.000	44	1	0	0	0	0	0	0	0	0	0	0	0	0	-	0
GIVENS, M.	HA	T20	-	43	0	0	0	0	0	0	0	0	0	1	0	0	0	-	0
ODOM, J.	HA	T20	.000	3	1	0	0	0	0	0	0	0	1	0	0	0	0	-	0
WATSON, T.	HA	T20	.000	40	1	0	0	0	0	0	0	0	0	0	0	0	0	-	0
BLEIER, R.	HA	T20	-	40	0	0	0	0	0	0	0	0	0	0	0	0	0	-	0
TEPERA, R.	HA	T20	-	22	0	0	0	0	0	0	0	0	0	0	0	0	0	-	0
Hamilton Eh's			.248	1792	4539	572	1124	226	13	147	1817	544	1201	360	86	64	22	74.4	91

35 Players	Tm	Lg	AVG	OBP	SLG	OPS	ISO	SECA	TA	RCON	RC	RC/G	PA	IBB	HBP	SH	SF
MARISNICK, J.	HA	T20	.367	.412	.747	1.159	.380	.456	1.300	12.4	24.9	13.5	85	0	0	0	0
GURRIEL, L.	HA	T20	.320	.347	.514	.861	.194	.252	.804	28.3	83.9	6.3	525	1	0	0	3
BOHM, A.	HA	T20	.318	.379	.418	.798	.101	.201	.749	15.7	59.2	6.1	406	4	2	0	1
TAPIA, R.	HA	T20	.308	.367	.385	.752	.077	.214	.761	15.5	65.0	6.0	455	0	3	0	0
WALKER, C.	HA	T20	.287	.337	.537	.874	.250	.326	.833	28.5	79.8	6.3	498	2	3	0	2
TAYLOR, M.	HA	T20	.281	.324	.599	.923	.318	.375	.910	14.5	36.2	6.5	213	0	4	0	6
MORAN, C.	HA	T20	.262	.319	.550	.869	.288	.366	.801	10.5	29.5	5.3	207	1	1	0	0
AHMED, N.	HA	T20	.248	.297	.352	.649	.104	.178	.562	-8.0	47.9	3.6	492	0	1	0	0
CASTRO, S.	HA	T20	.248	.280	.396	.676	.149	.198	.584	-1.0	11.3	3.9	107	0	0	0	1
BARNES, A.	HA	T20	.244	.349	.289	.637	.045	.184	.601	-1.0	22.4	3.8	235	0	8	0	1
KINGERY, S.	HA	T20	.207	.240	.405	.645	.198	.241	.559	-3.0	11.2	3.2	123	0	0	2	0
DUGGAR, S.	HA	T20	.200	.243	.276	.519	.076	.162	.427	-5.7	6.4	1.9	111	0	0	0	0
PLESAC, Z.	HA	T20	.200	.256	.200	.456	.000	.075	.344	-3.3	2.5	1.9	47	0	0	4	0
CHISHOLM, J.	HA	T20	.196	.281	.337	.618	.141	.235	.570	-13.3	33.9	3.0	406	3	8	0	1
STALLINGS, J.	HA	T20	.190	.291	.326	.617	.136	.280	.572	-6.8	28.6	3.4	320	1	0	0	1
OSUNA, J.	HA	T20	.189	.222	.368	.591	.179	.221	.494	-4.2	7.3	2.5	99	0	0	0	0
WEBER, R.	HA	T20	.182	.182	.182	.364	.000	.000	.222	-2.7	.8	1.1	24	0	0	2	0
POLANCO, G.	HA	T20	.175	.239	.389	.628	.214	.301	.577	-6.5	21.2	2.9	251	1	2	0	2
FULMER, M.	HA	T20	.167	.167	.167	.333	.000	.000	.200	-.8	.2	1.0	7	0	0	1	0
ADRIANZA, E.	HA	T20	.123	.241	.180	.421	.057	.213	.369	-11.2	5.7	1.4	141	0	0	0	0
GAUSMAN, K.	HA	T20	.093	.170	.093	.263	.000	.093	.205	-6.6	1.1	.7	51	0	0	4	0
HERGET, J.	HA	T20	.083	.154	.083	.237	.000	.083	.182	-2.0	.3	.6	14	0	0	1	0
PATINO, L.	HA	T20	.077	.143	.154	.297	.077	.154	.250	-1.9	.4	.8	16	0	0	2	0
RICHARDS, T.	HA	T20	.077	.077	.077	.154	.000	.000	.077	-2.5	.0	.0	15	0	0	2	0
ANDRIESE, M.	HA	T20	.071	.071	.071	.143	.000	.000	.077	-2.8	.2	.3	18	0	0	4	0
FEDDE, E.	HA	T20	.059	.135	.059	.194	.000	.088	.156	-6.1	.7	.5	43	0	0	6	0
LUZARDO, J.	HA	T20	.022	.043	.022	.064	.000	.022	.044	-10.5	.2	.1	54	0	0	7	0
PONCE, C.	HA	T20	.000	.000	.000	.000	.000	.000	.000	-3.5	.0	.0	16	0	0	2	0
FRY, J.	HA	T20	.000	.000	.000	.000	.000	.000	.000	-.8	.0	.0	3	0	0	0	0
COLE, A.	HA	T20	.000	.000	.000	.000	.000	.000	.000	-.3	.0	.0	2	0	0	1	0
GIVENS, M.	HA	T20	-	1.000	-	-	-	-	-	.3	.4	10.5	2	0	0	1	0
ODOM, J.	HA	T20	.000	.000	.000	.000	.000	.000	.000	-.3	.0	.0	1	0	0	0	0
WATSON, T.	HA	T20	.000	.000	.000	.000	.000	.000	.000	-.3	.0	.0	1	0	0	0	0
BLEIER, R.	HA	T20	-	-	-	-	-	-	-	.0	-	-	0	0	0	0	0
TEPERA, R.	HA	T20	-	-	-	-	-	-	-	.0	-	-	0	0	0	0	0
Hamilton Eh's			.248	.306	.400	.707	.153	.241	.644	20.9	556.5	4.2	4988	13	32	39	18




HEREFORD

Highlanders Baseball



HEREFORD HIGHLANDERS 2021 Opening Day Starting Lineup

1-Nick Solak, 2B 2-Manny Machado, 3B 3-Franmil Reyes, LF 4-Pete Alonso, 1B
5-Manuel Margot, RF 6-Lewis Brinson, CF 7-Javier Baez, SS 8-Mike Zunino, C
9-Sean Manaea, P



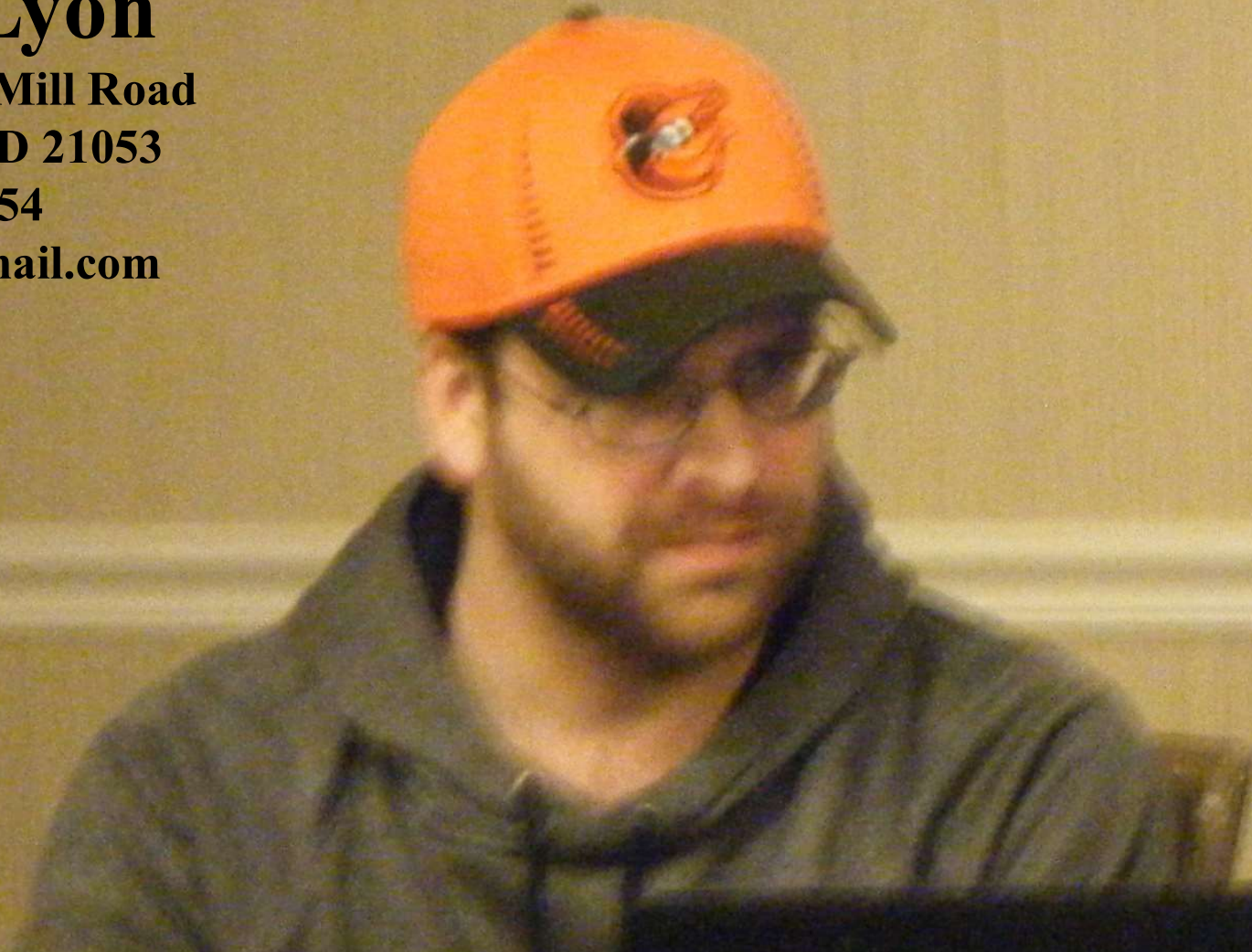
Steve Lyon

20345 Gore Mill Road

Freeland, MD 21053

(443) 421-6654

lyon109@gmail.com



17 Pitchers	Tm	Lg	W	L	PCT	SV	ERA	G	GS	CG	SHO	QS	IP	H	R	ER	HR	SO	BB
DIAZ, I.	HH	T20	0	0	-	0	.00	1	0	0	0	0	1.0	0	0	0	0	0	3
ANDERSON, I.	HH	T20	1	5	.167	0	3.32	6	6	1	0	3	43.1	30	19	16	8	48	11
JANSEN, K.	HH	T20	2	5	.286	3	3.64	39	0	0	0	0	59.1	45	26	24	13	70	28
ALEXANDER, S.	HH	T20	0	2	.000	2	3.90	17	0	0	0	0	32.1	27	18	14	4	21	15
MANAEA, S.	HH	T20	5	8	.385	0	4.12	19	16	3	2	8	111.1	115	55	51	16	86	25
SMITH, W.	HH	T20	1	1	.500	0	4.19	19	0	0	0	0	38.2	43	19	18	6	34	12
WACHA, M.	HH	T20	5	8	.385	0	5.41	22	20	4	0	8	123.0	161	79	74	27	119	26
BIELAK, B.	HH	T20	4	6	.400	0	5.56	24	12	4	1	5	98.2	110	68	61	15	91	44
IGLESIAS, R.	HH	T20	4	2	.667	5	5.57	33	0	0	0	0	51.2	55	32	32	7	44	16
HARVEY, M.	HH	T20	2	16	.111	0	5.58	22	20	2	1	8	119.1	138	84	74	35	112	51
DOOLITTLE, S.	HH	T20	2	2	.500	0	5.68	33	0	0	0	0	69.2	82	50	44	17	65	21
SMITH, C.	HH	T20	2	4	.333	0	5.89	8	5	1	0	1	36.2	39	28	24	5	36	25
SKUBAL, T.	HH	T20	4	13	.235	0	6.36	25	21	2	0	5	121.2	157	96	86	26	121	55
KREMER, D.	HH	T20	2	4	.333	0	6.94	7	7	0	0	3	36.1	46	30	28	4	44	17
JAMES, J.	HH	T20	3	9	.250	0	6.97	16	12	3	1	3	72.1	96	73	56	18	81	44
BETANCES, D.	HH	T20	0	0	-	0	8.14	36	0	0	0	0	76.1	120	76	69	12	71	51
TOUSSAINT, T.	HH	T20	1	9	.100	0	9.69	20	13	0	0	2	69.2	113	85	75	31	67	29
Hereford Highlanders			38	94	.288	10	5.78	347	132	20	5	46	1161.1	1377	838	746	244	1110	473


17 Pitchers	Tm	Lg	SUP/9	R/9	ERA	BF/9	BR/9	H/9	BB/9	SO/9	HR/9	ERPT	OBA	BF	BR	IBB	HB	WP	BK
DIAZ, I.	HH	T20	.0	.00	.00	54.0	27.0	.0	27.0	.0	.00	.5	.000	6	3	0	0	0	0
ANDERSON, I.	HH	T20	3.5	3.95	3.32	35.7	8.7	6.2	2.1	10.0	1.66	3.8	.190	172	42	1	2	0	0
JANSEN, K.	HH	T20	.0	3.94	3.64	38.4	10.8	6.8	3.6	10.6	1.97	3.1	.202	253	71	4	2	0	0
ALEXANDER, S.	HH	T20	.0	5.01	3.90	37.9	11.7	7.5	4.2	5.8	1.11	.8	.227	136	42	0	0	0	0
MANAEA, S.	HH	T20	2.4	4.45	4.12	37.8	11.6	9.3	1.9	7.0	1.29	-.2	.266	468	144	2	6	1	0
SMITH, W.	HH	T20	.0	4.42	4.19	39.1	12.8	10.0	2.3	7.9	1.40	-.4	.285	168	55	2	2	0	0
WACHA, M.	HH	T20	5.3	5.78	5.41	39.5	14.0	11.8	1.9	8.7	1.98	-17.9	.322	540	192	0	5	1	0
BIELAK, B.	HH	T20	4.0	6.20	5.56	40.8	14.1	10.0	3.8	8.3	1.37	-16.0	.278	447	155	2	3	0	0
IGLESIAS, R.	HH	T20	.0	5.57	5.57	38.7	12.2	9.6	1.9	7.7	1.22	-8.4	.278	222	70	5	4	0	0
HARVEY, M.	HH	T20	2.0	6.34	5.58	40.8	14.3	10.4	3.8	8.4	2.64	-19.6	.284	541	189	0	0	0	0
DOOLITTLE, S.	HH	T20	.0	6.46	5.68	39.9	12.8	10.6	2.1	8.4	2.20	-12.2	.289	309	99	5	1	0	0
SMITH, C.	HH	T20	3.4	6.87	5.89	42.5	15.0	9.6	5.4	8.8	1.23	-7.3	.271	173	61	3	0	0	0
SKUBAL, T.	HH	T20	3.0	7.10	6.36	42.0	16.3	11.6	4.0	9.0	1.92	-30.5	.317	568	220	1	9	0	0
KREMER, D.	HH	T20	4.0	7.43	6.94	42.1	15.6	11.4	4.2	10.9	.99	-11.4	.309	170	63	0	0	0	0
JAMES, J.	HH	T20	5.2	9.08	6.97	45.2	18.2	11.9	5.4	10.1	2.24	-23.0	.314	363	146	1	7	0	0
BETANCES, D.	HH	T20	.0	8.96	8.14	46.6	19.6	14.1	5.3	8.4	1.41	-34.2	.357	395	166	6	1	6	0
TOUSSAINT, T.	HH	T20	3.7	10.98	9.69	45.1	18.7	14.6	3.7	8.7	4.00	-43.2	.365	349	145	0	3	3	0
Hereford Highlanders			2.6	6.49	5.78	40.9	14.4	10.7	3.4	8.6	1.89	-216.2	.294	5280	1863	32	45	11	0

34 Players	Tm	Lg	AVG	G	AB	R	H	2B	3B	HR	TB	RBI	SO	BB	ASB	SB	CS	SBP	GDP
MACHADO, M.	HH	T20	.320	108	384	64	123	16	1	29	228	69	58	35	15	13	2	86.7	15
JAMES, J.	HH	T20	.304	16	23	4	7	1	0	1	11	5	7	3	0	0	0	-	0
BART, J.	HH	T20	.286	80	262	27	75	13	6	0	100	15	102	7	0	0	0	-	1
BRINSON, L.	HH	T20	.275	59	182	19	50	17	0	4	79	20	40	5	11	11	0	100.0	3
URIAS, L.	HH	T20	.269	77	260	21	70	18	2	0	92	23	63	22	6	3	3	50.0	6
RILEY, A.	HH	T20	.267	61	176	28	47	11	0	7	79	20	35	19	0	0	0	-	7
MARGOT, M.	HH	T20	.260	75	200	19	52	12	0	0	64	9	42	17	17	13	4	76.5	6
REYES, F.	HH	T20	.255	124	478	58	122	11	0	18	187	54	153	45	3	3	0	100.0	16
SOLAK, N.	HH	T20	.254	107	405	37	103	15	0	1	121	17	72	41	10	10	0	100.0	3
ANDERSON, I.	HH	T20	.250	6	8	2	2	0	0	0	2	0	1	3	0	0	0	-	0
ALONSO, P.	HH	T20	.237	127	490	61	116	9	1	44	259	103	146	37	0	0	0	-	13
NAYLOR, J.	HH	T20	.230	102	204	19	47	3	3	2	62	13	28	14	1	1	0	100.0	2
IGLESIAS, R.	HH	T20	.222	33	9	0	2	0	0	0	2	0	1	1	0	0	0	-	0
ZUNINO, M.	HH	T20	.212	37	104	13	22	7	2	4	45	14	43	15	0	0	0	-	3
GARCIA, J.	HH	T20	.205	27	88	8	18	0	0	0	18	6	30	3	2	1	1	50.0	2
UPTON, J.	HH	T20	.188	57	181	24	34	5	0	14	81	26	47	9	1	0	1	.0	9
HARVEY, M.	HH	T20	.182	22	33	2	6	1	0	0	7	4	11	1	0	0	0	-	1
DOOLITTLE, S.	HH	T20	.182	33	11	1	2	0	0	0	2	1	2	1	0	0	0	-	0
BAEZ, J.	HH	T20	.176	108	410	38	72	23	1	16	145	38	142	16	3	2	1	66.7	11
DIAZ, I.	HH	T20	.164	44	146	7	24	0	0	0	24	3	44	0	0	0	0	-	2
TOUSSAINT, T.	HH	T20	.150	20	20	1	3	0	0	0	3	0	5	1	0	0	0	-	0
CHIRINOS, R.	HH	T20	.147	32	95	10	14	2	1	3	27	9	33	9	0	0	0	-	4
PINDER, C.	HH	T20	.143	20	49	5	7	2	0	0	9	0	12	4	0	0	0	-	2
BETANCES, D.	HH	T20	.125	36	16	0	2	0	0	0	2	0	5	0	0	0	0	-	0
MANAEA, S.	HH	T20	.121	19	33	2	4	2	0	0	6	0	11	1	0	0	0	-	0
THOMAS, L.	HH	T20	.115	24	78	5	9	4	0	1	16	7	33	3	0	0	0	-	0
SKUBAL, T.	HH	T20	.108	25	37	2	4	0	0	1	7	2	9	2	0	0	0	-	0
KREMER, D.	HH	T20	.083	7	12	2	1	0	0	0	1	0	1	1	0	0	0	-	0
WACHA, M.	HH	T20	.075	22	40	4	3	0	0	0	3	2	19	6	0	0	0	-	0
BIELAK, B.	HH	T20	.065	24	31	1	2	1	0	0	3	0	5	1	0	0	0	-	0
SMITH, C.	HH	T20	.000	8	10	0	0	0	0	0	0	0	2	1	0	0	0	-	0
SMITH, W.	HH	T20	.000	19	7	0	0	0	0	0	0	0	2	0	0	0	0	-	0
ALEXANDER, S.	HH	T20	.000	17	5	0	0	0	0	0	0	0	2	0	0	0	0	-	0
JANSEN, K.	HH	T20	.000	39	3	0	0	0	0	0	0	0	2	1	0	0	0	-	0
Hereford Highlanders			.232	1615	4490	484	1043	173	17	145	1685	460	1208	324	69	57	12	82.6	106

34 Players	Tm	Lg	AVG	OBP	SLG	OPS	ISO	SECA	TA	RCON	RC	RC/G	PA	IBB	HBP	SH	SF
MACHADO, M.	HH	T20	.320	.378	.594	.971	.273	.393	.996	39.2	82.4	8.0	421	1	1	0	1
JAMES, J.	HH	T20	.304	.385	.478	.863	.174	.304	.875	1.5	4.5	7.6	26	0	0	0	0
BART, J.	HH	T20	.286	.333	.382	.715	.095	.122	.633	1.8	34.7	5.0	282	1	12	0	1
BRINSON, L.	HH	T20	.275	.291	.434	.725	.159	.247	.704	4.5	24.0	4.7	189	0	0	0	2
URIAS, L.	HH	T20	.269	.324	.354	.678	.085	.169	.588	-1.7	29.3	3.9	284	0	0	0	2
RILEY, A.	HH	T20	.267	.338	.449	.787	.182	.290	.721	6.0	25.4	5.0	195	0	0	0	0
MARGOT, M.	HH	T20	.260	.318	.320	.638	.060	.190	.595	-1.9	20.4	3.5	217	0	0	0	0
REYES, F.	HH	T20	.255	.322	.391	.713	.136	.236	.637	4.2	58.4	4.2	525	1	2	0	0
SOLAK, N.	HH	T20	.254	.325	.299	.624	.044	.170	.570	-4.9	43.9	3.9	449	0	2	0	1
ANDERSON, I.	HH	T20	.250	.455	.250	.705	.000	.375	.833	.4	1.6	4.7	14	0	0	3	0
ALONSO, P.	HH	T20	.237	.297	.529	.825	.292	.367	.780	19.0	73.8	5.1	536	3	6	0	3
NAYLOR, J.	HH	T20	.230	.286	.304	.590	.074	.147	.497	-7.5	18.5	3.1	220	0	2	0	0
IGLESIAS, R.	HH	T20	.222	.300	.222	.522	.000	.111	.429	-5	.8	2.5	12	0	0	2	0
ZUNINO, M.	HH	T20	.212	.317	.433	.749	.221	.365	.718	2.2	14.2	4.5	120	2	1	0	0
GARCIA, J.	HH	T20	.205	.228	.205	.433	.000	.034	.301	-8.5	3.8	1.4	92	1	0	0	1
UPTON, J.	HH	T20	.188	.232	.448	.679	.260	.304	.586	-3.2	15.3	2.6	194	0	2	0	2
HARVEY, M.	HH	T20	.182	.206	.212	.418	.030	.061	.286	-3.3	1.5	1.2	39	0	0	5	0
DOOLITTLE, S.	HH	T20	.182	.231	.182	.413	.000	.091	.333	-1.0	.6	1.7	13	0	0	0	1
BAEZ, J.	HH	T20	.176	.206	.354	.560	.178	.220	.469	-22.4	27.2	2.1	432	2	1	0	5
DIAZ, I.	HH	T20	.164	.164	.164	.329	.000	.000	.194	-19.5	3.6	.8	146	0	0	0	0
TOUSSAINT, T.	HH	T20	.150	.190	.150	.340	.000	.050	.235	-2.5	.7	1.0	22	0	0	1	0
CHIRINOS, R.	HH	T20	.147	.221	.284	.505	.137	.232	.424	-6.8	5.4	1.7	104	0	0	0	0
PINDER, C.	HH	T20	.143	.208	.184	.391	.041	.122	.295	-5.3	1.7	1.0	53	0	0	0	0
BETANCES, D.	HH	T20	.125	.125	.125	.250	.000	.000	.143	-2.6	.3	.5	16	0	0	0	0
MANAEA, S.	HH	T20	.121	.147	.182	.329	.061	.091	.241	-4.4	1.0	.9	35	0	0	1	0
THOMAS, L.	HH	T20	.115	.148	.205	.353	.090	.128	.275	-9.8	2.5	1.0	81	0	0	0	0
SKUBAL, T.	HH	T20	.108	.154	.189	.343	.081	.135	.273	-4.8	1.3	1.0	42	0	0	3	0
KREMER, D.	HH	T20	.083	.154	.083	.237	.000	.083	.182	-2.0	.2	.5	13	0	0	0	0
WACHA, M.	HH	T20	.075	.196	.075	.271	.000	.150	.243	-5.9	1.3	.8	51	0	0	5	0
BIELAK, B.	HH	T20	.065	.094	.097	.191	.032	.065	.138	-5.7	.4	.3	34	0	0	2	0
SMITH, C.	HH	T20	.000	.091	.000	.091	.000	.100	.100	-2.2	.1	.2	12	0	0	1	0
SMITH, W.	HH	T20	.000	.000	.000	.000	.000	.000	.000	-1.8	.0	.0	7	0	0	0	0
ALEXANDER, S.	HH	T20	.000	.000	.000	.000	.000	.000	.000	-1.3	.0	.0	5	0	0	0	0
JANSEN, K.	HH	T20	.000	.250	.000	.250	.000	.333	.333	-4	.2	1.1	5	0	0	1	0
Hereford Highlanders			.232	.287	.375	.662	.143	.225	.588	-50.9	477.6	3.6	4886	11	29	24	19

ATLANTIC

DIVISION





FARMINGTON

RIVER RATS



**FARMINGTON
RIVER RATS**
2021 Opening Day
Starting Lineup

**1-Adalberto Mondesi, SS 2-Mark Canha, RF 3-Nelson Cruz, LF
4-Salvador Perez, C 5-George Springer, CF 6-Alex Bregman, 3B
7-Freddy Galvis, 2B 8-Yuli Gurriel, 1B 9-Max Fried, P**



Mike Mancini

**40 Cope Farms Road
Farmington, CT 06032
(860) 674-8378
bubs922@comcast.net**



19 Pitchers	Tm	Lg	W	L	PCT	SV	ERA	G	GS	CG	SHO	QS	IP	H	R	ER	HR	SO	BB
GALLEGOS, G.	FR	T20	1	0	1.000	0	.00	10	0	0	0	0	16.0	9	0	0	0	22	3
KOLAREK, A.	FR	T20	3	2	.600	1	1.48	41	0	0	0	0	42.2	24	9	7	3	33	15
PARKER, B.	FR	T20	0	0	-	1	1.59	14	2	0	0	1	28.1	14	6	5	1	34	11
GARCIA, J.	FR	T20	3	2	.600	36	1.61	51	0	0	0	0	44.2	23	8	8	2	28	17
SORIA, J.	FR	T20	2	2	.500	0	1.97	35	0	0	0	0	45.2	35	13	10	4	42	14
FRIED, M.	FR	T20	17	2	.895	0	2.51	22	22	0	0	18	147.0	69	41	41	21	130	62
KERSHAW, C.	FR	T20	13	5	.722	0	2.86	24	24	2	2	16	144.2	88	47	46	13	125	21
LAKINS, T.	FR	T20	2	0	1.000	2	2.93	45	0	0	0	0	61.1	51	21	20	6	50	19
FLORO, D.	FR	T20	2	4	.333	2	3.10	48	0	0	0	0	58.0	43	22	20	8	35	21
ZIMMER, K.	FR	T20	4	4	.500	6	3.14	35	2	0	0	0	48.2	27	26	17	6	52	14
STRAHM, M.	FR	T20	6	3	.667	1	3.47	36	0	0	0	0	49.1	41	19	19	7	33	9
GRAY, S.	FR	T20	9	6	.600	0	3.50	22	22	0	0	9	123.1	127	56	48	12	134	52
KELLY, M.	FR	T20	7	2	.778	0	3.84	14	14	1	1	8	79.2	60	34	34	15	79	26
HILL, R.	FR	T20	6	1	.857	0	3.84	16	16	0	0	6	89.0	69	42	38	12	82	31
MAZZA, C.	FR	T20	7	1	.875	0	3.92	15	15	0	0	4	80.1	88	38	35	9	72	21
STAUMONT, J.	FR	T20	3	1	.750	0	4.95	47	0	0	0	0	60.0	49	33	33	9	63	29
ESHELMAN, T.			1	2	.333	0	6.59	5	3	0	0	1	13.2	15	12	10	2	7	3
ODORIZZI, J.			4	5	.444	0	8.22	12	12	0	0	2	58.0	93	56	53	20	46	24
MARTINEZ, C.	FR	T20	0	0	-	0	8.64	10	0	0	0	0	25.0	39	27	24	5	27	12
Farmington Rats			90	42	.682	49	3.47	502	132	3	3	65	1215.1	964	510	468	155	1094	404

19 Pitchers	Tm	Lg	SUP/9	R/9	ERA	BF/9	BR/9	H/9	BB/9	SO/9	HR/9	ERPT	OBA	BF	BR	IBB	HB	WP	BK
GALLEGOS, G.	FR	T20	.0	.00	.00	33.8	6.2	5.1	1.1	12.4	.00	7.3	.161	60	11	1	0	0	0
KOLAREK, A.	FR	T20	.0	1.90	1.48	34.8	7.0	5.1	1.9	7.0	.63	12.5	.161	165	33	6	0	1	0
PARKER, B.	FR	T20	1.6	1.91	1.59	34.6	7.9	4.4	3.5	10.8	.32	7.9	.143	109	25	0	0	0	0
GARCIA, J.	FR	T20	.0	1.61	1.61	34.1	8.3	4.6	3.0	5.6	.40	12.4	.155	169	41	2	3	0	0
SORIA, J.	FR	T20	.0	2.56	1.97	36.7	9.5	6.9	2.6	8.3	.79	10.8	.205	186	48	1	0	0	0
FRIED, M.	FR	T20	6.8	2.51	2.51	35.0	8.4	4.2	3.8	8.0	1.29	26.1	.138	572	137	0	6	1	0
KERSHAW, C.	FR	T20	5.5	2.92	2.86	33.3	7.0	5.5	1.3	7.8	.81	20.0	.175	535	113	0	4	0	0
LAKINS, T.	FR	T20	.0	3.08	2.93	37.6	10.6	7.5	2.8	7.3	.88	8.0	.222	256	72	0	2	2	0
FLORO, D.	FR	T20	.0	3.41	3.10	36.2	9.0	6.7	2.3	5.4	1.24	6.5	.205	233	58	6	0	3	0
ZIMMER, K.	FR	T20	.9	4.81	3.14	34.8	7.6	5.0	2.4	9.6	1.11	5.2	.159	188	41	1	1	0	0
STRAHM, M.	FR	T20	.0	3.47	3.47	35.8	9.5	7.5	1.5	6.0	1.28	3.5	.223	196	52	1	3	1	0
GRAY, S.	FR	T20	5.0	4.09	3.50	39.8	13.3	9.3	3.6	9.8	.88	8.3	.266	545	182	2	5	2	0
KELLY, M.	FR	T20	7.5	3.84	3.84	36.6	9.7	6.8	2.8	8.9	1.69	2.3	.203	324	86	1	1	0	0
HILL, R.	FR	T20	5.8	4.25	3.84	37.1	10.4	7.0	3.1	8.3	1.21	2.6	.212	367	103	0	3	2	0
MAZZA, C.	FR	T20	5.4	4.26	3.92	38.8	12.7	9.9	2.4	8.1	1.01	1.7	.278	346	113	0	4	1	0
STAUMONT, J.	FR	T20	.0	4.95	4.95	38.1	12.2	7.3	4.3	9.4	1.35	-5.6	.223	254	81	0	3	2	0
ESHELMAN, T.			1.3	7.90	6.59	40.8	13.8	9.9	2.0	4.6	1.32	-3.8	.268	62	21	0	3	1	0
ODORIZZI, J.	FR	T20	6.8	8.69	8.22	44.1	18.5	14.4	3.7	7.1	3.10	-26.5	.368	284	119	0	2	0	0
MARTINEZ, C.	FR	T20	.0	9.72	8.64	45.7	18.4	14.0	4.3	9.7	1.80	-12.6	.339	127	51	0	0	0	0
Farmington Rats			3.7	3.78	3.47	36.9	10.3	7.1	2.8	8.1	1.15	86.5	.215	4978	1387	21	40	16	0

36 Players	Tm	Lg	AVG	G	AB	R	H	2B	3B	HR	TB	RBI	SO	BB	ASB	SB	CS	SBP	GDP
GALLEGOS, G.	FR	T20	1.000	10	1	0	1	0	0	0	1	0	0	0	0	0	0	-	0
ESHELMAN, T.			.500	5	2	0	1	0	1	0	3	0	1	0	0	0	0	-	0
ARRAEZ, L.	FR	T20	.361	75	244	39	88	30	0	0	118	27	24	9	0	0	0	-	3
PEREZ, S.	FR	T20	.356	84	309	55	110	25	0	22	201	58	63	14	1	1	0	100.0	8
LAKINS, T.	FR	T20	.333	45	3	0	1	0	0	0	1	2	1	2	0	0	0	-	0
CHOI, J.	FR	T20	.323	47	96	18	31	12	0	3	52	16	23	12	0	0	0	-	1
HOSMER, E.	FR	T20	.308	92	289	40	89	20	0	16	157	56	54	14	4	2	2	50.0	5
BREGMAN, A.	FR	T20	.292	106	318	77	93	28	5	19	188	58	56	57	1	1	0	100.0	4
MONDESI, A.	FR	T20	.283	118	467	81	132	18	1	18	206	55	150	25	40	32	8	80.0	2
GURRIEL, Y.	FR	T20	.278	88	176	20	49	8	0	5	72	20	19	9	1	0	1	.0	5
CRUZ, N.	FR	T20	.271	113	388	70	105	10	0	35	220	86	119	51	0	0	0	-	14
HIGASHIOKA, K.	FR	T20	.269	77	93	11	25	2	0	7	48	24	17	0	1	1	0	100.0	3
GALVIS, F.	FR	T20	.255	100	302	31	77	15	0	13	131	45	56	18	0	0	0	-	8
CANHA, M.	FR	T20	.251	94	283	47	71	18	2	13	132	44	75	38	2	2	0	100.0	1
PARKER, B.	FR	T20	.250	14	4	0	1	0	0	0	1	0	2	1	0	0	0	-	0
SPRINGER, G.	FR	T20	.241	110	410	77	99	10	4	33	216	77	88	51	1	0	1	.0	8
ROSARIO, E.	FR	T20	.235	114	374	66	88	10	2	20	162	51	71	32	8	7	1	87.5	6
La STELLA, T.	FR	T20	.231	94	229	27	53	11	3	5	85	24	16	35	1	1	0	100.0	7
FRIED, M.	FR	T20	.226	22	53	4	12	4	0	0	16	8	11	1	0	0	0	-	0
CASTRO, J.	FR	T20	.201	63	164	22	33	20	0	4	65	22	67	26	0	0	0	-	2
KELLY, M.	FR	T20	.194	14	31	2	6	0	0	0	6	3	8	1	0	0	0	-	0
ROBLES, V.	FR	T20	.185	95	151	24	28	3	1	3	42	17	39	8	13	12	1	92.3	1
ESTRADA, T.	FR	T20	.155	57	97	10	15	0	0	4	27	10	45	3	0	0	0	-	1
KERSHAW, C.	FR	T20	.143	24	42	3	6	1	0	0	7	2	14	4	0	0	0	-	0
MAZZA, C.	FR	T20	.143	15	21	1	3	0	0	0	3	1	10	4	0	0	0	-	0
ODORIZZI, J.	FR	T20	.125	12	16	1	2	0	0	0	2	1	6	2	0	0	0	-	0
GRAY, S.	FR	T20	.122	22	41	2	5	0	0	0	5	3	13	2	0	0	0	-	0
HILL, R.	FR	T20	.000	16	28	0	0	0	0	0	0	1	11	2	0	0	0	-	0
MARTINEZ, C.	FR	T20	.000	10	6	0	0	0	0	0	0	1	4	0	0	0	0	-	0
ZIMMER, K.	FR	T20	.000	35	2	0	0	0	0	0	0	0	0	0	0	0	0	-	0
SORIA, J.	FR	T20	.000	35	1	0	0	0	0	0	0	0	0	1	0	0	0	-	0
STAUMONT, J.	FR	T20	.000	47	2	0	0	0	0	0	0	0	2	0	0	0	0	-	0
STRAHM, M.	FR	T20	.000	36	2	0	0	0	0	0	0	0	0	0	0	0	0	-	0
FLORO, D.	FR	T20	.000	48	1	0	0	0	0	0	0	0	1	0	0	0	0	-	0
KOLAREK, A.	FR	T20	.000	41	1	0	0	0	0	0	0	0	0	0	0	0	0	-	0
GARCIA, J.	FR	T20	-	51	0	0	0	0	0	0	0	0	0	0	0	0	0	-	0
Farmington Rats			.263	2029	4647	728	1224	245	19	220	2167	712	1066	422	73	59	14	80.8	79



36 Players	Tm	Lg	AVG	OBP	SLG	OPS	ISO	SECA	TA	RCON	RC	RC/G	PA	IBB	HBP	SH	SF
GALLEGOS, G.	FR	T20	1.000	1.000	1.000	2.000	.000	.000	-	.5	1.0	-	1	0	0	0	0
ESHELMAN, T.			.500	.500	1.500	2.000	1.000	1.000	3.000	.8	1.2	15.8	3	0	0	1	0
ARRAEZ, L.	FR	T20	.361	.384	.484	.868	.123	.160	.805	15.0	45.0	7.6	255	1	1	0	1
PEREZ, S.	FR	T20	.356	.387	.650	1.038	.294	.343	1.058	35.9	74.7	9.7	328	4	3	0	2
LAKINS, T.	FR	T20	.333	.429	.333	.762	.000	.667	1.500	.6	1.1	7.4	7	0	0	0	2
CHOI, J.	FR	T20	.323	.398	.542	.940	.219	.344	.970	8.9	21.3	8.7	108	1	0	0	0
HOSMER, E.	FR	T20	.308	.342	.543	.885	.235	.284	.845	17.5	51.9	6.7	307	2	2	0	2
BREGMAN, A.	FR	T20	.292	.403	.591	.994	.299	.481	1.087	36.8	80.4	9.4	382	0	3	1	2
MONDESI, A.	FR	T20	.283	.319	.441	.760	.158	.263	.765	13.9	68.7	5.3	495	3	1	0	2
GURRIEL, Y.	FR	T20	.278	.318	.409	.727	.131	.176	.632	1.6	22.1	4.3	193	0	3	1	4
CRUZ, N.	FR	T20	.271	.370	.567	.937	.296	.428	.956	35.0	81.0	7.2	457	2	13	0	5
HIGASHIOKA, K.	FR	T20	.269	.263	.516	.779	.247	.258	.690	2.1	11.5	4.2	95	0	0	0	2
GALVIS, F.	FR	T20	.255	.310	.434	.744	.179	.238	.670	4.7	39.6	4.5	329	0	7	0	2
CANHA, M.	FR	T20	.251	.350	.466	.816	.216	.357	.831	13.9	50.0	6.3	326	0	5	0	0
PARKER, B.	FR	T20	.250	.400	.250	.650	.000	.250	.667	.0	.5	4.5	5	0	0	0	0
SPRINGER, G.	FR	T20	.241	.330	.527	.857	.285	.407	.847	22.0	71.7	6.0	466	2	4	0	1
ROSARIO, E.	FR	T20	.235	.294	.433	.727	.198	.299	.686	4.4	48.3	4.4	408	2	0	0	2
La STELLA, T.	FR	T20	.231	.330	.371	.701	.140	.297	.661	2.4	29.0	4.2	267	2	0	0	3
FRIED, M.	FR	T20	.226	.241	.302	.543	.075	.094	.415	-3.0	4.2	2.4	59	0	0	5	0
CASTRO, J.	FR	T20	.201	.311	.396	.707	.195	.354	.684	1.6	21.4	4.4	190	1	0	0	0
KELLY, M.	FR	T20	.194	.219	.194	.412	.000	.032	.280	-3.2	1.4	1.5	33	0	0	1	0
ROBLES, V.	FR	T20	.185	.266	.278	.544	.093	.219	.568	-4.9	13.4	2.9	169	2	9	0	1
ESTRADA, T.	FR	T20	.155	.215	.278	.493	.124	.155	.422	-7.2	6.2	2.0	108	0	5	1	2
KERSHAW, C.	FR	T20	.143	.213	.167	.379	.024	.119	.306	-4.6	2.4	1.4	56	0	0	9	1
MAZZA, C.	FR	T20	.143	.269	.143	.412	.000	.190	.389	-1.8	1.3	1.8	27	0	0	1	1
ODORIZZI, J.	FR	T20	.125	.222	.125	.347	.000	.125	.286	-1.9	.7	1.2	20	0	0	2	0
GRAY, S.	FR	T20	.122	.159	.122	.281	.000	.049	.194	-6.0	1.2	.8	49	0	0	5	1
HILL, R.	FR	T20	.000	.067	.000	.067	.000	.071	.071	-6.3	.2	.1	34	0	0	4	0
MARTINEZ, C.	FR	T20	.000	.000	.000	.000	.000	.000	.000	-1.5	.0	.0	8	0	0	1	1
ZIMMER, K.	FR	T20	.000	.000	.000	.000	.000	.000	.000	-.5	.0	.0	3	0	0	1	0
SORIA, J.	FR	T20	.000	.500	.000	.500	.000	1.000	1.000	.1	.1	3.5	2	0	0	0	0
STAUMONT, J.	FR	T20	.000	.000	.000	.000	.000	.000	.000	-.5	.0	.0	2	0	0	0	0
STRAHM, M.	FR	T20	.000	.000	.000	.000	.000	.000	.000	-.5	.0	.0	2	0	0	0	0
FLORO, D.	FR	T20	.000	.000	.000	.000	.000	.000	.000	-.3	.0	.0	1	0	0	0	0
KOLAREK, A.	FR	T20	.000	.000	.000	.000	.000	.000	.000	-.3	.0	.0	1	0	0	0	0
GARCIA, J.	FR	T20	-	-	-	-	-	-	-	.0	-	-	0	0	0	0	0
Farmington Rats			.263	.330	.466	.796	.203	.303	.769	175.1	728.7	5.5	5196	22	56	33	37

WEST

COAST

Wrecking Crew

1-Kyle Lewis, CF 2-Freddie Freeman, 1B 3-Jose Ramirez, 3B
4-Jose Iglesias, SS 5-Darin Ruf, RF 6-Ketel Marte, LF
7-Jason Kipnis, 2B 8-Yasmani Grandal, C 9-Zac Gallen, P



WEST COAST WRECKING CREW
2020 Opening Day Starting Lineup



LJ Honeycutt

(530) 519-2167

ljhoneycutt@hotmail.com

18 Pitchers	Tm	Lg	W	L	PCT	SV	ERA	G	GS	CG	SHO	QS	IP	H	R	ER	HR	SO	BB
WENDELKEN, J.	WC	T20	3	3	.500	2	1.09	43	0	0	0	0	57.2	30	13	7	5	63	28
ALMONTE, Y.	WC	T20	1	0	1.000	1	2.13	48	0	0	0	0	63.1	47	16	15	6	47	20
YARDLEY, E.	WC	T20	5	0	1.000	3	2.67	51	0	0	0	0	54.0	30	17	16	11	29	20
GARCIA, Y.	WC	T20	5	2	.714	22	2.67	38	0	0	0	0	33.2	16	12	10	6	42	12
CLIPPARD, T.	WC	T20	4	3	.571	1	2.87	33	5	1	0	3	59.2	50	25	19	8	49	10
HAPP, J.	WC	T20	9	5	.643	0	3.14	21	20	3	2	10	117.2	86	46	41	15	108	43
WEBB, T.	WC	T20	5	2	.714	7	3.38	50	0	0	0	0	53.1	33	25	20	8	38	18
CASTANO, D.	WC	T20	4	4	.500	0	3.49	13	13	1	1	6	77.1	61	30	30	12	57	31
FOSTER, M.	WC	T20	5	3	.625	1	3.56	36	5	1	0	2	65.2	40	28	26	11	69	25
GOMBER, A.	WC	T20	5	3	.625	1	3.66	16	11	0	0	7	71.1	59	31	29	9	68	30
GALLEN, Z.	WC	T20	13	9	.591	0	4.01	29	29	1	1	19	168.1	125	77	75	27	153	74
SIMS, L.	WC	T20	2	1	.667	2	4.06	38	0	0	0	0	44.1	29	22	20	10	52	19
PONCE de LEON, D.	WC	T20	1	0	1.000	0	4.35	3	1	0	0	0	10.1	16	8	5	2	13	5
LYNN, L.	WC	T20	10	14	.417	0	5.29	32	32	2	1	11	183.2	165	111	108	38	160	65
PLUTKO, A.	WC	T20	5	3	.625	0	5.59	14	14	1	0	6	67.2	81	46	42	9	57	15
FAMILIA, J.	WC	T20	1	0	1.000	0	6.33	17	0	0	0	0	21.1	20	18	15	5	17	15
ALLARD, K.	WC	T20	1	0	1.000	1	6.38	12	2	0	0	0	24.0	31	21	17	3	28	17
BARLOW, S.	WC	T20	1	0	1.000	0	7.45	20	0	0	0	0	29.0	36	24	24	10	31	7
West Coast Wrecking Crew			80	52	.606	41	3.88	514	132	10	5	64	1202.1	955	570	519	195	1081	454



18 Pitchers	Tm	Lg	SUP/9	R/9	ERA	BF/9	BR/9	H/9	BB/9	SO/9	HR/9	ERPT	OBA	BF	BR	IBB	HB	WP	BK
WENDELKEN, J.	WC	T20	.0	2.03	1.09	35.9	8.3	4.7	3.6	9.8	.78	19.3	.149	230	53	5	0	1	0
ALMONTE, Y.	WC	T20	.0	2.27	2.13	36.1	9.8	6.7	2.4	6.7	.85	13.9	.208	254	69	3	5	0	0
YARDLEY, E.	WC	T20	.0	2.83	2.67	34.7	8.5	5.0	2.8	4.8	1.83	8.6	.165	208	51	3	4	0	0
GARCIA, Y.	WC	T20	.0	3.21	2.67	35.6	7.5	4.3	2.9	11.2	1.60	5.4	.137	133	28	1	1	0	1
CLIPPARD, T.	WC	T20	2.3	3.77	2.87	35.9	8.9	7.5	1.4	7.4	1.21	8.2	.223	238	59	1	0	1	0
HAPP, J.	WC	T20	5.2	3.52	3.14	36.6	10.4	6.6	3.3	8.3	1.15	12.7	.203	479	136	0	7	0	0
WEBB, T.	WC	T20	.0	4.22	3.38	35.9	8.1	5.6	2.5	6.4	1.35	4.3	.173	213	48	3	0	2	0
CASTANO, D.	WC	T20	4.5	3.49	3.49	37.2	10.6	7.1	3.5	6.6	1.40	5.3	.215	320	91	1	0	1	0
FOSTER, M.	WC	T20	4.0	3.84	3.56	36.2	8.9	5.5	3.4	9.5	1.51	4.0	.171	264	65	0	0	0	0
GOMBER, A.	WC	T20	5.4	3.91	3.66	37.2	11.6	7.4	3.7	8.6	1.14	3.5	.227	295	92	1	4	4	0
GALLEN, Z.	WC	T20	5.6	4.12	4.01	37.4	11.0	6.7	4.0	8.2	1.44	1.8	.203	700	205	0	6	3	0
SIMS, L.	WC	T20	.0	4.47	4.06	38.0	10.2	5.9	3.7	10.6	2.03	.2	.178	187	50	1	3	0	0
PONCE de LEON, D.	WC	T20	10.5	6.97	4.35	47.9	20.0	13.9	4.4	11.3	1.74	-.3	.333	55	23	0	2	0	0
LYNN, L.	WC	T20	4.6	5.44	5.29	38.1	11.7	8.1	3.1	7.8	1.86	-24.2	.239	777	238	1	9	4	0
PLUTKO, A.	WC	T20	6.0	6.12	5.59	38.8	12.8	10.8	1.7	7.6	1.20	-11.1	.297	292	96	2	2	0	0
FAMILIA, J.	WC	T20	.0	7.59	6.33	41.8	14.3	8.4	5.9	7.2	2.11	-5.3	.238	99	34	1	0	0	0
ALLARD, K.	WC	T20	2.3	7.88	6.38	46.5	20.3	11.6	6.4	10.5	1.13	-6.1	.307	124	54	0	6	0	0
BARLOW, S.	WC	T20	.0	7.45	7.45	40.7	14.0	11.2	2.2	9.6	3.10	-10.8	.300	131	45	0	2	1	0
West Coast Wrecking Crew			3.4	4.27	3.88	37.4	10.8	7.1	3.2	8.1	1.46	29.6	.215	4999	1437	23	51	17	1

36 Players	Tm	Lg	AVG	G	AB	R	H	2B	3B	HR	TB	RBI	SO	BB	ASB	SB	CS	SBP	GDP
ALLARD, K.	WC	T20	.750	12	4	0	3	0	0	0	3	2	0	0	0	0	0	-	0
BARLOW, S.	WC	T20	.500	20	4	1	2	0	0	0	2	0	0	0	0	0	0	-	0
GARCIA, Y.	WC	T20	.500	38	2	0	1	0	0	0	1	0	0	0	0	0	0	-	0
IGLESIAS, J.	WC	T20	.371	81	294	41	109	34	0	10	173	63	37	9	0	0	0	-	5
PONCE de LEON, D.	WC	T20	.333	3	3	1	1	0	0	0	1	0	0	1	0	0	0	-	0
FREEMAN, F.	WC	T20	.311	131	502	115	156	44	2	31	297	85	80	94	0	0	0	-	11
CERVELLI, F.	WC	T20	.293	45	92	15	27	7	0	4	46	17	18	20	1	0	1	.0	3
RAMIREZ, J.	WC	T20	.288	127	489	119	141	33	8	42	316	102	108	65	29	22	7	75.9	9
PLUTKO, A.	WC	T20	.286	14	21	4	6	2	0	0	8	1	4	2	0	0	0	-	0
MARTE, K.	WC	T20	.283	115	410	34	116	27	2	4	159	53	51	11	0	0	0	-	7
DIAZ, A.	WC	T20	.256	44	117	15	30	11	0	6	59	22	21	5	1	1	0	100.0	1
SLATER, A.	WC	T20	.254	69	177	29	45	7	1	8	78	29	47	26	14	14	0	100.0	4
KIPNIS, J.	WC	T20	.254	96	284	43	72	19	1	9	120	42	98	46	4	4	0	100.0	2
GRANDAL, Y.	WC	T20	.247	113	368	52	91	9	0	19	157	72	120	66	1	1	0	100.0	3
LEWIS, K.	WC	T20	.230	126	473	86	109	10	0	18	173	39	136	69	10	9	1	90.0	3
WALLACH, C.	WC	T20	.229	23	48	4	11	2	0	1	16	4	12	1	0	0	0	-	2
RUF, D.	WC	T20	.200	80	210	26	42	15	0	10	87	29	54	33	0	0	0	-	2
REYNOLDS, B.	WC	T20	.198	101	258	28	51	8	3	10	95	26	76	25	1	0	1	.0	2
FRAZIER, T.	WC	T20	.196	82	97	4	19	5	0	0	24	5	27	4	1	1	0	100.0	2
ALVAREZ, E.			.192	16	26	1	5	0	1	0	7	0	12	2	3	2	1	66.7	0
AQUINO, A.	WC	T20	.177	91	254	36	45	6	1	13	92	36	73	23	2	2	0	100.0	8
LYNN, L.	WC	T20	.154	32	52	7	8	0	0	0	8	2	17	10	0	0	0	-	0
NAQUIN, T.	WC	T20	.145	62	138	8	20	10	1	0	32	7	36	7	0	0	0	-	3
HAPP, J.	WC	T20	.143	21	42	2	6	0	0	0	6	1	13	2	0	0	0	-	0
CLIPPARD, T.	WC	T20	.143	33	14	1	2	0	0	0	2	0	5	0	0	0	0	-	0
CASTANO, D.	WC	T20	.125	13	24	2	3	1	0	0	4	0	3	2	0	0	0	-	0
GALLEN, Z.	WC	T20	.111	29	54	4	6	2	0	0	8	3	17	2	0	0	0	-	1
FOSTER, M.	WC	T20	.111	36	9	2	1	0	0	0	1	0	4	2	0	0	0	-	0
GOMBER, A.	WC	T20	.100	16	20	1	2	2	0	0	4	1	8	1	0	0	0	-	0
MERCADO, O.	WC	T20	.094	28	64	5	6	0	0	2	12	5	22	2	1	1	0	100.0	0
SIMS, L.	WC	T20	.000	38	2	0	0	0	0	0	0	0	1	1	0	0	0	-	0
FAMILIA, J.	WC	T20	-	17	0	0	0	0	0	0	0	0	0	1	0	0	0	-	0
WEBB, T.	WC	T20	.000	50	2	0	0	0	0	0	0	0	0	0	0	0	0	-	0
YARDLEY, E.	WC	T20	.000	51	1	0	0	0	0	0	0	0	1	0	0	0	0	-	0
ALMONTE, Y.	WC	T20	-	48	0	0	0	0	0	0	0	0	0	0	0	0	0	-	0
WENDELKEN, J.	WC	T20	.000	43	1	0	0	0	0	0	0	0	0	0	0	0	0	-	0
West Coast Wrecking Crew			.249	1944	4556	686	1136	254	20	187	1991	646	1101	532	68	57	11	83.8	68

36 Players	Tm	Lg	AVG	OBP	SLG	OPS	ISO	SECA	TA	RCON	RC	RC/G	PA	IBB	HBP	SH	SF
ALLARD, K.	WC	T20	.750	.750	.750	1.500	.000	.000	3.000	1.1	2.1	28.5	5	0	0	1	0
BARLOW, S.	WC	T20	.500	.500	.500	1.000	.000	.000	1.000	.4	1.0	13.5	4	0	0	0	0
GARCIA, Y.	WC	T20	.500	.500	.500	1.000	.000	.000	1.000	.2	.5	13.5	2	0	0	0	0
IGLESIAS, J.	WC	T20	.371	.403	.588	.992	.218	.248	1.005	30.8	69.1	9.7	315	3	9	0	3
PONCE de LEON, D.	WC	T20	.333	.500	.333	.833	.000	.333	1.000	.3	.6	8.5	4	0	0	0	0
FREEMAN, F.	WC	T20	.311	.424	.592	1.015	.281	.468	1.109	63.1	130.9	9.9	602	1	5	0	1
CERVELLI, F.	WC	T20	.293	.435	.500	.935	.207	.413	1.000	9.3	20.7	8.1	115	1	3	0	0
RAMIREZ, J.	WC	T20	.288	.372	.646	1.019	.358	.521	1.118	58.2	119.5	8.7	564	4	4	0	6
PLUTKO, A.	WC	T20	.286	.348	.381	.729	.095	.190	.667	.3	3.1	4.7	26	0	0	3	0
MARTE, K.	WC	T20	.283	.310	.388	.698	.105	.132	.591	.2	49.1	4.3	438	2	8	3	6
DIAZ, A.	WC	T20	.256	.287	.504	.791	.248	.299	.739	3.4	16.9	5.1	123	1	0	1	0
SLATER, A.	WC	T20	.254	.359	.441	.800	.186	.412	.897	12.3	32.0	6.2	210	0	4	1	2
KIPNIS, J.	WC	T20	.254	.358	.423	.781	.169	.345	.799	12.3	47.6	5.9	334	0	1	2	1
GRANDAL, Y.	WC	T20	.247	.357	.427	.783	.179	.361	.800	15.6	62.2	5.9	440	0	0	0	6
LEWIS, K.	WC	T20	.230	.328	.366	.694	.135	.298	.682	4.3	63.0	4.6	546	0	0	4	0
WALLACH, C.	WC	T20	.229	.245	.333	.578	.104	.125	.436	-2.2	3.3	2.2	50	1	0	1	0
RUF, D.	WC	T20	.200	.307	.414	.722	.214	.371	.706	2.7	28.6	4.5	244	2	0	0	1
REYNOLDS, B.	WC	T20	.198	.268	.368	.636	.171	.264	.571	-6.8	26.2	3.3	285	1	0	1	1
FRAZIER, T.	WC	T20	.196	.257	.247	.505	.052	.103	.412	-6.1	6.3	2.1	105	0	4	0	0
ALVAREZ, E.			.192	.300	.269	.569	.077	.192	.591	-1.1	2.4	3.0	30	0	2	0	0
AQUINO, A.	WC	T20	.177	.268	.362	.630	.185	.283	.581	-5.6	24.5	3.0	287	0	9	0	1
LYNN, L.	WC	T20	.154	.290	.154	.444	.000	.192	.409	-4.0	3.5	2.0	67	0	0	5	0
NAQUIN, T.	WC	T20	.145	.192	.232	.424	.087	.138	.331	-13.7	5.9	1.3	148	0	1	2	0
HAPP, J.	WC	T20	.143	.178	.143	.321	.000	.048	.222	-5.6	1.3	.9	45	0	0	0	1
CLIPPARD, T.	WC	T20	.143	.143	.143	.286	.000	.000	.167	-2.1	.3	.6	14	0	0	0	0
CASTANO, D.	WC	T20	.125	.192	.167	.359	.042	.125	.286	-2.9	1.0	1.2	28	0	0	2	0
GALLEN, Z.	WC	T20	.111	.143	.148	.291	.037	.074	.204	-7.9	1.3	.6	61	0	0	5	0
FOSTER, M.	WC	T20	.111	.273	.111	.384	.000	.222	.375	-.9	.7	1.6	14	0	0	3	0
GOMBER, A.	WC	T20	.100	.143	.200	.343	.100	.150	.278	-2.6	.7	.9	24	0	0	3	0
MERCADO, O.	WC	T20	.094	.121	.188	.309	.094	.141	.259	-8.9	1.6	.7	66	0	0	0	0
SIMS, L.	WC	T20	.000	.333	.000	.333	.000	.500	.500	-.2	.1	1.2	3	0	0	0	0
FAMILIA, J.	WC	T20	-	1.000	-	-	-	-	-	.3	.4	10.5	2	0	0	1	0
WEBB, T.	WC	T20	.000	.000	.000	.000	.000	.000	.000	-.5	.0	.0	2	0	0	0	0
YARDLEY, E.	WC	T20	.000	.000	.000	.000	.000	.000	.000	-.3	.0	.0	2	0	0	1	0
ALMONTE, Y.	WC	T20	-	-	-	-	-	-	-	.0	.0	.0	1	0	0	1	0
WENDELKEN, J.	WC	T20	.000	.000	.000	.000	.000	.000	.000	-.3	.0	.0	1	0	0	0	0
West Coast Wrecking Crew			.249	.332	.437	.770	.188	.315	.752	143.5	693.6	5.2	5207	16	50	40	29

Fungo





2021 Opening Day Starting Lineup Fargo Fungoes

1-Tim LoCastro, LF 2-David Fletcher, 2B 3-Aaron Nola, C

4-Giancarlo Stanton, CF 5-Didi Gregorius, SS 6-Ty France, 1B

7-Yoan Moncada, 3B 8-Kevin Kiermaier, RF 9-Kyle Hendricks, P



Jeff Hobbs

167 Juniper Drive

Boone, NC 28607

(828) 719-1165


Jeffrey.hobbs@gmail.com

15 Pitchers	Tm	Lg	W	L	PCT	SV	ERA	G	GS	CG	SHO	QS	IP	H	R	ER	HR	SO	BB
POMERANZ, D.	FF	T20	7	1	.875	2	1.23	45	0	0	0	0	44.0	22	7	6	1	53	22
O'DAY, D.	FF	T20	3	1	.750	2	2.23	41	0	0	0	0	44.1	15	15	11	5	45	14
CRICHTON, S.	FF	T20	5	3	.625	3	2.36	55	0	0	0	0	61.0	42	16	16	4	53	16
GRAVEMAN, K.	FF	T20	1	0	1.000	0	2.41	15	0	0	0	0	18.2	20	13	5	1	16	14
GONZALEZ, V.	FF	T20	4	2	.667	6	2.56	43	0	0	0	0	45.2	30	16	13	3	33	20
HENDRICKS, K.	FF	T20	17	6	.739	0	2.64	30	30	5	3	19	201.1	162	73	59	20	158	42
DARVISH, Y.	FF	T20	12	9	.571	0	2.68	28	28	3	3	17	188.0	123	63	56	18	210	50
HAHN, J.	FF	T20	3	1	.750	14	2.72	45	0	0	0	0	39.2	20	12	12	3	33	14
RICHARDS, G.	FF	T20	4	2	.667	0	3.32	25	6	0	0	2	65.0	56	26	24	9	75	21
MAEDA, K.	FF	T20	9	7	.563	0	3.52	23	23	1	1	14	143.0	129	61	56	25	171	34
FLEMING, J.	FF	T20	2	5	.286	0	4.32	13	13	0	0	6	77.0	71	44	37	14	62	27
GRAY, J.	FF	T20	3	3	.500	0	4.78	14	7	0	0	3	43.1	48	28	23	6	39	22
KIKUCHI, Y.	FF	T20	3	2	.600	0	4.99	16	7	0	0	4	52.1	52	29	29	6	51	22
SUTER, B.	FF	T20	1	3	.250	3	5.29	50	0	0	0	0	63.0	66	38	37	18	52	21
CANNING, G.	FF	T20	4	9	.308	0	6.27	20	18	0	0	4	99.0	119	93	69	25	107	49
Fargo Fungoes			78	54	.591	30	3.44	463	132	9	7	69	1185.1	975	534	453	158	1158	388

15 Pitchers	Tm	Lg	SUP/9	R/9	ERA	BF/9	BR/9	H/9	BB/9	SO/9	HR/9	ERPT	OBA	BF	BR	IBB	HB	WP	BK
POMERANZ, D.	FF	T20	.0	1.43	1.23	35.6	9.0	4.5	4.5	10.8	.20	14.1	.146	174	44	0	0	0	0
O'DAY, D.	FF	T20	.0	3.05	2.23	33.1	6.1	3.0	2.6	9.1	1.02	9.2	.103	163	30	1	2	0	0
CRICHTON, S.	FF	T20	.0	2.36	2.36	35.4	9.0	6.2	2.4	7.8	.59	11.8	.192	240	61	0	3	4	0
GRAVEMAN, K.	FF	T20	.0	6.27	2.41	42.9	16.4	9.6	6.8	7.7	.48	3.5	.267	89	34	0	0	0	0
GONZALEZ, V.	FF	T20	.0	3.15	2.56	36.7	10.2	5.9	3.5	6.5	.59	7.8	.188	186	52	2	4	1	0
HENDRICKS, K.	FF	T20	6.0	3.26	2.64	36.1	9.4	7.2	1.9	7.1	.89	32.9	.217	808	210	0	6	1	0
DARVISH, Y.	FF	T20	2.5	3.02	2.68	34.8	8.6	5.9	2.4	10.1	.86	29.8	.186	727	179	0	6	2	0
HAHN, J.	FF	T20	.0	2.72	2.72	36.1	8.4	4.5	3.2	7.5	.68	6.1	.148	159	37	0	3	2	0
RICHARDS, G.	FF	T20	3.2	3.60	3.32	37.1	11.4	7.8	2.9	10.4	1.25	5.7	.232	268	82	0	5	4	0
MAEDA, K.	FF	T20	4.8	3.84	3.52	36.8	10.1	8.1	2.0	10.8	1.57	9.2	.237	585	161	2	0	0	0
FLEMING, J.	FF	T20	3.2	5.14	4.32	38.6	11.9	8.3	2.9	7.2	1.64	-1.9	.242	330	102	2	6	0	0
GRAY, J.	FF	T20	3.9	5.82	4.78	40.9	15.2	10.0	4.6	8.1	1.25	-3.2	.284	197	73	0	3	0	0
KIKUCHI, Y.	FF	T20	5.5	4.99	4.99	38.7	12.7	8.9	3.8	8.8	1.03	-5.1	.261	225	74	0	0	3	0
SUTER, B.	FF	T20	.0	5.43	5.29	38.9	12.6	9.4	2.9	7.4	2.57	-8.3	.267	272	88	1	2	0	0
CANNING, G.	FF	T20	5.7	8.45	6.27	43.9	15.9	10.8	4.3	9.7	2.27	-23.8	.283	483	175	2	9	1	0
Fargo Fungoes			3.2	4.05	3.44	37.3	10.6	7.4	2.9	8.8	1.20	87.8	.221	4906	1402	10	49	18	0

33 Players	Tm	Lg	AVG	G	AB	R	H	2B	3B	HR	TB	RBI	SO	BB	ASB	SB	CS	SBP	GDP
O'DAY, D.	FF	T20	1.000	41	1	0	1	1	0	0	2	0	0	0	0	0	0	-	0
STEVENSON, A.	FF	T20	.402	49	87	18	35	14	2	5	68	19	23	8	3	3	0	100.0	0
WALSH, J.	FF	T20	.341	94	214	41	73	18	4	22	165	62	33	14	0	0	0	-	2
CRICHTON, S.	FF	T20	.333	55	3	1	1	1	0	0	2	0	1	0	0	0	0	-	0
FRANCE, T.	FF	T20	.311	103	315	50	98	21	1	10	151	51	77	25	0	0	0	-	1
FLETCHER, D.	FF	T20	.302	119	434	64	131	31	0	5	177	38	51	29	6	3	3	50.0	6
NOLA, A.	FF	T20	.289	109	332	38	96	19	2	15	164	50	72	20	0	0	0	-	1
LOCASTRO, T.	FF	T20	.287	75	143	24	41	8	0	4	61	16	29	21	9	9	0	100.0	0
RICHARDS, G.	FF	T20	.267	25	15	2	4	0	0	0	4	2	8	0	0	0	0	-	0
GRAY, J.	FF	T20	.250	14	12	0	3	1	0	0	4	1	4	0	0	0	0	-	0
STANTON, G.	FF	T20	.243	80	169	24	41	14	0	8	79	22	48	35	0	0	0	-	12
GREGORIUS, D.	FF	T20	.242	127	487	59	118	17	6	18	201	71	67	28	7	4	3	57.1	6
GOODWIN, B.	FF	T20	.240	64	200	33	48	6	1	5	71	30	73	22	12	11	1	91.7	3
GROSSMAN, R.	FF	T20	.228	107	351	64	80	23	2	14	149	37	94	45	22	19	3	86.4	9
PERAZA, J.	FF	T20	.223	52	103	18	23	3	1	2	34	10	15	11	0	0	0	-	5
KIERMAIER, K.	FF	T20	.223	92	229	30	51	7	8	5	89	22	72	24	13	13	0	100.0	3
FOWLER, D.	FF	T20	.214	69	187	27	40	2	1	11	77	26	47	25	0	0	0	-	4
RIOS, E.	FF	T20	.211	70	152	23	32	7	1	13	80	39	33	11	0	0	0	-	6
MONCADA, Y.	FF	T20	.200	123	445	37	89	15	7	7	139	46	164	42	0	0	0	-	7
SISCO, C.	FF	T20	.181	40	94	13	17	1	0	3	27	7	31	14	0	0	0	-	0
STEWART, D.	FF	T20	.174	63	190	27	33	1	0	14	76	24	77	31	0	0	0	-	2
CANNING, G.	FF	T20	.156	20	32	4	5	0	0	0	5	2	8	3	0	0	0	-	0
KIKUCHI, Y.	FF	T20	.154	16	13	1	2	0	0	0	2	1	7	2	0	0	0	-	0
HENDRICKS, K.	FF	T20	.145	30	62	8	9	1	1	0	12	9	22	8	0	0	0	-	0
SANCHEZ, G.	FF	T20	.143	52	133	19	19	3	0	6	40	16	57	13	0	0	0	-	6
MAEDA, K.	FF	T20	.100	23	40	5	4	0	0	0	4	1	18	7	0	0	0	-	1
DARVISH, Y.	FF	T20	.058	28	52	1	3	1	0	0	4	1	27	3	0	0	0	-	0
FLEMING, J.	FF	T20	.042	13	24	0	1	0	0	0	1	0	11	0	0	0	0	-	0
SUTER, B.	FF	T20	.000	50	2	0	0	0	0	0	0	0	1	0	0	0	0	-	0
GONZALEZ, V.	FF	T20	.000	43	1	0	0	0	0	0	0	0	0	0	0	0	0	-	0
POMERANZ, D.	FF	T20	.000	45	1	0	0	0	0	0	0	0	0	0	0	0	0	-	0
GRAVEMAN, K.	FF	T20	-	15	0	0	0	0	0	0	0	0	0	0	0	0	0	-	0
HAHN, J.	FF	T20	-	45	0	0	0	0	0	0	0	0	0	0	0	0	0	-	0
Fargo Fungoes			.243	1951	4523	631	1098	215	37	167	1888	603	1170	441	72	62	10	86.1	74

33 Players	Tm	Lg	AVG	OBP	SLG	OPS	ISO	SECA	TA	RCON	RC	RC/G	PA	IBB	HBP	SH	SF
O'DAY, D.	FF	T20	1.000	1.000	2.000	3.000	1.000	1.000	-	.8	2.0	-	1	0	0	0	0
STEVENSON, A.	FF	T20	.402	.453	.782	1.234	.379	.506	1.519	17.2	32.4	16.8	95	0	0	0	0
WALSH, J.	FF	T20	.341	.385	.771	1.156	.430	.495	1.266	32.6	63.5	11.9	231	4	2	0	1
CRICHTON, S.	FF	T20	.333	.333	.667	1.000	.333	.333	1.000	.3	.7	9.0	3	0	0	0	0
FRANCE, T.	FF	T20	.311	.370	.479	.849	.168	.248	.844	18.8	59.7	7.2	354	0	8	0	6
FLETCHER, D.	FF	T20	.302	.343	.408	.751	.106	.173	.670	8.4	60.6	5.2	466	2	0	0	3
NOLA, A.	FF	T20	.289	.334	.494	.828	.205	.265	.789	14.4	56.3	6.4	356	2	3	0	1
LOCASTRO, T.	FF	T20	.287	.427	.427	.854	.140	.350	1.029	14.1	31.8	8.4	178	1	14	0	0
RICHARDS, G.	FF	T20	.267	.267	.267	.533	.000	.000	.364	-.9	1.2	2.5	17	0	0	2	0
GRAY, J.	FF	T20	.250	.250	.333	.583	.083	.083	.444	-.5	1.0	2.8	13	0	0	1	0
STANTON, G.	FF	T20	.243	.388	.467	.855	.225	.432	.850	12.3	29.5	5.7	209	0	5	0	0
GREGORIUS, D.	FF	T20	.242	.282	.413	.694	.170	.230	.619	-2.9	56.1	3.9	522	6	1	0	6
GOODWIN, B.	FF	T20	.240	.321	.355	.676	.115	.275	.679	2.0	25.1	4.3	224	1	2	0	0
GROSSMAN, R.	FF	T20	.228	.334	.425	.759	.197	.370	.792	13.5	52.7	5.0	407	2	11	0	0
PERAZA, J.	FF	T20	.223	.322	.330	.652	.107	.214	.576	-1.0	10.5	3.3	119	2	4	1	0
KIERMAIER, K.	FF	T20	.223	.296	.389	.685	.166	.328	.696	2.3	29.0	4.3	253	1	0	0	0
FOWLER, D.	FF	T20	.214	.307	.412	.718	.198	.332	.675	1.5	24.0	4.3	212	0	0	0	0
RIOS, E.	FF	T20	.211	.272	.526	.799	.316	.388	.746	4.5	20.0	4.2	169	2	3	0	3
MONCADA, Y.	FF	T20	.200	.269	.312	.582	.112	.207	.501	-18.3	38.5	2.8	490	1	1	0	2
SISCO, C.	FF	T20	.181	.336	.287	.623	.106	.255	.636	-1.0	11.0	3.9	116	0	8	0	0
STEWART, D.	FF	T20	.174	.305	.400	.705	.226	.389	.704	1.3	25.3	4.3	226	0	5	0	0
CANNING, G.	FF	T20	.156	.229	.156	.385	.000	.094	.296	-3.5	1.5	1.4	38	0	0	3	0
KIKUCHI, Y.	FF	T20	.154	.250	.154	.404	.000	.154	.364	-1.2	.9	1.7	18	0	0	2	1
HENDRICKS, K.	FF	T20	.145	.236	.194	.430	.048	.177	.377	-5.6	4.0	1.8	79	0	0	7	2
SANCHEZ, G.	FF	T20	.143	.237	.301	.538	.158	.256	.475	-7.5	9.0	2.0	152	0	4	0	2
MAEDA, K.	FF	T20	.100	.234	.100	.334	.000	.175	.297	-4.8	1.5	1.0	51	0	0	4	0
DARVISH, Y.	FF	T20	.058	.109	.077	.186	.019	.077	.143	-9.5	.7	.4	60	0	0	5	0
FLEMING, J.	FF	T20	.042	.042	.042	.083	.000	.000	.043	-5.3	.0	.0	24	0	0	0	0
SUTER, B.	FF	T20	.000	.000	.000	.000	.000	.000	.000	-.5	.0	.0	2	0	0	0	0
GONZALEZ, V.	FF	T20	.000	.000	.000	.000	.000	.000	.000	-.3	.0	.0	1	0	0	0	0
POMERANZ, D.	FF	T20	.000	.000	.000	.000	.000	.000	.000	-.3	.0	.0	1	0	0	0	0
GRAVEMAN, K.	FF	T20	-	-	-	-	-	-	-	.0	-	-	0	0	0	0	0
HAHN, J.	FF	T20	-	-	-	-	-	-	-	.0	-	-	0	0	0	0	0
Fargo Fungoes			.243	.318	.417	.735	.175	.284	.702	81.2	622.2	4.7	5087	24	71	25	27




Hilton Head Hammerin' Hedgehogs

2021 Opening Day Starting Lineup



- 1-Nick Madrigal, 2B
- 2-Ronald Acuna, CF
- 3-Mike Trout, RF
- 4-Jesse Winker, LF
- 5-Willy Adames, SS
- 6-B Miller, 3B
- 7-Martin Maldonado, C
- 8-Hunter Dozier, 1B
- 9-Tony Gonsolin, P



Aaron Anderson

2203 Bolivar Court

Middletown, MD 21769

(585) 314-9334

Ahanderson44@gmail.com





16 Pitchers	Tm	Lg	W	L	PCT	SV	ERA	G	GS	CG	SHO	QS	IP	H	R	ER	HR	SO	BB
VALDEZ, C.	HI	T20	4	2	.667	2	1.31	25	0	0	0	0	34.1	25	7	5	1	25	3
HOYT, J.	HI	T20	1	4	.200	15	2.56	37	0	0	0	0	38.2	20	13	11	6	50	19
BEDROSIAN, C.	HI	T20	2	3	.400	2	2.68	28	0	0	0	0	37.0	27	11	11	3	26	12
GONSOLIN, T.	HI	T20	8	6	.571	0	2.68	17	17	2	2	12	114.0	72	44	34	13	101	27
HOUCK, T.	HI	T20	3	2	.600	0	2.80	6	6	1	0	4	45.0	30	18	14	4	53	18
BUMMER, A.	HI	T20	1	3	.250	1	3.00	19	0	0	0	0	21.0	17	9	7	1	23	15
SANCHEZ, S.	HI	T20	9	5	.643	0	3.02	18	15	1	1	9	110.1	89	39	37	8	101	16
WOODRUFF, B.	HI	T20	10	7	.588	0	3.84	29	29	3	1	17	178.0	125	84	76	20	179	58
ANDERSON, T.	HI	T20	9	6	.600	0	3.86	18	16	3	1	9	116.2	116	57	50	17	102	39
ROMO, S.	HI	T20	1	0	1.000	2	3.88	43	0	0	0	0	48.2	46	21	21	7	45	19
CURTISS, J.	HI	T20	2	5	.286	3	4.25	45	1	0	0	0	59.1	46	31	28	5	51	27
CUETO, J.	HI	T20	6	6	.500	0	4.26	14	14	2	1	6	86.2	87	48	41	9	85	30
FARMER, B.	HI	T20	1	1	.500	2	4.29	38	0	0	0	0	50.1	62	27	24	9	34	12
CASTILLO, L.	HI	T20	8	8	.500	0	4.58	28	28	1	0	13	175.0	151	92	89	28	190	72
MATZ, S.	HI	T20	2	4	.333	0	8.15	11	4	1	0	0	49.2	75	47	45	17	53	21
URENA, J.	HI	T20	2	1	.667	0	10.74	10	2	0	0	1	31.0	55	37	37	7	27	12
Hilton Head Hammerin' Hedgehogs			69	63	.523	27	3.99	386	132	14	6	71	1195.2	1043	585	530	155	1145	400

16 Pitchers	Tm	Lg	SUP/9	R/9	ERA	BF/9	BR/9	H/9	BB/9	SO/9	HR/9	ERPT	OBA	BF	BR	IBB	HB	WP	BK
VALDEZ, C.	HI	T20	.0	1.83	1.31	33.8	7.3	6.6	.8	6.6	.26	10.7	.202	129	28	0	0	1	0
HOYT, J.	HI	T20	.0	3.03	2.56	37.5	9.8	4.7	4.4	11.6	1.40	6.6	.147	161	42	0	3	3	0
BEDROSIAN, C.	HI	T20	.0	2.68	2.68	35.8	9.2	6.6	2.7	6.3	.73	5.9	.203	147	38	1	0	2	0
GONSOLIN, T.	HI	T20	3.8	3.47	2.68	35.8	8.4	5.7	2.1	8.0	1.03	18.0	.175	453	107	1	9	1	0
HOUCK, T.	HI	T20	4.0	3.60	2.80	36.8	10.2	6.0	3.6	10.6	.80	6.5	.186	184	51	0	3	3	0
BUMMER, A.	HI	T20	.0	3.86	3.00	39.4	12.9	7.3	5.6	9.9	.43	2.6	.224	92	30	2	0	0	0
SANCHEZ, S.	HI	T20	5.4	3.18	3.02	35.3	9.1	7.3	1.3	8.2	.65	13.3	.219	433	112	0	7	2	0
WOODRUFF, B.	HI	T20	4.8	4.25	3.84	37.1	10.2	6.3	2.9	9.1	1.01	5.2	.193	734	201	0	18	0	0
ANDERSON, T.	HI	T20	5.6	4.40	3.86	38.1	12.7	8.9	3.0	7.9	1.31	3.2	.263	494	164	0	9	1	0
ROMO, S.	HI	T20	.0	3.88	3.88	38.8	12.2	8.5	3.5	8.3	1.29	1.2	.243	210	66	0	1	0	0
CURTISS, J.	HI	T20	.3	4.70	4.25	37.6	10.9	7.0	3.5	7.7	.76	-.9	.219	248	72	4	3	0	0
CUETO, J.	HI	T20	4.6	4.98	4.26	39.8	12.7	9.0	2.9	8.8	.93	-1.5	.256	383	122	2	7	1	0
FARMER, B.	HI	T20	.0	4.83	4.29	39.5	13.1	11.1	2.0	6.1	1.61	-1.0	.302	221	73	1	0	1	0
CASTILLO, L.	HI	T20	5.7	4.73	4.58	38.5	11.9	7.8	3.7	9.8	1.44	-9.2	.230	748	231	0	8	0	0
MATZ, S.	HI	T20	1.1	8.52	8.15	43.9	17.2	13.6	3.6	9.6	3.08	-22.3	.344	242	95	1	0	2	0
URENA, J.	HI	T20	3.5	10.74	10.74	45.6	19.5	16.0	3.5	7.8	2.03	-22.9	.385	157	67	0	0	2	0
Hilton Head Hammerin' Hedgehogs			3.6	4.40	3.99	37.9	11.3	7.9	2.9	8.6	1.17	15.5	.232	5036	1499	12	68	19	0

34 Players	Tm	Lg	AVG	G	AB	R	H	2B	3B	HR	TB	RBI	SO	BB	ASB	SB	CS	SBP	GDP
ROMO, S.	HI	T20	1.000	44	1	1	1	0	0	0	1	1	0	0	0	0	0	-	0
URENA, J.	HI	T20	.500	10	8	3	4	0	0	0	4	0	0	0	0	0	0	-	0
BUMMER, A.	HI	T20	.500	19	2	2	1	0	0	0	1	0	0	0	0	0	0	-	0
MADRIGAL, N.	HI	T20	.349	83	241	40	84	7	0	0	91	14	33	10	6	6	0	100.0	10
HARRISON, J.	HI	T20	.336	54	116	19	39	5	0	8	68	23	17	9	2	1	1	50.0	6
FRAZIER, C.	HI	T20	.279	94	215	51	60	7	1	19	126	48	60	43	2	2	0	100.0	8
MILLER, B.	HI	T20	.268	84	287	45	77	25	6	12	150	61	82	35	0	0	0	-	4
TROUT, M.	HI	T20	.266	118	436	74	116	16	2	29	223	71	118	62	1	1	0	100.0	6
WINKER, J.	HI	T20	.258	101	310	81	80	14	0	30	184	73	94	75	0	0	0	-	7
DIAZ, E.	HI	T20	.250	47	104	14	26	3	0	7	50	17	25	7	0	0	0	-	6
BEDROSIAN, C.	HI	T20	.250	28	4	1	1	1	0	0	2	0	2	0	0	0	0	-	0
GYORKO, J.	HI	T20	.247	96	291	38	72	4	1	21	141	50	67	34	0	0	0	-	9
ADAMES, W.	HI	T20	.237	114	397	52	94	33	2	13	170	57	142	46	1	1	0	100.0	7
ACUNA, R.	HI	T20	.236	96	343	68	81	17	3	23	173	61	121	63	22	22	0	100.0	2
GARDNER, B.	HI	T20	.221	99	226	35	50	10	2	11	97	31	58	43	5	0	5	.0	0
GALLAGHER, C.	HI	T20	.212	51	118	13	25	8	0	5	48	14	26	9	0	0	0	-	6
LAMB, J.	HI	T20	.211	31	76	12	16	4	1	2	28	12	18	11	0	0	0	-	1
GONSOLIN, T.	HI	T20	.211	17	38	2	8	1	0	0	9	1	9	1	0	0	0	-	0
MATZ, S.	HI	T20	.200	11	15	0	3	0	0	0	3	0	4	1	0	0	0	-	1
DOZIER, H.	HI	T20	.189	90	286	34	54	9	1	6	83	27	85	49	2	2	0	100.0	7
HIURA, K.	HI	T20	.188	90	292	23	55	6	0	7	82	19	109	20	2	1	1	50.0	6
CUETO, J.	HI	T20	.172	14	29	2	5	0	1	0	7	4	11	2	0	0	0	-	0
SANCHEZ, S.	HI	T20	.171	18	35	4	6	1	0	0	7	3	10	2	0	0	0	-	0
MERCER, J.	HI	T20	.167	43	108	7	18	0	0	0	18	5	16	3	0	0	0	-	2
FARMER, B.	HI	T20	.167	38	6	1	1	0	0	0	1	0	3	1	0	0	0	-	0
MALDONADO, M.	HI	T20	.154	96	260	28	40	7	2	7	72	32	81	53	1	1	0	100.0	5
CASTILLO, L.	HI	T20	.133	28	60	7	8	2	0	0	10	5	12	3	1	1	0	100.0	0
WOODRUFF, B.	HI	T20	.123	29	65	1	8	1	0	0	9	4	22	1	0	0	0	-	1
DELMONICO, N.	HI	T20	.121	12	33	1	4	0	0	0	4	1	9	1	0	0	0	-	2
ANDERSON, T.	HI	T20	.048	18	42	1	2	0	0	0	2	0	17	2	0	0	0	-	1
HOUCK, T.	HI	T20	.000	6	17	0	0	0	0	0	0	0	5	0	0	0	0	-	0
CURTISS, J.	HI	T20	.000	45	6	0	0	0	0	0	0	0	1	0	0	0	0	-	0
HOYT, J.	HI	T20	.000	37	1	0	0	0	0	0	0	0	1	1	0	0	0	-	0
VALDEZ, C.	HI	T20	.000	25	1	0	0	0	0	0	0	0	0	0	0	0	0	-	0
Hilton Head Hammerin' Hedgehogs			.232	1786	4469	660	1039	181	22	200	1864	634	1258	587	45	38	7	84.4	97

34 Players	Tm	Lg	AVG	OBP	SLG	OPS	ISO	SECA	TA	RCON	RC	RC/G	PA	IBB	HBP	SH	SF
ROMO, S.	HI	T20	1.000	1.000	1.000	2.000	.000	.000	-	.5	1.0	-	1	0	0	0	0
URENA, J.	HI	T20	.500	.500	.500	1.000	.000	.000	1.000	.8	2.0	10.8	9	0	0	1	0
BUMMER, A.	HI	T20	.500	.500	.500	1.000	.000	.000	1.000	.2	.5	6.8	3	0	0	1	0
MADRIGAL, N.	HI	T20	.349	.377	.378	.755	.029	.095	.647	7.2	32.7	5.2	254	1	1	2	0
HARRISON, J.	HI	T20	.336	.417	.586	1.003	.250	.328	1.048	13.9	27.6	8.5	139	1	10	0	4
FRAZIER, C.	HI	T20	.279	.415	.586	1.001	.307	.516	1.092	26.8	53.8	8.9	265	1	7	0	0
MILLER, B.	HI	T20	.268	.358	.523	.880	.254	.376	.893	19.6	55.9	7.0	330	0	6	0	2
TROUT, M.	HI	T20	.266	.357	.511	.868	.245	.390	.877	27.9	81.9	6.8	499	10	0	0	1
WINKER, J.	HI	T20	.258	.421	.594	1.014	.335	.577	1.143	41.0	83.2	9.5	397	1	12	0	0
DIAZ, E.	HI	T20	.250	.295	.481	.775	.231	.298	.679	2.4	12.6	4.0	112	1	0	0	1
BEDROSIAN, C.	HI	T20	.250	.250	.500	.750	.250	.250	.667	.1	.5	4.5	4	0	0	0	0
GYORKO, J.	HI	T20	.247	.325	.485	.810	.237	.354	.768	11.3	44.4	5.2	326	4	0	0	1
ADAMES, W.	HI	T20	.237	.316	.428	.744	.191	.310	.706	8.2	55.4	4.8	450	3	2	0	5
ACUNA, R.	HI	T20	.236	.369	.504	.873	.268	.516	1.011	31.2	73.7	7.5	415	2	9	0	0
GARDNER, B.	HI	T20	.221	.348	.429	.777	.208	.376	.785	5.7	36.2	5.3	274	0	2	1	2
GALLAGHER, C.	HI	T20	.212	.266	.407	.672	.195	.271	.576	-1.4	11.1	3.0	128	0	0	0	1
LAMB, J.	HI	T20	.211	.318	.368	.687	.158	.303	.656	.1	9.6	4.2	89	0	1	1	0
GONSOLIN, T.	HI	T20	.211	.231	.237	.468	.026	.053	.333	-3.1	2.5	1.8	46	0	0	7	0
MATZ, S.	HI	T20	.200	.250	.200	.450	.000	.067	.308	-1.3	.7	1.3	17	0	0	1	0
DOZIER, H.	HI	T20	.189	.308	.290	.598	.101	.280	.565	-6.8	28.2	3.1	339	0	1	1	2
HIURA, K.	HI	T20	.188	.286	.281	.567	.092	.161	.504	-12.4	24.6	2.7	332	0	20	0	0
CUETO, J.	HI	T20	.172	.226	.241	.467	.069	.138	.375	-2.5	1.8	1.9	33	0	0	2	0
SANCHEZ, S.	HI	T20	.171	.216	.200	.416	.029	.086	.310	-3.5	1.9	1.5	41	0	0	4	0
MERCER, J.	HI	T20	.167	.196	.167	.363	.000	.028	.239	-12.9	3.5	1.0	114	1	1	2	0
FARMER, B.	HI	T20	.167	.286	.167	.452	.000	.167	.400	-.5	.4	1.9	7	0	0	0	0
MALDONADO, M.	HI	T20	.154	.301	.277	.578	.123	.331	.569	-8.1	24.9	2.9	318	2	2	2	1
CASTILLO, L.	HI	T20	.133	.175	.167	.341	.033	.100	.269	-7.3	2.3	1.1	69	0	0	6	0
WOODRUFF, B.	HI	T20	.123	.136	.138	.275	.015	.031	.172	-9.9	1.3	.6	71	0	0	5	0
DELMONICO, N.	HI	T20	.121	.147	.121	.268	.000	.030	.161	-5.1	.4	.3	34	0	0	0	0
ANDERSON, T.	HI	T20	.048	.091	.048	.139	.000	.048	.098	-8.4	.2	.1	46	0	0	2	0
HOUCK, T.	HI	T20	.000	.000	.000	.000	.000	.000	.000	-4.3	.0	.0	17	0	0	0	0
CURTISS, J.	HI	T20	.000	.000	.000	.000	.000	.000	.000	-1.5	.0	.0	6	0	0	0	0
HOYT, J.	HI	T20	.000	.500	.000	.500	.000	1.000	1.000	.1	.1	3.5	2	0	0	0	0
VALDEZ, C.	HI	T20	.000	.000	.000	.000	.000	.000	.000	-.3	.0	.0	2	0	0	1	0
Hilton Head Hammerin' Hedgehogs			.232	.330	.417	.747	.185	.323	.725	107.6	639.5	4.8	5189	27	74	39	20

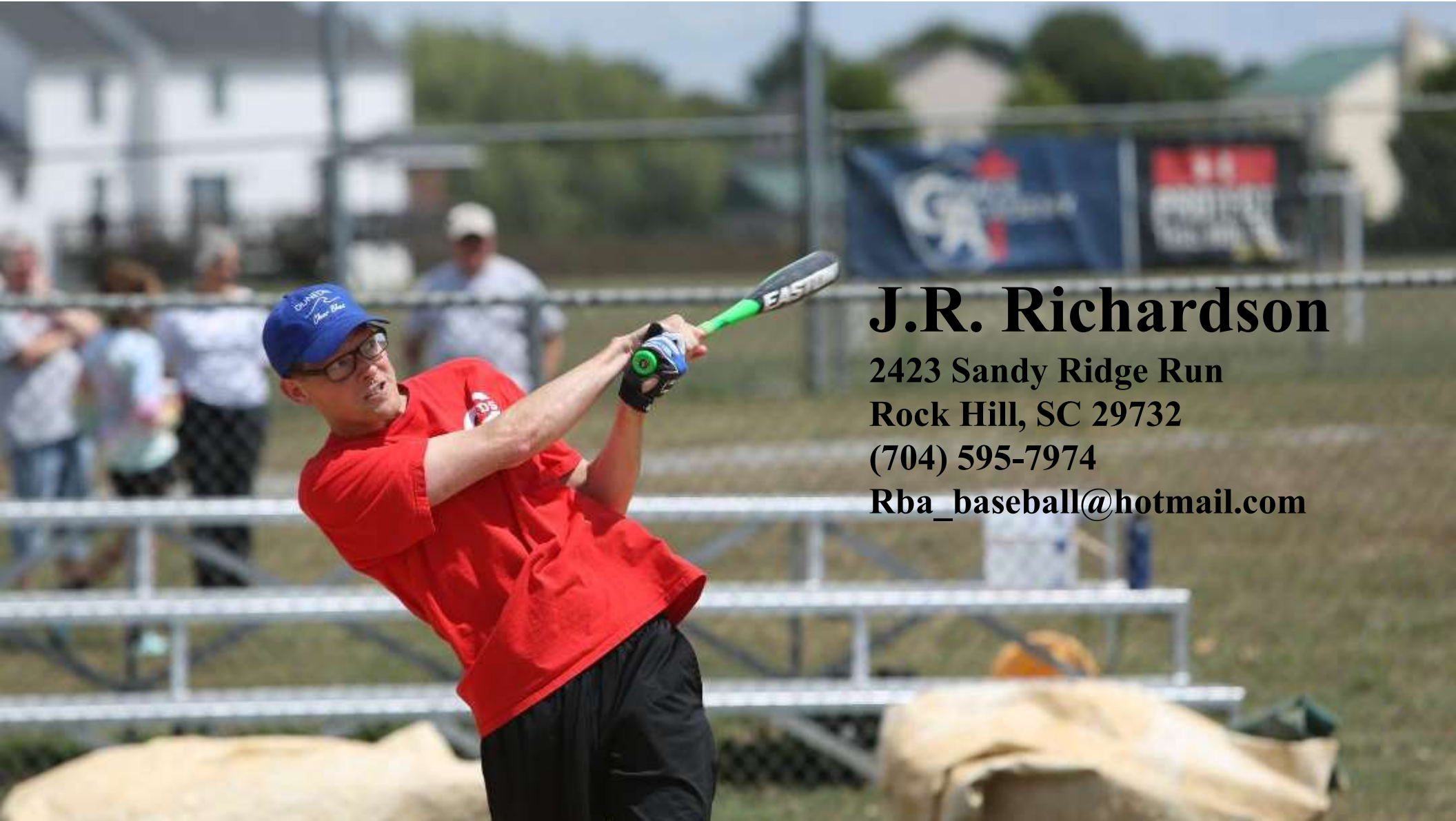
ROOSTERS



**ROCHESTER
CHEETAHS
2021 Opening Day
Starting Lineup**

**1-Carlos Santana, 1B 2-Bryce Harper, RF 3-Donovan Solano, 2B
4-A.J. Pollock, CF 5-Asdrubal Cabrera, 3B 6-Shohei Ohtani, LF
7-Curt Casali, C 8-Vimalael Machin, SS 9-Carlos Carrasco, P**





J.R. Richardson

2423 Sandy Ridge Run

Rock Hill, SC 29732

(704) 595-7974

Rba_baseball@hotmail.com

20 Pitchers	Tm	Lg	W	L	PCT	SV	ERA	G	GS	CG	SHO	QS	IP	H	R	ER	HR	SO	BB
NOVA, I.	RO	T20	0	0	-	0	.00	1	0	0	0	0	1.0	0	0	0	0	0	1
WEBB, J.	RO	T20	1	1	.500	3	1.52	29	0	0	0	0	29.2	15	7	5	4	22	13
PEREZ, O.	RO	T20	6	4	.600	2	1.81	49	0	0	0	0	49.2	28	19	10	3	40	11
WORKMAN, B.	RO	T20	0	0	-	0	2.23	34	0	0	0	0	44.1	41	13	11	1	49	20
DUFFEY, T.	RO	T20	3	2	.600	5	2.37	47	0	0	0	0	57.0	44	20	15	6	61	14
KIM, K.	RO	T20	8	4	.667	0	2.51	16	16	3	1	8	104.0	48	31	29	12	86	40
DOLIS, R.	RO	T20	5	5	.500	9	2.54	57	0	0	0	0	63.2	33	21	18	8	73	36
KITTREDGE, A.	RO	T20	2	1	.667	0	3.10	21	0	0	0	0	20.1	16	10	7	3	19	6
CAHILL, T.	RO	T20	2	3	.400	0	3.14	14	13	0	0	6	66.0	44	23	23	6	65	47
BOXBERGER, B.	RO	T20	4	0	1.000	1	3.52	44	0	0	0	0	46.0	28	20	18	9	52	25
MELLA, K.	RO	T20	2	1	.667	1	3.62	32	0	0	0	0	27.1	23	12	11	4	30	10
MERRYWEATHER, J.	RO	T20	8	3	.727	0	3.67	29	10	2	2	4	98.0	112	53	40	10	95	26
JOHNSON, P.	RO	T20	0	3	.000	1	3.92	42	0	0	0	0	43.2	39	31	19	6	47	34
CARRASCO, C.	RO	T20	7	8	.467	0	3.98	31	31	0	0	13	174.0	134	81	77	28	187	79
ALVAREZ, J.	RO	T20	3	1	.750	0	4.34	19	0	0	0	0	18.2	13	9	9	3	23	10
ANDERSON, B.	RO	T20	3	11	.214	0	4.38	25	24	0	0	8	117.0	121	69	57	21	89	43
DIEKMAN, J.	RO	T20	3	6	.333	11	4.88	46	0	0	0	0	51.2	35	30	28	9	71	26
GONZALEZ, G.	RO	T20	3	8	.273	0	5.60	22	18	0	0	4	82.0	93	53	51	19	90	30
MORTON, C.	RO	T20	3	7	.300	0	5.63	22	20	0	0	4	96.0	114	64	60	17	101	39
OHTANI, S.	RO	T20	1	0	1.000	0	12.27	5	0	0	0	0	7.1	14	10	10	2	5	1
Rochester Cheetahs			64	68	.485	33	3.74	585	132	5	3	47	1197.1	995	576	498	171	1205	511

20 Pitchers	Tm	Lg	SUP/9	R/9	ERA	BF/9	BR/9	H/9	BB/9	SO/9	HR/9	ERPT	OBA	BF	BR	IBB	HB	WP	BK
NOVA, I.	RO	T20	.0	.00	.00	36.0	9.0	.0	9.0	.0	.00	.5	.000	4	1	0	0	0	0
WEBB, J.	RO	T20	.0	2.12	1.52	35.2	8.5	4.6	3.6	6.7	1.21	8.5	.149	116	28	1	1	0	0
PEREZ, O.	RO	T20	.0	3.44	1.81	34.1	7.4	5.1	2.0	7.2	.54	12.7	.163	188	41	0	2	0	0
WORKMAN, B.	RO	T20	.0	2.64	2.23	38.6	12.6	8.3	4.1	9.9	.20	9.2	.250	190	62	0	1	0	0
DUFFEY, T.	RO	T20	.0	3.16	2.37	36.8	8.8	6.9	1.7	9.6	.95	11.0	.203	233	56	3	1	2	0
KIM, K.	RO	T20	4.5	2.68	2.51	34.4	7.6	4.2	3.5	7.4	1.04	18.4	.135	398	88	0	0	2	0
DOLIS, R.	RO	T20	.0	2.97	2.54	36.6	9.8	4.7	4.7	10.3	1.13	11.0	.152	259	69	3	3	1	0
KITTREDGE, A.	RO	T20	.0	4.43	3.10	36.3	8.9	7.1	1.8	8.4	1.33	2.3	.211	82	20	2	0	0	0
CAHILL, T.	RO	T20	4.2	3.14	3.14	38.5	12.5	6.0	6.3	8.9	.82	7.1	.190	282	92	1	2	2	0
BOXBERGER, B.	RO	T20	.0	3.91	3.52	38.2	10.4	5.5	4.5	10.2	1.76	3.0	.167	195	53	2	2	0	0
MELLA, K.	RO	T20	.0	3.95	3.62	37.9	10.5	7.6	3.0	9.9	1.32	1.5	.221	115	32	1	0	4	0
MERRYWEATHER, J.	RO	T20	5.3	4.87	3.67	38.7	12.6	10.3	2.3	8.7	.92	4.7	.287	421	137	1	0	0	0
JOHNSON, P.	RO	T20	.0	6.39	3.92	41.6	14.6	8.0	6.6	9.7	1.24	.9	.235	202	71	2	0	1	0
CARRASCO, C.	RO	T20	3.7	4.19	3.98	37.6	11.4	6.9	4.0	9.7	1.45	2.4	.214	726	220	1	8	1	0
ALVAREZ, J.	RO	T20	.0	4.34	4.34	39.1	11.1	6.3	4.8	11.1	1.45	-.5	.186	81	23	0	0	0	0
ANDERSON, B.	RO	T20	3.5	5.31	4.38	39.7	13.1	9.3	3.1	6.8	1.62	-3.6	.265	516	170	3	9	0	0
DIEKMAN, J.	RO	T20	.0	5.23	4.88	37.6	11.0	6.1	4.0	12.4	1.57	-4.4	.193	216	63	3	5	0	0
GONZALEZ, G.	RO	T20	3.6	5.82	5.60	40.9	13.8	10.2	3.2	9.9	2.09	-13.6	.280	373	126	1	4	1	0
MORTON, C.	RO	T20	5.0	6.00	5.63	40.4	14.5	10.7	3.4	9.5	1.59	-16.2	.302	431	155	3	5	1	0
OHTANI, S.	RO	T20	.0	12.27	12.27	47.9	20.9	17.2	1.2	6.1	2.45	-6.7	.389	39	17	0	2	0	0
Rochester Cheetahs			2.6	4.33	3.74	38.1	11.5	7.5	3.6	9.1	1.29	48.3	.224	5067	1524	27	45	15	0



35 Players	Tm	Lg	AVG	G	AB	R	H	2B	3B	HR	TB	RBI	SO	BB	ASB	SB	CS	SBP	GDP
DIEKMAN, J.	RO	T20	.500	46	2	0	1	0	0	0	1	0	0	0	0	0	0	-	0
WORKMAN, B.	RO	T20	.400	34	5	0	2	0	0	0	2	1	1	0	0	0	0	-	0
JOHNSON, P.	RO	T20	.333	42	3	1	1	1	0	0	2	1	0	0	0	0	0	-	0
CRAWFORD, B.	RO	T20	.282	117	355	57	100	24	2	25	203	66	95	34	2	2	0	100.0	3
NIMMO, B.	RO	T20	.279	123	408	79	114	22	7	20	210	51	99	75	4	4	0	100.0	6
SOLANO, D.	RO	T20	.273	124	403	43	110	25	2	3	148	38	75	28	1	1	0	100.0	3
MORTON, C.	RO	T20	.267	22	30	4	8	0	0	1	11	4	9	0	0	0	0	-	1
HARPER, B.	RO	T20	.263	131	448	102	118	14	1	38	248	80	96	90	30	26	4	86.7	6
TELLEZ, R.	RO	T20	.259	93	220	28	57	15	0	13	111	32	33	26	0	0	0	-	5
SANDOVAL, P.	LI	T20	.250	5	4	0	1	0	0	0	1	0	0	1	0	0	0	-	0
POLLOCK, A.	RO	T20	.249	121	438	67	109	11	4	33	227	95	103	26	5	3	2	60.0	8
CABRERA, A.	RO	T20	.231	117	376	40	87	21	6	15	165	52	77	36	0	0	0	-	11
SANTANA, C.	RO	T20	.231	118	308	45	71	8	0	15	124	36	63	50	0	0	0	-	6
MATHISEN, W.	RO	T20	.216	46	51	6	11	0	0	3	20	4	23	4	0	0	0	-	0
CASALI, C.	RO	T20	.209	99	201	27	42	6	0	13	87	27	72	30	3	2	1	66.7	4
OHTANI, S.	RO	T20	.189	104	259	37	49	7	0	13	95	26	84	29	22	20	2	90.9	5
SHAW, T.	RO	T20	.188	112	186	13	35	9	0	8	68	23	60	14	0	0	0	-	4
KIM, K.	RO	T20	.152	16	33	1	5	0	0	0	5	0	9	3	0	0	0	-	1
MACHIN, V.	RO	T20	.144	80	132	14	19	3	0	0	22	7	26	13	0	0	0	-	4
ALTUVE, J.	RO	T20	.137	100	183	16	25	3	0	4	40	16	40	8	0	0	0	-	4
CAHILL, T.	RO	T20	.118	14	17	2	2	0	0	0	2	0	8	1	0	0	0	-	0
GARVER, M.	RO	T20	.088	107	261	13	23	4	0	2	33	8	127	29	0	0	0	-	3
MERRYWEATHER, J.	RO	T20	.067	29	30	2	2	0	0	0	2	0	14	2	0	0	0	-	1
ANDERSON, B.	RO	T20	.065	25	31	2	2	0	0	0	2	1	8	2	0	0	0	-	1
CARRASCO, C.	RO	T20	.059	31	51	2	3	2	0	0	5	0	17	4	0	0	0	-	0
GONZALEZ, G.	RO	T20	.056	22	18	0	1	0	0	0	1	0	6	1	0	0	0	-	0
DUFFEY, T.	RO	T20	.000	47	3	0	0	0	0	0	0	0	0	1	0	0	0	-	0
WEBB, J.	RO	T20	.000	29	4	0	0	0	0	0	0	0	2	0	0	0	0	-	0
DOLIS, R.	RO	T20	.000	57	2	0	0	0	0	0	0	0	0	0	0	0	0	-	0
MELLA, K.	RO	T20	-	32	0	0	0	0	0	0	0	0	0	0	0	0	0	-	0
PEREZ, O.	RO	T20	.000	49	1	0	0	0	0	0	0	0	1	0	0	0	0	-	0
BOXBERGER, B.	RO	T20	.000	44	1	0	0	0	0	0	0	0	1	0	0	0	0	-	0
ALVAREZ, J.	RO	T20	-	19	0	0	0	0	0	0	0	0	0	0	0	0	0	-	0
KITTREDGE, A.	RO	T20	-	21	0	0	0	0	0	0	0	0	0	0	0	0	0	-	0
NOVA, I.	RO	T20	-	1	0	0	0	0	0	0	0	0	0	0	0	0	0	-	0
Rochester Cheetahs			.224	2177	4464	601	998	175	22	206	1835	568	1149	507	67	58	9	86.6	76

35 Players	Tm	Lg	AVG	OBP	SLG	OPS	ISO	SECA	TA	RCON	RC	RC/G	PA	IBB	HBP	SH	SF
DIEKMAN, J.	RO	T20	.500	.500	.500	1.000	.000	.000	1.000	.2	.5	6.8	3	0	0	1	0
WORKMAN, B.	RO	T20	.400	.400	.400	.800	.000	.000	.667	.2	.8	7.2	5	0	0	0	0
JOHNSON, P.	RO	T20	.333	.333	.667	1.000	.333	.333	1.000	.3	.6	5.7	4	0	0	1	0
CRAWFORD, B.	RO	T20	.282	.352	.572	.924	.290	.392	.950	28.8	74.2	7.7	398	2	6	0	3
NIMMO, B.	RO	T20	.279	.404	.515	.918	.235	.429	1.003	39.0	92.4	8.2	498	1	12	0	3
SOLANO, D.	RO	T20	.273	.320	.367	.688	.094	.166	.601	-.3	49.0	4.4	435	4	1	1	2
MORTON, C.	RO	T20	.267	.267	.367	.633	.100	.100	.478	-.9	2.7	2.8	33	0	0	3	0
HARPER, B.	RO	T20	.263	.388	.554	.942	.290	.540	1.082	49.2	106.0	8.3	546	6	4	0	4
TELLEZ, R.	RO	T20	.259	.336	.505	.841	.245	.364	.815	11.4	37.2	5.9	247	2	0	0	1
SANDOVAL, P.	LI	T20	.250	.400	.250	.650	.000	.250	.667	.0	.5	4.5	5	0	0	0	0
POLLOCK, A.	RO	T20	.249	.287	.518	.805	.269	.331	.755	13.2	62.9	4.9	470	7	0	0	6
CABRERA, A.	RO	T20	.231	.297	.439	.736	.207	.303	.670	4.3	47.5	4.2	414	0	0	0	2
SANTANA, C.	RO	T20	.231	.340	.403	.742	.172	.334	.724	7.4	45.0	4.9	367	0	2	4	2
MATHISEN, W.	RO	T20	.216	.286	.392	.678	.176	.255	.625	-.5	6.0	4.1	56	1	1	0	0
CASALI, C.	RO	T20	.209	.315	.433	.747	.224	.378	.732	4.1	28.1	4.6	232	1	1	0	0
OHTANI, S.	RO	T20	.189	.272	.367	.639	.178	.359	.668	-.7	28.2	3.5	290	0	1	0	1
SHAW, T.	RO	T20	.188	.245	.366	.611	.177	.253	.529	-6.5	16.1	2.8	201	1	0	1	0
KIM, K.	RO	T20	.152	.222	.152	.374	.000	.091	.276	-3.7	1.3	1.1	39	0	0	3	0
MACHIN, V.	RO	T20	.144	.221	.167	.387	.023	.121	.299	-14.2	5.1	1.1	148	0	0	3	0
ALTUVE, J.	RO	T20	.137	.172	.219	.390	.082	.126	.296	-20.6	6.5	1.1	193	0	0	1	1
CAHILL, T.	RO	T20	.118	.167	.118	.284	.000	.059	.200	-2.5	.5	.8	21	0	0	3	0
GARVER, M.	RO	T20	.088	.182	.126	.309	.038	.149	.261	-35.8	7.3	.8	297	2	1	6	0
MERRYWEATHER, J.	RO	T20	.067	.125	.067	.192	.000	.067	.138	-5.4	.3	.3	34	0	0	2	0
ANDERSON, B.	RO	T20	.065	.121	.065	.186	.000	.065	.133	-5.7	.4	.3	37	0	0	4	0
CARRASCO, C.	RO	T20	.059	.127	.098	.225	.039	.118	.188	-8.6	1.0	.5	60	0	0	5	0
GONZALEZ, G.	RO	T20	.056	.105	.056	.161	.000	.056	.118	-3.5	.3	.4	23	0	0	4	0
DUFFEY, T.	RO	T20	.000	.250	.000	.250	.000	.333	.333	-.4	.1	.6	4	0	0	0	0
WEBB, J.	RO	T20	.000	.000	.000	.000	.000	.000	.000	-1.0	.0	.0	4	0	0	0	0
DOLIS, R.	RO	T20	.000	.000	.000	.000	.000	.000	.000	-.5	.0	.0	2	0	0	0	0
MELLA, K.	RO	T20	-	-	-	-	-	-	-	.0	.0	.0	2	0	0	2	0
PEREZ, O.	RO	T20	.000	.000	.000	.000	.000	.000	.000	-.3	.0	.0	2	0	0	1	0
BOXBERGER, B.	RO	T20	.000	.000	.000	.000	.000	.000	.000	-.3	.0	.0	1	0	0	0	0
ALVAREZ, J.	RO	T20	-	-	-	-	-	-	-	.0	-	-	0	0	0	0	0
KITTREDGE, A.	RO	T20	-	-	-	-	-	-	-	.0	-	-	0	0	0	0	0
NOVA, I.	RO	T20	-	-	-	-	-	-	-	.0	-	-	0	0	0	0	0
Rochester Cheetahs			.224	.305	.411	.716	.188	.312	.684	46.9	581.3	4.3	5071	27	29	45	25



ARLINGTON RAILSPLITTERS 2021 OPENING DAY STARTING LINEUP

- 1-Kolten Wong, 2B
- 2-Tim Anderson, SS
- 3-Rhys Hoskins, 1B
- 4-Randal Grichuk, CF
- 5-Nicholas Castellanos, LF
- 6-Miguel Andujar, 3B
- 7-Drew Butera, C
- 8-Adam Eaton, RF
- 9-Ryan Castellani, P



A photograph of two men, Don Hirsch and Marty Fiehl, standing outdoors. Don Hirsch is on the left, wearing a dark polo shirt and glasses. Marty Fiehl is on the right, wearing a light-colored t-shirt under a grey jacket and glasses. They are both smiling. The background shows a green lawn, trees, and a house.

Don Hirsch (and Marty Fiehl)

9730 SW 75th Loop

Ocala, FL 34481


(732) 216-1368

donlohi53@centurylink.net

The team was sold to Jeff Sajdak in January and will be relocating in Grand Rapids, Michigan where they will be renamed the Grand Rapids Chicks.

★ Grand Rapids,
Michigan







Ken Sajdak
Waukesha Freeman

Jeff Sajdak
Grand Rapids Chicks

18 Pitchers	Tm	Lg	W	L	PCT	SV	ERA	G	GS	CG	SHO	QS	IP	H	R	ER	HR	SO	BB
HOLADAY, B.	AR	T20	0	0	-	0	.00	1	0	0	0	0	2.0	3	0	0	0	2	1
GANT, J.	AR	T20	0	2	.000	14	2.21	38	0	0	0	0	36.2	22	10	9	4	27	17
DOBNAK, R.	AR	T20	6	7	.462	0	2.70	19	19	4	4	14	123.1	99	42	37	12	97	31
HUDSON, D.	AR	T20	5	4	.556	0	3.53	14	14	4	2	6	89.1	70	44	35	14	81	34
HUNTER, T.	AR	T20	2	1	.667	0	3.58	41	0	0	0	0	60.1	55	25	24	9	60	16
HERNANDEZ, J.	AR	T20	2	3	.400	1	3.61	62	0	0	0	0	67.1	53	29	27	11	64	22
CODY, K.	AR	T20	3	2	.600	0	3.79	10	10	0	0	6	54.2	44	26	23	12	36	32
MISIEWICZ, A.	AR	T20	5	2	.714	0	4.17	45	0	0	0	0	49.2	50	26	23	9	57	11
MONTGOMERY, J.	AR	T20	5	11	.313	0	4.17	19	19	4	2	10	105.2	117	56	49	8	109	34
McGEE, J.	AR	T20	2	1	.667	1	4.54	46	0	0	0	0	39.2	39	26	20	11	49	12
BUTERA, D.	AR	T20	0	0	-	0	4.76	4	0	0	0	0	5.2	4	3	3	0	6	1
KINTZLER, B.	AR	T20	6	3	.667	11	4.88	48	0	0	0	0	51.2	48	30	28	15	43	20
OTTAVINO, A.	AR	T20	0	2	.000	0	6.14	45	0	0	0	0	48.1	67	33	33	8	61	19
MUSGROVE, J.	AR	T20	3	8	.273	0	6.21	17	17	1	0	6	91.1	104	67	63	13	101	43
WOOD, A.	AR	T20	5	9	.357	0	6.32	26	20	0	0	5	111.0	159	81	78	20	119	50
JUNIS, J.	AR	T20	5	11	.313	0	6.34	17	16	0	0	6	98.0	130	73	69	22	88	37
CASTELLANI, R.	AR	T20	4	12	.250	0	6.84	17	17	2	0	4	97.1	110	74	74	27	93	65
SADLER, C.	AR	T20	1	0	1.000	0	9.33	32	0	0	0	0	36.2	54	44	38	8	35	35
Arlington Railsplitters			54	78	.409	27	4.87	501	132	15	8	57	1168.2	1228	689	633	203	1128	480

18 Pitchers	Tm	Lg	SUP/9	R/9	ERA	BF/9	BR/9	H/9	BB/9	SO/9	HR/9	ERPT	OBA	BF	BR	IBB	HB	WP	BK
HOLADAY, B.	AR	T20	.0	.00	.00	45.0	18.0	13.5	4.5	9.0	.00	.9	.333	10	4	0	0	0	0
GANT, J.	AR	T20	.0	2.45	2.21	35.6	9.1	5.4	3.7	6.6	.98	7.7	.175	145	37	2	0	1	0
DOBNAK, R.	AR	T20	2.3	3.06	2.70	36.0	9.9	7.2	2.3	7.1	.88	19.3	.220	494	135	0	5	0	0
HUDSON, D.	AR	T20	5.3	4.43	3.53	37.8	11.2	7.1	3.3	8.2	1.41	5.8	.213	375	111	1	8	0	0
HUNTER, T.	AR	T20	.0	3.73	3.58	36.8	11.0	8.2	2.2	9.0	1.34	3.5	.247	247	74	1	4	0	0
HERNANDEZ, J.	AR	T20	.0	3.88	3.61	37.0	10.0	7.1	2.5	8.6	1.47	3.7	.215	277	75	3	3	1	0
CODY, K.	AR	T20	3.3	4.28	3.79	38.7	12.2	7.2	4.9	5.9	1.98	1.9	.221	235	74	2	0	3	0
MISIEWICZ, A.	AR	T20	.0	4.71	4.17	38.2	11.8	9.1	2.0	10.3	1.63	-.3	.256	211	65	0	4	0	0
MONTGOMERY, J.	AR	T20	3.6	4.77	4.17	39.9	13.5	10.0	2.8	9.3	.68	-.8	.280	469	159	1	9	4	0
McGEE, J.	AR	T20	.0	5.90	4.54	39.0	10.9	8.8	2.0	11.1	2.50	-1.9	.248	172	48	3	0	0	0
BUTERA, D.	AR	T20	.0	4.76	4.76	34.9	7.9	6.4	1.6	9.5	.00	-.4	.190	22	5	0	0	0	1
KINTZLER, B.	AR	T20	.0	5.23	4.88	37.8	11.5	8.4	3.1	7.5	2.61	-4.4	.244	217	66	2	0	0	0
OTTAVINO, A.	AR	T20	.0	6.14	6.14	42.3	15.8	12.5	3.0	11.4	1.49	-10.9	.328	227	85	3	2	3	0
MUSGROVE, J.	AR	T20	4.3	6.60	6.21	41.9	14.9	10.2	4.1	10.0	1.28	-21.3	.277	425	151	1	5	3	0
WOOD, A.	AR	T20	4.5	6.57	6.32	43.2	17.3	12.9	3.9	9.6	1.62	-27.4	.337	533	213	2	6	7	0
JUNIS, J.	AR	T20	3.5	6.70	6.34	41.2	15.5	11.9	3.2	8.1	2.02	-24.3	.324	449	169	2	4	3	0
CASTELLANI, R.	AR	T20	3.9	6.84	6.84	42.1	16.2	10.2	5.8	8.6	2.50	-29.6	.288	455	175	2	2	3	0
SADLER, C.	AR	T20	.0	10.80	9.33	48.4	21.8	13.3	8.3	8.6	1.96	-21.3	.338	197	89	1	1	2	0
Arlington Railsplitters			2.5	5.31	4.87	39.7	13.4	9.5	3.5	8.7	1.56	-99.8	.269	5160	1735	26	53	30	1

35 Players	Tm	Lg	AVG	G	AB	R	H	2B	3B	HR	TB	RBI	SO	BB	ASB	SB	CS	SBP	GDP
KINTZLER, B.	AR	T20	.500	48	2	0	1	0	0	0	1	2	0	0	0	0	0	-	0
ANDERSON, T.	AR	T20	.356	109	421	73	150	21	2	20	235	59	106	29	10	7	3	70.0	8
MUNOZ, Y.	AR	T20	.341	76	85	13	29	8	0	1	40	9	15	1	0	0	0	-	1
FLOWERS, T.	AR	T20	.333	3	3	0	1	1	0	0	2	0	1	0	0	0	0	-	0
ANDUJAR, M.	AR	T20	.255	40	51	6	13	2	0	1	18	6	4	1	0	0	0	-	1
HOSKINS, R.	AR	T20	.251	74	195	33	49	12	0	9	88	29	59	42	0	0	0	-	7
GRICHUK, R.	AR	T20	.249	121	490	64	122	18	3	27	227	91	101	20	1	1	0	100.0	13
CASTELLANOS, N.	AR	T20	.238	129	458	54	109	23	4	28	224	78	136	44	1	1	0	100.0	6
DOBNAK, R.	AR	T20	.226	19	31	2	7	1	0	0	8	2	4	3	0	0	0	-	0
GARCIA, G.	AR	T20	.223	81	197	14	44	9	0	0	53	5	51	25	1	1	0	100.0	1
VALAIKA, P.	AR	T20	.223	88	233	26	52	3	0	7	76	22	67	16	1	1	0	100.0	8
WONG, K.	AR	T20	.223	111	390	57	87	11	5	3	117	18	72	46	15	13	2	86.7	4
BUTERA, D.	AR	T20	.210	48	119	7	25	8	0	0	33	7	22	7	0	0	0	-	10
MONTGOMERY, J.	AR	T20	.200	19	30	2	6	0	0	0	6	1	9	3	0	0	0	-	0
WADE, T.	AR	T20	.199	80	171	22	34	4	0	7	59	16	45	15	13	11	2	84.6	2
EATON, A.	AR	T20	.193	96	254	33	49	16	1	6	85	28	58	16	4	4	0	100.0	2
DONALDSON, J.	AR	T20	.190	90	205	22	39	9	0	6	66	18	66	35	0	0	0	-	8
HOLADAY, B.	AR	T20	.188	63	149	4	28	6	0	1	37	11	38	5	0	0	0	-	5
HAMILTON, B.	AR	T20	.187	112	284	33	53	1	0	12	90	32	63	16	15	13	2	86.7	2
JUNIS, J.	AR	T20	.185	17	27	2	5	1	0	0	6	2	11	1	0	0	0	-	0
MATHIS, J.	AR	T20	.179	90	190	19	34	5	3	11	78	35	71	17	0	0	0	-	3
SANTANA, D.	AR	T20	.176	99	250	31	44	14	0	8	82	21	107	29	2	2	0	100.0	2
WOOD, A.	AR	T20	.171	26	35	4	6	2	0	0	8	2	15	3	0	0	0	-	0
HUNTER, T.	AR	T20	.167	41	6	0	1	0	0	0	1	0	2	1	0	0	0	-	0
CESPEDES, Y.	AR	T20	.159	30	44	5	7	1	0	2	14	5	17	4	0	0	0	-	3
MUSGROVE, J.	AR	T20	.087	17	23	0	2	1	0	0	3	3	11	3	0	0	0	-	0
HUDSON, D.	AR	T20	.071	14	28	2	2	0	0	1	5	1	12	3	0	0	0	-	0
CODY, K.	AR	T20	.071	10	14	0	1	0	0	0	1	0	5	1	0	0	0	-	0
CASTELLANI, R.	AR	T20	.036	17	28	1	1	0	0	0	1	0	6	4	0	0	0	-	0
MISIEWICZ, A.	AR	T20	.000	45	2	0	0	0	0	0	0	0	0	0	0	0	0	-	0
OTTAVINO, A.	AR	T20	.000	45	2	0	0	0	0	0	0	0	0	0	0	0	0	-	0
GANT, J.	AR	T20	-	38	0	0	0	0	0	0	0	0	0	0	0	0	0	-	0
HERNANDEZ, J.	AR	T20	-	62	0	0	0	0	0	0	0	0	0	0	0	0	0	-	0
McGEE, J.	AR	T20	-	46	0	0	0	0	0	0	0	0	0	0	0	0	0	-	0
SADLER, C.	AR	T20	-	32	0	0	0	0	0	0	0	0	0	0	0	0	0	-	0
Arlington Railsplitters			.227	2036	4417	529	1001	177	18	150	1664	503	1174	390	63	54	9	85.7	86

35 Players	Tm	Lg	AVG	OBP	SLG	OPS	ISO	SECA	TA	RCON	RC	RC/G	PA	IBB	HBP	SH	SF
KINTZLER, B.	AR	T20	.500	.500	.500	1.000	.000	.000	1.000	.2	.5	13.5	2	0	0	0	0
ANDERSON, T.	AR	T20	.356	.398	.558	.956	.202	.280	.972	39.2	93.1	8.8	457	1	3	0	4
MUNOZ, Y.	AR	T20	.341	.349	.471	.819	.129	.141	.719	3.3	13.5	6.4	86	1	0	0	0
FLOWERS, T.	AR	T20	.333	.333	.667	1.000	.333	.333	1.000	.3	.7	9.0	3	0	0	0	0
ANDUJAR, M.	AR	T20	.255	.269	.353	.622	.098	.118	.487	-1.6	4.6	3.2	52	0	0	0	0
HOSKINS, R.	AR	T20	.251	.393	.451	.844	.200	.415	.876	13.8	36.4	6.4	242	1	4	0	1
GRICHUK, R.	AR	T20	.249	.279	.463	.742	.214	.257	.654	4.5	59.2	4.2	513	2	1	0	2
CASTELLANOS, N.	AR	T20	.238	.315	.489	.804	.251	.349	.783	17.1	72.3	5.4	515	6	9	0	4
DOBNAK, R.	AR	T20	.226	.294	.258	.552	.032	.129	.458	-1.4	2.9	2.8	38	0	0	4	0
GARCIA, G.	AR	T20	.223	.309	.269	.578	.046	.178	.513	-6.4	18.5	3.2	224	1	0	1	1
VALAIKA, P.	AR	T20	.223	.273	.326	.599	.103	.176	.492	-8.2	19.4	2.8	249	0	0	0	0
WONG, K.	AR	T20	.223	.320	.300	.620	.077	.223	.602	-5.2	42.6	3.7	448	0	10	1	1
BUTERA, D.	AR	T20	.210	.254	.277	.531	.067	.126	.385	-7.0	6.1	1.6	126	0	0	0	0
MONTGOMERY, J.	AR	T20	.200	.273	.200	.473	.000	.100	.375	-2.3	2.2	2.1	37	0	0	4	0
WADE, T.	AR	T20	.199	.275	.345	.620	.146	.287	.624	-2.6	17.7	3.4	190	0	3	1	0
EATON, A.	AR	T20	.193	.245	.335	.580	.142	.220	.517	-9.9	22.0	2.9	273	0	2	0	1
DONALDSON, J.	AR	T20	.190	.322	.322	.644	.132	.302	.609	-1.7	21.9	3.4	245	3	5	0	0
HOLADAY, B.	AR	T20	.188	.214	.248	.463	.060	.094	.333	-12.7	7.0	1.5	154	0	0	0	0
HAMILTON, B.	AR	T20	.187	.229	.317	.546	.130	.225	.506	-13.8	22.0	2.5	304	0	0	3	1
JUNIS, J.	AR	T20	.185	.207	.222	.429	.037	.074	.318	-2.5	1.7	1.6	34	0	0	5	1
MATHIS, J.	AR	T20	.179	.245	.411	.656	.232	.321	.597	-4.0	19.1	3.2	208	0	0	0	1
SANTANA, D.	AR	T20	.176	.262	.328	.590	.152	.276	.543	-8.8	23.0	3.0	279	1	0	0	0
WOOD, A.	AR	T20	.171	.237	.229	.465	.057	.143	.379	-2.8	2.1	1.9	39	0	0	1	0
HUNTER, T.	AR	T20	.167	.286	.167	.452	.000	.167	.400	-.5	.4	1.9	7	0	0	0	0
CESPEDES, Y.	AR	T20	.159	.224	.318	.543	.159	.250	.450	-2.5	2.5	1.6	49	2	0	0	1
MUSGROVE, J.	AR	T20	.087	.192	.130	.323	.043	.174	.286	-3.0	1.1	1.1	32	0	0	6	0
HUDSON, D.	AR	T20	.071	.161	.179	.340	.107	.214	.308	-3.6	1.1	1.0	34	0	0	3	0
CODY, K.	AR	T20	.071	.133	.071	.205	.000	.071	.154	-2.5	.2	.4	16	0	0	1	0
CASTELLANI, R.	AR	T20	.036	.156	.036	.192	.000	.143	.185	-5.0	.3	.3	32	0	0	0	0
MISIEWICZ, A.	AR	T20	.000	.000	.000	.000	.000	.000	.000	-.5	.0	.0	2	0	0	0	0
OTTAVINO, A.	AR	T20	.000	.000	.000	.000	.000	.000	.000	-.5	.0	.0	2	0	0	0	0
GANT, J.	AR	T20	-	-	-	-	-	-	-	.0	-	-	0	0	0	0	0
HERNANDEZ, J.	AR	T20	-	-	-	-	-	-	-	.0	-	-	0	0	0	0	0
McGEE, J.	AR	T20	-	-	-	-	-	-	-	.0	-	-	0	0	0	0	0
SADLER, C.	AR	T20	-	-	-	-	-	-	-	.0	-	-	0	0	0	0	0
Arlington Railsplitters			.227	.294	.377	.670	.150	.249	.611	-30.6	496.8	3.8	4892	18	37	30	18







The 10 players with the highest Batting Average

Name	Tm	Lg	AVG	PA
LeMAHIEU, D.	GU	T20	.404	446
d'ARNAUD, T.	ID	T20	.372	409
SOTO, J.	ID	T20	.363	453
ANDERSON, T.	AR	T20	.356	457
BLACKMON, C.	ID	T20	.344	543
OZUNA, M.	EA	T20	.342	585
SEAGER, C.	LI	T20	.337	453
TURNER, T.	SI	T20	.336	591
CANO, R.	ES	T20	.326	409
BOGAERTS, X.	GU	T20	.324	500

The 10 players with the highest Slugging Average

Name	Tm	Lg	SLG	PA
SOTO, J.	ID	T20	.753	453
VOIT, L.	ES	T20	.666	496
LeMAHIEU, D.	GU	T20	.652	446
RAMIREZ, J.	WC	T20	.646	564
OZUNA, M.	EA	T20	.638	585
SEAGER, C.	LI	T20	.629	453
TURNER, T.	SI	T20	.624	591
d'ARNAUD, T.	ID	T20	.620	409
FLORES, W.	ID	T20	.594	472
MACHADO, M.	HH	T20	.594	421

The 10 players with the highest On Base Percentage

Name	Tm	Lg	OBP	PA
SOTO, J.	ID	T20	.479	453
LeMAHIEU, D.	GU	T20	.469	446
GOLDSCHMIDT, P.	BB	T20	.432	518
OZUNA, M.	EA	T20	.427	585
FREEMAN, F.	WC	T20	.424	602
d'ARNAUD, T.	ID	T20	.423	409
NIMMO, B.	RO	T20	.404	498
CONFORTO, M.	ES	T20	.401	539
ANDERSON, T.	AR	T20	.398	457
CANDELARIO, J.	EA	T20	.396	454

The 10 players with the most Runs Created

Name	Tm	Lg	RC	PA
SOTO, J.	ID	T20	142.9	453
OZUNA, M.	EA	T20	140.7	585
FREEMAN, F.	WC	T20	130.9	602
TURNER, T.	SI	T20	128.7	591
LeMAHIEU, D.	GU	T20	123.1	446
RAMIREZ, J.	WC	T20	119.5	564
TATIS, F.	HO	T20	107.8	556
ABREU, J.	ID	T20	106.3	589
HARPER, B.	RO	T20	106.0	546
GRISHAM, T.	EA	T20	104.1	598

The 14 players with the longest Hitting Streak Current

Name	Tm	Lg	G	PA
TURNER, T.	SI	T20	17	591
ANDERSON, T.	AR	T20	11	457
MORELAND, M.	GU	T20	10	354
TAPIA, R.	HA	T20	9	455
UPTON, J.	HH	T20	7	194
La STELLA, T.	FR	T20	7	267
TAYLOR, C.	SI	T20	7	439
SPRINGER, G.	FR	T20	7	466
OZUNA, M.	EA	T20	7	585

5 players tied at 6

The 18 players with the longest Hitting Streak Season

Name	Tm	Lg	G	PA
LeMAHIEU, D.	GU	T20	25	446
MACHADO, M.	HH	T20	18	421
TATIS, F.	HO	T20	17	556
TURNER, T.	SI	T20	17	591
FLORES, W.	ID	T20	16	472
REYES, F.	HH	T20	16	525
HARPER, B.	RO	T20	16	546
BOHM, A.	HA	T20	15	406
FREEMAN, F.	WC	T20	15	602

9 players tied at 14

The 10 players with the highest Total Average

Name	Tm	Lg	TA	PA
SOTO, J.	ID	T20	1.561	453
LeMAHIEU, D.	GU	T20	1.286	446
OZUNA, M.	EA	T20	1.176	585
RAMIREZ, J.	WC	T20	1.118	564
FREEMAN, F.	WC	T20	1.109	602
d'ARNAUD, T.	ID	T20	1.094	409
HARPER, B.	RO	T20	1.082	546
VOIT, L.	ES	T20	1.052	496
TURNER, T.	SI	T20	1.050	591
GOLDSCHMIDT, P.	BB	T20	1.047	518

The 10 players with the most Runs Contributed

Name	Tm	Lg	RCN	PA
SOTO, J.	ID	T20	79.2	453
OZUNA, M.	EA	T20	69.6	585
FREEMAN, F.	WC	T20	63.1	602
LeMAHIEU, D.	GU	T20	62.8	446
TURNER, T.	SI	T20	59.9	591
RAMIREZ, J.	WC	T20	58.2	564
HARPER, B.	RO	T20	49.2	546
VOIT, L.	ES	T20	48.0	496
GOLDSCHMIDT, P.	BB	T20	47.4	518
d'ARNAUD, T.	ID	T20	45.7	409

The 10 players with the most Runs Scored

Name	Tm	Lg	R	PA
RAMIREZ, J.	WC	T20	119	564
FREEMAN, F.	WC	T20	115	602
TURNER, T.	SI	T20	112	591
GRISHAM, T.	EA	T20	104	598
HARPER, B.	RO	T20	102	546
OZUNA, M.	EA	T20	100	585
BETTS, M.	MR	T20	98	538
TATIS, F.	HO	T20	96	556
SOTO, J.	ID	T20	95	453
ABREU, J.	ID	T20	95	589

The 10 players with the most Runs Batted In

Name	Tm	Lg	RBI	PA
TURNER, T.	SI	T20	123	591
VOIT, L.	ES	T20	111	496
OZUNA, M.	EA	T20	110	585
ABREU, J.	ID	T20	108	589
ALONSO, P.	HH	T20	103	536
RAMIREZ, J.	WC	T20	102	564
HERNANDEZ, T.	BR	T20	99	464
FLORES, W.	ID	T20	97	472
POLLOCK, A.	RO	T20	95	470
GRICHUK, R.	AR	T20	91	513

The 10 players with the most Hits

Name	Tm	Lg	H	PA
TURNER, T.	SI	T20	185	591
BLACKMON, C.	ID	T20	174	543
OZUNA, M.	EA	T20	172	585
ABREU, J.	ID	T20	168	589
GURRIEL, L.	HA	T20	160	525
LeMAHIEU, D.	GU	T20	159	446
FREEMAN, F.	WC	T20	156	602
HERNANDEZ, C.	BR	T20	154	564
CONFORTO, M.	ES	T20	153	539
MERRIFIELD, W.	WA	T20	153	580

The 10 players with the most Doubles

Name	Tm	Lg	2B	PA
WALKER, C.	HA	T20	46	498
HERNANDEZ, C.	BR	T20	46	564
MARTINEZ, J.	NE	T20	45	462
FREEMAN, F.	WC	T20	44	602
BRANTLEY, M.	BB	T20	41	413
McNEIL, J.	MR	T20	38	463
DEVERS, R.	GU	T20	36	462
IGLESIAS, J.	WC	T20	34	315
SOTO, J.	ID	T20	34	453
FRANCO, M.	EB	T20	34	510

The 19 players with the most Triples

Name	Tm	Lg	3B	PA
TURNER, T.	SI	T20	9	591
KIERMAIER, K.	FF	T20	8	253
TUCKER, K.	EB	T20	8	469
RAMIREZ, J.	WC	T20	8	564
HAMPSON, G.	EB	T20	7	407
MONCADA, Y.	FF	T20	7	490
YASTRZEMSKI, M.	BR	T20	7	495
NIMMO, B.	RO	T20	7	498
TATIS, F.	HO	T20	7	556

10 players tied at 6

The 11 players with the most Home Runs

Name	Tm	Lg	HR	PA
VOIT, L.	ES	T20	51	496
SUAREZ, E.	MR	T20	45	504
ALONSO, P.	HH	T20	44	536
RAMIREZ, J.	WC	T20	42	564
OZUNA, M.	EA	T20	40	585
ABREU, J.	ID	T20	39	589
HARPER, B.	RO	T20	38	546
TURNER, T.	SI	T20	38	591
SOTO, J.	ID	T20	36	453

2 players tied at 35

The 10 players with the most Walks

Name	Tm	Lg	BB	PA
FREEMAN, F.	WC	T20	94	602
HARPER, B.	RO	T20	90	546
GOLDSCHMIDT, P.	BB	T20	88	518
SOTO, J.	ID	T20	82	453
HICKS, A.	LI	T20	80	480
OZUNA, M.	EA	T20	78	585
WINKER, J.	HI	T20	75	397
NIMMO, B.	RO	T20	75	498
SUAREZ, E.	MR	T20	74	504
BIGGIO, C.	WA	T20	74	570

The 10 players with the most Strikeouts

Name	Tm	Lg	SO	PA
MONCADA, Y.	FF	T20	164	490
WHITE, E.	SS	T20	159	414
HAPP, I.	BT	T20	158	546
REYES, F.	HH	T20	153	525
MONDESI, A.	FR	T20	150	495
GRISHAM, T.	EA	T20	150	598
ROBERT, L.	SS	T20	147	461
ALONSO, P.	HH	T20	146	536
BAEZ, J.	HH	T20	142	432
ADAMES, W.	HI	T20	142	450

The 12 players with the most MultiHit Games

Name	Tm	Lg	MHG	PA
GURRIEL, L.	HA	T20	52	525
ABREU, J.	ID	T20	52	589
OZUNA, M.	EA	T20	50	585
TURNER, T.	SI	T20	50	591
BLACKMON, C.	ID	T20	48	543
CONFORTO, M.	ES	T20	47	539
STORY, T.	MR	T20	46	608
BOGAERTS, X.	GU	T20	45	500
HERNANDEZ, C.	BR	T20	45	564

3 players tied at 44

The 12 players with the longest Stolen Base Streak Season

Name	Tm	Lg	SB	ASB
ACUNA, R.	HI	T20	22	22
GRISHAM, T.	EA	T20	21	60
HARPER, B.	RO	T20	19	30
ROBERT, L.	SS	T20	17	20
VILLAR, J.	BR	T20	17	33
PHAM, T.	BT	T20	16	16
TURNER, T.	SI	T20	16	18
BERTI, J.	EA	T20	16	37
TAPIA, R.	HA	T20	15	27

3 players tied at 14

The 10 players with the most Stolen Bases

Name	Tm	Lg	SB	ASB
GRISHAM, T.	EA	T20	54	60
BERTI, J.	EA	T20	33	37
MONDESI, A.	FR	T20	32	40
MARTE, S.	BB	T20	29	33
VILLAR, J.	BR	T20	29	33
HARPER, B.	RO	T20	26	30
TAPIA, R.	HA	T20	24	27
STORY, T.	MR	T20	23	30
ACUNA, R.	HI	T20	22	22
RAMIREZ, J.	WC	T20	22	29

The 10 players with the highest Stolen Base Percentage

Name	Tm	Lg	SBP	ASB
ACUNA, R.	HI	T20	100.0	22
ROBERT, L.	SS	T20	95.0	20
TAVERAS, L.	MR	T20	94.7	19
TURNER, T.	SI	T20	94.4	18
HARRISON, M.	ID	T20	91.3	23
OHTANI, S.	RO	T20	90.9	22
GRISHAM, T.	EA	T20	90.0	60
BERTI, J.	EA	T20	89.2	37
TAPIA, R.	HA	T20	88.9	27
HERNANDEZ, T.	BR	T20	88.2	17