

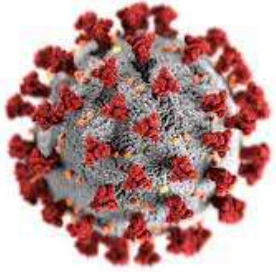
TCBA

2022

Twentieth Century Baseball Association

2022

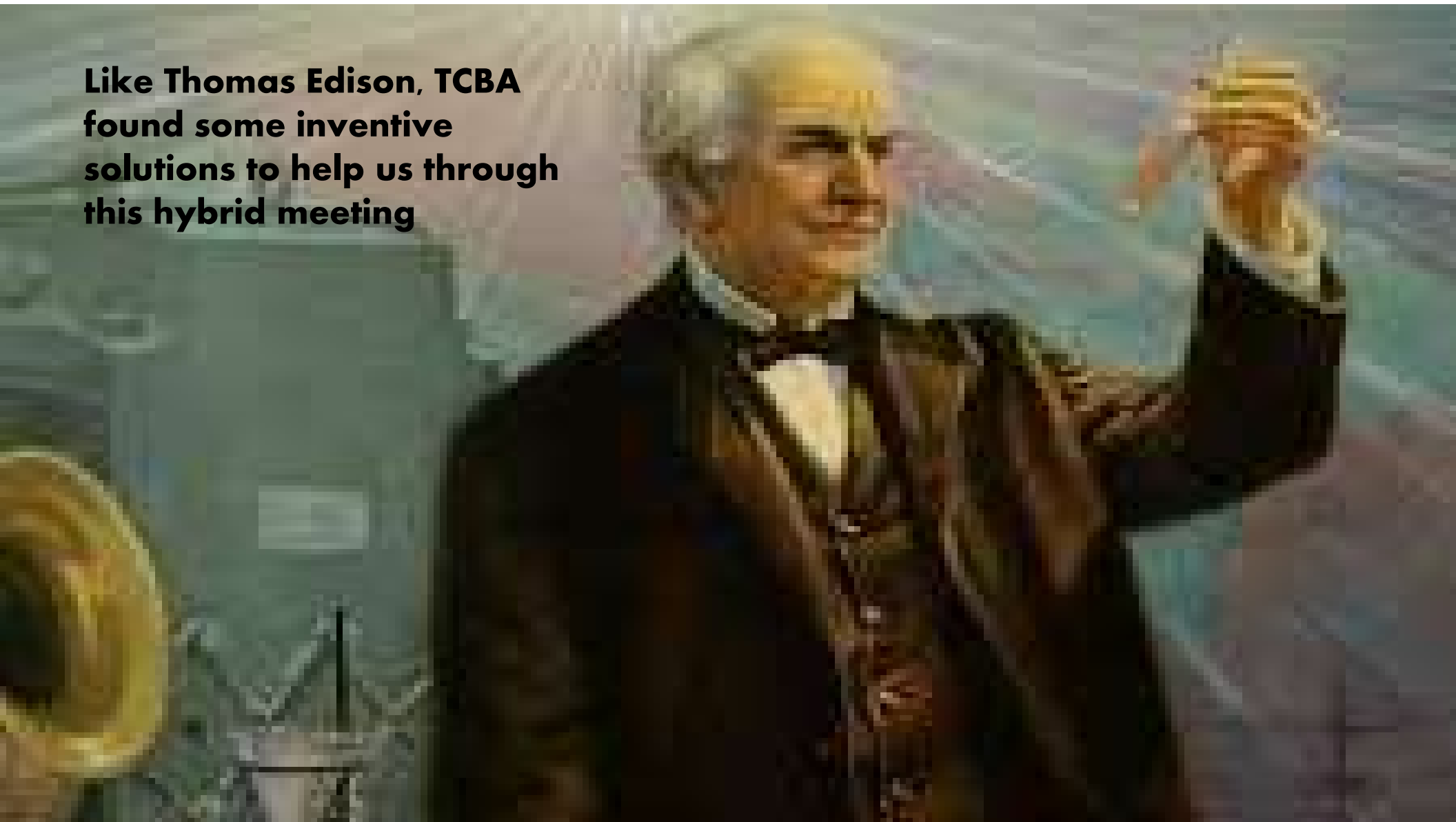




zoom

Due to CoVid concerns TCBA held a Hybrid Convention in 2022 at the Harrisburg Holiday Inn using Zoom. Thirteen managers were present, with the rest remotely linked “live” for our Rookie Auction and Free Agent Draft.

**Like Thomas Edison, TCBA
found some inventive
solutions to help us through
this hybrid meeting**





| | | | | | | | |
|---|---|--|---|---|--|---|---|
| \$250-LI Wander Franco Akil Baddoo \$72-ES | \$126-SI Jonathan India Keibert Ruiz \$72-HA | \$125-BT Alek Manoah Jarred Kelenic \$70-FR | \$125-SS Shane McClanahan Alejandro Kirk \$68-MI | \$103-GC Tyler Stephenson Cole Irvin \$58-EA | \$100-HH Luis H. Garcia Frank Schwindel \$51-RO | \$81-MI Logan Gilbert Garrett Whitlock \$50-GU | \$76-HI Michael Kopech Josiah Gray \$46-MI |
|---|---|--|---|---|--|---|---|





| | | | | | | | |
|----------------|------------------|-----------------|----------------|-----------------|----------------|------------------|------------------|
| \$47-BR | \$41-HO | \$36-HH | \$36-GU | \$35-GC | \$34-LI | \$32-BR | \$32-RO |
| Andrew | Alex | David | Jarred | Matt | Patrick | Garrett | William |
| Vaughn | Kirilloff | Bednar | Duran | Manning | Wisdom | Crochet | Contreras |
| Adolis | Jesus | Yermin | Edmundo | Phil | Joe | James | Ryan |
| Garcia | Sanchez | Mercedes | Sosa | Bickford | Barlow | Kaprielan | Weathers |
| \$32-MI | \$32-LI | \$27-WC | \$27-BT | \$25-LI | \$24-GU | \$24-EB | \$22-WA |





\$19-EB
Vladimir
Gutierrez

\$16-FF
Taylor
Walls

\$15-FR
Tony
Santillan

\$15-GC
Brandon
Marsh

\$14-HA
Alex
Vesia

Mitch
White
\$14-MR

Camilo
Doval
\$13-WC

Ha-Seong
Kim
\$13-EB

Nick
Gordon
\$8-GU

Rodolfo
Castro
\$7-MR



Forty-two (42) rookies drew a total of \$2,113,000 in winning bids by 21 different teams. They ranged from a low of \$7 (Castro, MR) to a high of \$250 (Franco, LI).

Gunpowder, Long Island and Mimosa signed 4 players. Beacon, Kilkenny and Newark signed none.

Avg Cost per Rookie - \$50,310
Avg spent per team - \$88,042
Avg spent-21 winners - \$100,619
Inflation \$2,865 income
- \$2,113 before waivers

Free Agents

AutoSave On Manual Automatic Book1 - Excel Frédéric LE GUEN

File Home Insert Page Layout Formulas Data Review View Developer Add-ins Help Inquire Power Pivot Tell me what you want to do

Get Data From Text/CSV From Web From Table/Range Recent Sources Existing Connections Refresh All Queries & Connections Properties Edit Links Stocks Geography Sort Filter Filter Reapply Advanced Text to Columns

| | A | B | C | D | E | F | G |
|----|---|---|--------|---|--------|---|---|
| 1 | | | | | | | |
| 2 | | | Fred | | Fred | | |
| 3 | | | Mark | | Mark | | |
| 4 | | | Anita | | Anita | | |
| 5 | | | Sylvia | | Sylvia | | |
| 6 | | | John | | John | | |
| 7 | | | | | | | |
| 8 | | | | | | | |
| 9 | | | | | | | |
| 10 | | | | | | | |
| 11 | | | | | | | |
| 12 | | | | | | | |
| 13 | | | | | | | |
| 14 | | | | | | | |
| 15 | | | | | | | |
| 16 | | | | | | | |
| 17 | | | | | | | |
| 18 | | | | | | | |

Jim McEneaney served as moderator and facilitator

Create dynamic dropdown list with Excel

Commissioner Frank Tedeschi added Drop Down boxes to display players selected

| TEAM | Round #1 | | Round #2 | | Round #3 | | Round #4 | | Round #5 | | Round #6 |
|---------------|----------------|----|------------------|----|-------------------|----|------------------|----|-------------------|--|--------------------------|
| Hor'shoe Bay | Ranger Suarez | | Nick Sandlin | | Zach Davies | | Sam Hentges | | Aramis Garcia | | PASS |
| Hereford | Chris Flexen | | Trevor Larnach | | JT Chargos | HI | Brett Phillips | | Jake Brentz | | PASS |
| Mimosa | Bailey Ober | NE | Bailey Falter | | Josh Taylor | | Jose Alvarado | | John King | | Albert Pujols |
| Newark | Chas McCormick | | Kyle Isbel | | Keegan Thompson | | Jorge Mateo | | Tres Barrera | | Ryan McKenna |
| Scranton | Tylor Megill | NE | Connor Joe | | Hunter Strickland | | Evan White | | Erik Swanson | | Chi Chi (Alex) Gonzalez |
| Long Island | Daniel Lynch | NE | Andy Ibanez | | Art Warren | | Austin Wynns | HI | Logan Allen | | PASS |
| Grand Rapids | Zach Thompson | | Bruce Zimmermann | | Bobby Bradley | | Andrew Knizner | | Deolis Guerra | | Duane Underwood |
| Bethesda | Collin McHugh | | Rafael Ortega | | Louis Head | HA | Matt M. Duffy | | Carlos Martinez | | Cole Tucker |
| Gunpowder | Anthony Bender | | Clay Holmes | | Wilmer Difo | | Codi Heuer | | Jason Castro | | PASS |
| Hamilton | Bryse Wilson | | Gavin Sheets | | Lars Nootbaar | | Jesse Chavez | | PASS | | PASS |
| Evanston | Eric Haase | | Paul Sewald | | Nabil Crismatt | | Tyler Wells | | Charlie Culberson | | PASS |
| Rochester | Wily Peralta | | Ramon Urias | | Kevin Plawecki | | Yadiel Hernandez | | Wandy Peralta | | PASS |
| Silver Spring | Jake Meyers | | Riley Adams | | Taylor Jones | | Ronald Torreyes | | Griffin Jax | | Deivi Garcia |
| Morgantown | Reynaldo Lopez | | Tyrone Taylor | | J.P. Feyereisen | | Matt Harvey | | Blake Parker | | Chasen Shreve |
| Hilton Head | Luis Rengifo | | Jackson Kowar | | Ben Rortvedt | | Wyatt Mathisen | | Taylor Trammell | | Ryan Helsley |
| Bradenton | Ryan Burr | | Lucas Luetge | | Alcides Escobar | | Rene Rivera | | Hirokazu Sawamura | | PASS |
| Waukesha | Jose Ruiz | | Alex Lange | | Jordan Sheffield | | Kyle Funkhouser | | Lucas Gilbreath | | Emmanuel Rivera |
| Fargo | Dominic Leone | | Bryan De La Cruz | | Drew Smith | | Joel Payamps | | Keegan Akin | | Luis A. (1-30-87) Garcia |
| West Coast | Eli Morgan | | Max Kranick | | Alexander Wells | | Owen Miller | | Justin Steele | | Oscar Mercado |
| Edinburgh | Cal Raleigh | LI | Jace Peterson | GU | Brad Hand | | Yonny Hernandez | | Jake Faria | | Albert Abreu |
| Beacon | Tim Mayza | | Odubel Herrera | HI | Isan Diaz | | Tanner Rainey | FF | Michael Lorenzen | | Phil Maton |
| Farmington | Kyle Muller | WA | Paolo Espino | | Jake Cousins | | Jose Urena | | Yonathan Daza | | Zach McKinstry |
| Eastport | Taylor Hearn | | Anthony Alford | | Dom Nunez | | Paul Blackburn | | Steven Cishek | | Kelvin Gutierrez |
| Innisfree | Alex Jackson | | Jeff Hoffman | | Luis Oviedo | | Jorge Lopez | | Archie Bradley | | Bryan Shaw |

| | TEAM | 7 | Round #7 | 8 | Round #8 | 9 | Round #9 | 10 | Round #10 | Round #11 | Round #12 |
|---|---------------|---|----------------|---|----------------------|---|---------------|----|---------------|-------------|----------------|
| 3 | Hor'shoe Bay | | | | | | | | | | |
| 4 | Hereford | | | | | | | | | | |
| 5 | Mimosa | | PASS | | | | | | | | |
| 6 | Newark | | JC Mejia | | Daniel Ponce de Leon | | Phil Gosselin | | | | |
| 7 | Scranton | | PASS | | | | | | | | |
| 8 | Long Island | | | | | | | | | | |
| 9 | Grand Rapids | | Caleb Smith | | PASS | | | | | | |
| 0 | Bethesda | | PASS | | | | | | | | |
| 1 | Gunpowder | | | | | | | | | | |
| 2 | Hamilton | | | | | | | | | | |
| 3 | Evanston | | | | | | | | | | |
| 4 | Rochester | | | | | | | | | | |
| 5 | Silver Spring | | PASS | | | | | | | | |
| 6 | Morgantown | | Domingo Tapia | | Alex Avila | | PASS | | | | |
| 7 | Hilton Head | | PASS | | | | | | | | |
| 8 | Bradenton | | PASS | | | | | | | | |
| 9 | Waukesha | | PASS | | | | | | | | |
| 0 | Fargo | | Jake Fraley | | Chris Owings | | PASS | | | | |
| 1 | West Coast | | Justin Bruihi | | Riley Smith | | PASS | | | | |
| 2 | Edinburgh | | Charlie Barnes | | Nick Maton | | Kevan Smith | | Edgar Santana | Ralph Garza | Andres Machado |
| 3 | Beacon | | Ji-Man Choi | | PASS | | | | | | |
| 4 | Farmington | | Kohei Arihara | | Josh Sborz | | PASS | | | | |
| 5 | Eastport | | Steven Okert | | Josh VanMeter | | Jimmy Nelson | | | | |
| 6 | Innisfree | | PASS | | | | | | | | |
| 7 | | | | | | | | | | | |
| 8 | | | | | | | | | | | |

Schedule

After a shortened season, we were all happy to be back to a regular 162 game schedule

| SUN | MON | TUE | WED | THU | FRI | SAT |
|-----|-----|-----|-----|-----|-----|-----|
| | | | | | | |
| | | | | | | |
| | | | | | | |
| | | | | | | |
| | | | | | | |
| | | | | | | |
| | | | | | | |



TCBA TODAY ML2021

Metro Division

| | W | L | PCT | GB | Mg # | STRK | Last 10 | Home | Away | 1 Run | X-Inn | TY MD | TY CD | TY CAD | TY AD |
|------------------------|-----|-----|------|------|------|------|---------|-------|-------|-------|-------|-------|-------|--------|-------|
| Beacon Braves | 117 | 45 | .722 | - | X | W 3 | 5- 5 | 61-20 | 56-25 | 29-22 | 15- 8 | 35-15 | 21- 9 | 23- 7 | 38-14 |
| Bethesda Bambinos | 105 | 57 | .648 | 12.0 | - | L 3 | 7- 3 | 54-27 | 51-30 | 30-18 | 16- 4 | 30-20 | 21- 9 | 19-11 | 35-17 |
| Scranton Spanish Flies | 102 | 60 | .630 | 15.0 | - | L 2 | 4- 6 | 52-29 | 50-31 | 38-21 | 11- 6 | 27-23 | 21- 9 | 20-10 | 34-18 |
| Long Island Islanders | 98 | 64 | .605 | 19.0 | - | W 2 | 7- 3 | 46-35 | 52-29 | 16-26 | 8-10 | 28-22 | 17-13 | 20-10 | 33-19 |
| Eastport Athletics | 67 | 95 | .414 | 50.0 | - | W 5 | 7- 3 | 30-51 | 37-44 | 13-17 | 3- 9 | 20-30 | 9-21 | 13-17 | 25-27 |
| Newark Eagles | 46 | 116 | .284 | 71.0 | - | L 15 | 0-10 | 25-56 | 21-60 | 9-22 | 5- 5 | 10-40 | 12-18 | 10-20 | 14-38 |

Central Division

| | | | | | | | | | | | | | | | |
|---------------------|-----|-----|------|------|---|-----|------|-------|-------|-------|-------|-------|-------|-------|-------|
| Waukesha Freeman | 101 | 61 | .623 | - | X | W 1 | 3- 7 | 60-21 | 41-40 | 29-26 | 11- 7 | 18-12 | 26-24 | 36-16 | 21- 9 |
| Evanston Bees | 95 | 67 | .586 | 6.0 | - | W 3 | 8- 2 | 49-32 | 46-35 | 27-25 | 8- 8 | 18-12 | 30-20 | 32-20 | 15-15 |
| Morgantown Raiders | 90 | 72 | .556 | 11.0 | - | L 2 | 4- 6 | 43-38 | 47-34 | 31-25 | 16- 7 | 12-18 | 26-24 | 34-18 | 18-12 |
| Bradenton Buckeyes | 87 | 75 | .537 | 14.0 | - | W 2 | 6- 4 | 41-40 | 46-35 | 28-17 | 9- 4 | 13-17 | 23-27 | 37-15 | 14-16 |
| Mimosa Mirthmakers | 80 | 82 | .494 | 21.0 | - | L 1 | 6- 4 | 33-48 | 47-34 | 17-25 | 4- 7 | 10-20 | 28-22 | 33-19 | 9-21 |
| Horseshoe Bay Polos | 54 | 108 | .333 | 47.0 | - | L 3 | 3- 7 | 25-56 | 29-52 | 17-24 | 4-12 | 8-22 | 17-33 | 22-30 | 7-23 |

Capitol Division

| | | | | | | | | | | | | | | | |
|------------------------|----|-----|------|------|---|-----|------|-------|-------|-------|-------|-------|-------|-------|-------|
| Gunpowder Ironmen | 86 | 76 | .531 | - | X | L 2 | 5- 5 | 41-40 | 45-36 | 30-24 | 7-11 | 15-15 | 27-25 | 28-22 | 16-14 |
| Hereford Highlanders | 82 | 80 | .506 | 4.0 | - | L 1 | 8- 2 | 39-42 | 43-38 | 24-24 | 10- 6 | 13-17 | 22-30 | 29-21 | 18-12 |
| Silver Spring Senators | 68 | 94 | .420 | 18.0 | - | W 1 | 3- 7 | 37-44 | 31-50 | 16-26 | 4- 8 | 11-19 | 16-36 | 30-20 | 11-19 |
| Hamilton Eh's | 66 | 96 | .407 | 20.0 | - | L 1 | 4- 6 | 34-47 | 32-49 | 26-26 | 5- 6 | 16-14 | 17-35 | 21-29 | 12-18 |
| Innisfree Dukes | 62 | 100 | .383 | 24.0 | - | W 1 | 3- 7 | 32-49 | 30-51 | 14-18 | 8- 5 | 10-20 | 22-30 | 20-30 | 10-20 |
| Edinburgh Scotsmen | 58 | 104 | .358 | 28.0 | - | W 2 | 7- 3 | 28-53 | 30-51 | 16-24 | 2-12 | 10-20 | 14-38 | 22-28 | 12-18 |

Atlantic Division

| | | | | | | | | | | | | | | | |
|---------------------------------|-----|-----|------|------|---|-----|------|-------|-------|-------|-------|-------|-------|-------|-------|
| Rochester Cheetahs | 109 | 53 | .673 | - | X | W 4 | 6- 4 | 60-21 | 49-32 | 22-16 | 7- 6 | 32-20 | 20-10 | 27- 3 | 30-20 |
| West Coast Wrecking Crew | 97 | 65 | .599 | 12.0 | - | L 4 | 5- 5 | 45-36 | 52-29 | 33-24 | 12- 7 | 28-24 | 21- 9 | 16-14 | 32-18 |
| Farmington River Rats | 86 | 76 | .531 | 23.0 | - | W 4 | 7- 3 | 43-38 | 43-38 | 27-21 | 6- 9 | 23-29 | 16-14 | 18-12 | 29-21 |
| Fargo Fungoes | 82 | 80 | .506 | 27.0 | - | W 6 | 7- 3 | 47-34 | 35-46 | 23-20 | 4- 2 | 19-33 | 17-13 | 17-13 | 29-21 |
| Hilton Head Hammerin' Hedgehogs | 54 | 108 | .333 | 55.0 | - | L 5 | 1- 9 | 27-54 | 27-54 | 18-23 | 3-13 | 16-36 | 13-17 | 11-19 | 14-36 |
| Grand Rapids Chicks | 52 | 110 | .321 | 57.0 | - | L 4 | 4- 6 | 20-61 | 32-49 | 15-34 | 2- 8 | 15-37 | 9-21 | 12-18 | 16-34 |



TCBA TODAY ML2021

Metro Division

| | BB | BT | SS | LI | EA | NE | WA | EB | MR | BR | MI | HO | GU | HH | SI | HA | ID | ES | RO | WC | FR | FF | HI | GC |
|------------------------|-----|-----|-----|-----|-----|-----|-----|-----|-----|-----|-----|-----|-----|-----|-----|-----|-----|-----|-----|-----|-----|-----|-----|-----|
| Beacon Braves | | 7-3 | 6-4 | 6-4 | 9-1 | 7-3 | 4-1 | 3-2 | 4-1 | 2-3 | 4-1 | 4-1 | 4-1 | 4-1 | 4-1 | 3-2 | 5-0 | 3-2 | 6-2 | 6-3 | 7-2 | 8-1 | 3-5 | 8-1 |
| Bethesda Bambinos | 3-7 | | 6-4 | 6-4 | 6-4 | 9-1 | 3-2 | 4-1 | 3-2 | 3-2 | 4-1 | 4-1 | 3-2 | 2-3 | 4-1 | 3-2 | 4-1 | 3-2 | 4-5 | 3-6 | 6-3 | 6-2 | 9-0 | 7-1 |
| Scranton Spanish Flies | 4-6 | 4-6 | | 4-6 | 8-2 | 7-3 | 3-2 | 3-2 | 3-2 | 3-2 | 4-1 | 5-0 | 1-4 | 2-3 | 3-2 | 4-1 | 5-0 | 5-0 | 3-5 | 6-2 | 5-4 | 5-4 | 6-3 | 9-0 |
| Long Island Islanders | 4-6 | 4-6 | 6-4 | | 6-4 | 8-2 | 2-3 | 1-4 | 1-4 | 4-1 | 5-0 | 4-1 | 3-2 | 3-2 | 4-1 | 3-2 | 4-1 | 3-2 | 5-4 | 4-4 | 5-3 | 7-2 | 6-3 | 6-3 |
| Eastport Athletics | 1-9 | 4-6 | 2-8 | 4-6 | | 9-1 | 0-5 | 1-4 | 3-2 | 1-4 | 1-4 | 3-2 | 3-2 | 4-1 | 2-3 | 1-4 | 1-4 | 2-3 | 1-8 | 3-6 | 4-4 | 6-2 | 7-2 | 4-5 |
| Newark Eagles | 3-7 | 1-9 | 3-7 | 2-8 | 1-9 | | 0-5 | 0-5 | 4-1 | 4-1 | 2-3 | 2-3 | 1-4 | 2-3 | 2-3 | 0-5 | 1-4 | 4-1 | 1-8 | 2-7 | 2-7 | 1-8 | 5-3 | 3-5 |

Central Division

| | | | | | | | | | | | | | | | | | | | | | | | | |
|---------------------|-----|-----|-----|-----|-----|-----|-----|-----|-----|-----|-----|-----|-----|-----|-----|-----|-----|-----|-----|-----|-----|-----|-----|-----|
| Waukesha Freeman | 1-4 | 2-3 | 2-3 | 3-2 | 5-0 | 5-0 | | 3-7 | 3-7 | 6-4 | 5-5 | 9-1 | 6-3 | 4-4 | 6-2 | 6-3 | 7-2 | 7-2 | 4-1 | 2-3 | 4-1 | 2-3 | 4-1 | 5-0 |
| Evanston Bees | 2-3 | 1-4 | 2-3 | 4-1 | 4-1 | 5-0 | 7-3 | | 6-4 | 5-5 | 5-5 | 7-3 | 2-6 | 5-4 | 7-2 | 7-2 | 4-4 | 7-2 | 2-3 | 0-5 | 3-2 | 4-1 | 4-1 | 2-3 |
| Morgantown Raiders | 1-4 | 2-3 | 2-3 | 4-1 | 2-3 | 1-4 | 7-3 | 4-6 | | 5-5 | 6-4 | 4-6 | 5-4 | 6-3 | 6-3 | 7-2 | 5-3 | 5-3 | 1-4 | 3-2 | 3-2 | 3-2 | 4-1 | 4-1 |
| Bradenton Buckeyes | 3-2 | 2-3 | 2-3 | 1-4 | 4-1 | 1-4 | 4-6 | 5-5 | 5-5 | | 3-7 | 6-4 | 5-4 | 5-4 | 6-2 | 6-2 | 6-3 | 9-0 | 2-3 | 1-4 | 2-3 | 2-3 | 4-1 | 3-2 |
| Mimosa Mirthmakers | 1-4 | 1-4 | 1-4 | 0-5 | 4-1 | 3-2 | 5-5 | 5-5 | 4-6 | 7-3 | | 7-3 | 4-4 | 4-4 | 8-1 | 5-4 | 5-4 | 7-2 | 0-5 | 1-4 | 1-4 | 2-3 | 0-5 | 5-0 |
| Horseshoe Bay Polos | 1-4 | 1-4 | 0-5 | 1-4 | 2-3 | 3-2 | 1-9 | 3-7 | 6-4 | 4-6 | 3-7 | | 3-6 | 6-3 | 3-6 | 4-4 | 3-6 | 3-5 | 1-4 | 2-3 | 1-4 | 0-5 | 1-4 | 2-3 |

Capitol Division

| | | | | | | | | | | | | | | | | | | | | | | | | |
|------------------------|-----|-----|-----|-----|-----|-----|-----|-----|-----|-----|-----|-----|-----|-----|-----|-----|-----|-----|-----|-----|-----|-----|-----|-----|
| Gunpowder Ironmen | 1-4 | 2-3 | 4-1 | 2-3 | 2-3 | 4-1 | 3-6 | 6-2 | 4-5 | 4-5 | 4-4 | 6-3 | | 4-6 | 5-5 | 5-5 | 7-3 | 7-3 | 1-4 | 2-3 | 4-1 | 3-2 | 3-2 | 3-2 |
| Hereford Highlanders | 1-4 | 3-2 | 3-2 | 2-3 | 1-4 | 3-2 | 4-4 | 4-5 | 3-6 | 4-5 | 4-4 | 3-6 | 6-4 | | 5-5 | 6-4 | 6-4 | 6-4 | 0-5 | 3-2 | 4-1 | 2-3 | 4-1 | 5-0 |
| Silver Spring Senators | 1-4 | 1-4 | 2-3 | 1-4 | 3-2 | 3-2 | 2-6 | 2-7 | 3-6 | 2-6 | 1-8 | 6-3 | 5-5 | 5-5 | | 6-4 | 8-2 | 6-4 | 0-5 | 2-3 | 2-3 | 2-3 | 4-1 | 1-4 |
| Hamilton Eh's | 2-3 | 2-3 | 1-4 | 2-3 | 4-1 | 5-0 | 3-6 | 2-7 | 2-7 | 2-6 | 4-5 | 4-4 | 5-5 | 4-6 | 4-6 | | 4-6 | 4-6 | 0-5 | 1-4 | 0-5 | 3-2 | 3-2 | 5-0 |
| Innisfree Dukes | 0-5 | 1-4 | 0-5 | 1-4 | 4-1 | 4-1 | 2-7 | 4-4 | 3-5 | 3-6 | 4-5 | 6-3 | 3-7 | 4-6 | 2-8 | 6-4 | | 5-5 | 0-5 | 3-2 | 1-4 | 2-3 | 2-3 | 2-3 |
| Edinburgh Scotsmen | 2-3 | 2-3 | 0-5 | 2-3 | 3-2 | 1-4 | 2-7 | 2-7 | 3-5 | 0-9 | 2-7 | 5-3 | 3-7 | 4-6 | 4-6 | 6-4 | 5-5 | | 2-3 | 3-2 | 1-4 | 1-4 | 3-2 | 2-3 |

Atlantic Division

| | | | | | | | | | | | | | | | | | | | | | | | | |
|---------------------------------|-----|-----|-----|-----|-----|-----|-----|-----|-----|-----|-----|-----|-----|-----|-----|-----|-----|-----|-----|-----|-----|-----|-----|-----|
| Rochester Cheetahs | 2-6 | 5-4 | 5-3 | 4-5 | 8-1 | 8-1 | 1-4 | 3-2 | 4-1 | 3-2 | 5-0 | 4-1 | 4-1 | 5-0 | 5-0 | 5-0 | 5-0 | 3-2 | | 6-4 | 5-5 | 5-5 | 7-3 | 7-3 |
| West Coast Wrecking Crew | 3-6 | 6-3 | 2-6 | 4-4 | 6-3 | 7-2 | 3-2 | 5-0 | 2-3 | 4-1 | 4-1 | 3-2 | 3-2 | 2-3 | 3-2 | 4-1 | 2-3 | 2-3 | 4-6 | | 8-2 | 5-5 | 7-3 | 8-2 |
| Farmington River Rats | 2-7 | 3-6 | 4-5 | 3-5 | 4-4 | 7-2 | 1-4 | 2-3 | 2-3 | 3-2 | 4-1 | 4-1 | 1-4 | 1-4 | 3-2 | 5-0 | 4-1 | 4-1 | 5-5 | 2-8 | | 7-3 | 7-3 | 8-2 |
| Fargo Fungoes | 1-8 | 2-6 | 4-5 | 2-7 | 2-6 | 8-1 | 3-2 | 1-4 | 2-3 | 3-2 | 3-2 | 5-0 | 2-3 | 3-2 | 3-2 | 2-3 | 3-2 | 4-1 | 5-5 | 5-5 | 3-7 | | 9-1 | 7-3 |
| Hilton Head Hammerin' Hedgehogs | 5-3 | 0-9 | 3-6 | 3-6 | 2-7 | 3-5 | 1-4 | 1-4 | 1-4 | 1-4 | 5-0 | 4-1 | 2-3 | 1-4 | 1-4 | 2-3 | 3-2 | 2-3 | 3-7 | 3-7 | 3-7 | 1-9 | | 4-6 |
| Grand Rapids Chicks | 1-8 | 1-7 | 0-9 | 3-6 | 5-4 | 5-3 | 0-5 | 3-2 | 1-4 | 2-3 | 0-5 | 3-2 | 2-3 | 0-5 | 4-1 | 0-5 | 3-2 | 3-2 | 3-7 | 2-8 | 2-8 | 3-7 | 6-4 | |

| 24 Teams | AVG | OBP | SLG | G | AB | H | 2B | 3B | HR | R | R/G | SO | BB | LOB | SB | CS | SBP |
|---------------------------------|------|------|------|------|--------|-------|------|-----|------|-------|-----|-------|-------|-------|------|-----|------|
| Rochester Cheetahs | .272 | .346 | .478 | 162 | 5625 | 1532 | 296 | 22 | 272 | 959 | 5.9 | 1400 | 595 | 1140 | 103 | 31 | 76.9 |
| Beacon Braves | .264 | .320 | .432 | 162 | 5648 | 1491 | 299 | 36 | 193 | 817 | 5.0 | 1221 | 436 | 1026 | 155 | 34 | 82.0 |
| West Coast Wrecking Crew | .263 | .330 | .461 | 162 | 5647 | 1484 | 259 | 20 | 273 | 861 | 5.3 | 1357 | 531 | 1106 | 78 | 21 | 78.8 |
| Farmington River Rats | .253 | .317 | .415 | 162 | 5597 | 1417 | 257 | 19 | 203 | 752 | 4.6 | 1240 | 472 | 1114 | 39 | 6 | 86.7 |
| Scranton Spanish Flies | .251 | .323 | .411 | 162 | 5638 | 1417 | 286 | 19 | 193 | 795 | 4.9 | 1354 | 566 | 1163 | 134 | 20 | 87.0 |
| Gunpowder Ironmen | .251 | .317 | .412 | 162 | 5665 | 1423 | 310 | 20 | 187 | 778 | 4.8 | 1357 | 530 | 1114 | 73 | 18 | 80.2 |
| Evanston Bees | .251 | .313 | .447 | 162 | 5638 | 1416 | 325 | 21 | 246 | 844 | 5.2 | 1279 | 485 | 1039 | 138 | 23 | 85.7 |
| Fargo Fungoes | .248 | .327 | .410 | 162 | 5455 | 1353 | 255 | 26 | 193 | 733 | 4.5 | 1383 | 600 | 1175 | 63 | 10 | 86.3 |
| Bethesda Bambinos | .247 | .325 | .433 | 162 | 5667 | 1401 | 287 | 20 | 242 | 807 | 5.0 | 1523 | 599 | 1189 | 68 | 15 | 81.9 |
| Hereford Highlanders | .246 | .314 | .436 | 162 | 5574 | 1369 | 214 | 12 | 275 | 732 | 4.5 | 1525 | 455 | 1083 | 22 | 11 | 66.7 |
| Long Island Islanders | .246 | .323 | .441 | 162 | 5619 | 1380 | 269 | 24 | 260 | 842 | 5.2 | 1442 | 565 | 1127 | 73 | 21 | 77.7 |
| Waukesha Freeman | .245 | .312 | .402 | 162 | 5482 | 1343 | 249 | 22 | 189 | 719 | 4.4 | 1333 | 485 | 1082 | 83 | 11 | 88.3 |
| Grand Rapids Chicks | .244 | .304 | .409 | 162 | 5608 | 1366 | 267 | 21 | 206 | 692 | 4.3 | 1451 | 433 | 1090 | 59 | 27 | 68.6 |
| Hamilton Eh's | .240 | .298 | .375 | 162 | 5510 | 1323 | 248 | 16 | 154 | 618 | 3.8 | 1410 | 426 | 1063 | 118 | 40 | 74.7 |
| Eastport Athletics | .240 | .311 | .398 | 162 | 5509 | 1321 | 259 | 10 | 197 | 689 | 4.3 | 1454 | 560 | 1123 | 60 | 26 | 69.8 |
| Mimosa Mirthmakers | .240 | .315 | .410 | 162 | 5533 | 1326 | 274 | 16 | 213 | 767 | 4.7 | 1411 | 540 | 1117 | 73 | 19 | 79.3 |
| Horseshoe Bay Polos | .239 | .307 | .408 | 162 | 5557 | 1326 | 289 | 20 | 205 | 717 | 4.4 | 1397 | 512 | 1097 | 39 | 8 | 83.0 |
| Silver Spring Senators | .238 | .312 | .398 | 162 | 5522 | 1314 | 251 | 17 | 200 | 740 | 4.6 | 1400 | 555 | 1107 | 68 | 22 | 75.6 |
| Morgantown Raiders | .237 | .320 | .414 | 162 | 5526 | 1310 | 289 | 28 | 211 | 738 | 4.6 | 1420 | 569 | 1134 | 90 | 31 | 74.4 |
| Innisfree Dukes | .232 | .304 | .367 | 162 | 5407 | 1255 | 211 | 22 | 159 | 606 | 3.7 | 1276 | 496 | 1105 | 54 | 13 | 80.6 |
| Bradenton Buckeyes | .229 | .292 | .399 | 162 | 5446 | 1246 | 249 | 11 | 219 | 631 | 3.9 | 1467 | 425 | 1039 | 71 | 25 | 74.0 |
| Edinburgh Scotsmen | .228 | .296 | .390 | 162 | 5479 | 1251 | 299 | 27 | 177 | 690 | 4.3 | 1396 | 477 | 1036 | 77 | 11 | 87.5 |
| Newark Eagles | .219 | .287 | .354 | 162 | 5494 | 1201 | 208 | 14 | 169 | 581 | 3.6 | 1564 | 493 | 1110 | 17 | 5 | 77.3 |
| Hilton Head Hammerin' Hedgehogs | .209 | .289 | .346 | 162 | 5418 | 1132 | 201 | 23 | 165 | 577 | 3.6 | 1695 | 552 | 1096 | 42 | 11 | 79.2 |
| TCBA TODAY ML2021 | .243 | .313 | .411 | 1944 | 133264 | 32397 | 6351 | 486 | 5001 | 17685 | 9.1 | 33755 | 12357 | 26475 | 1797 | 459 | 79.7 |

| 24 Teams | ERA | G | CG | SHO | QS | SV | IP | H | R | ER | HR | SO | BB | HB | WP | BK | OBA |
|---------------------------------|------|------|-----|-----|------|-----|---------|-------|-------|-------|------|-------|-------|------|-----|----|------|
| Beacon Braves | 2.71 | 162 | 6 | 5 | 85 | 65 | 1490.0 | 1007 | 477 | 448 | 193 | 1446 | 416 | 59 | 20 | 1 | .189 |
| Waukesha Freeman | 2.95 | 162 | 5 | 3 | 101 | 46 | 1453.0 | 1066 | 559 | 476 | 171 | 1399 | 491 | 51 | 16 | 4 | .202 |
| Bethesda Bambinos | 3.16 | 162 | 6 | 5 | 98 | 54 | 1485.2 | 1171 | 575 | 521 | 202 | 1445 | 423 | 49 | 12 | 2 | .214 |
| Long Island Islanders | 3.27 | 162 | 28 | 10 | 95 | 41 | 1478.0 | 1191 | 605 | 537 | 201 | 1448 | 410 | 48 | 15 | 0 | .217 |
| Scranton Spanish Flies | 3.32 | 162 | 1 | 1 | 76 | 47 | 1468.0 | 1150 | 578 | 541 | 191 | 1426 | 490 | 53 | 23 | 1 | .214 |
| Bradenton Buckeyes | 3.32 | 162 | 20 | 11 | 82 | 48 | 1454.2 | 1134 | 624 | 537 | 185 | 1421 | 434 | 80 | 28 | 1 | .209 |
| Rochester Cheetahs | 3.49 | 162 | 17 | 7 | 62 | 46 | 1451.0 | 1175 | 618 | 563 | 188 | 1402 | 520 | 56 | 13 | 2 | .218 |
| Morgantown Raiders | 3.69 | 162 | 11 | 8 | 68 | 40 | 1478.1 | 1273 | 665 | 606 | 177 | 1416 | 528 | 59 | 24 | 0 | .229 |
| Hereford Highlanders | 3.85 | 162 | 11 | 6 | 78 | 53 | 1459.1 | 1289 | 709 | 624 | 178 | 1493 | 511 | 66 | 29 | 3 | .234 |
| Evanston Bees | 3.91 | 162 | 14 | 7 | 86 | 39 | 1465.0 | 1345 | 706 | 637 | 209 | 1498 | 512 | 64 | 15 | 2 | .242 |
| Farmington River Rats | 3.96 | 162 | 2 | 1 | 83 | 49 | 1447.1 | 1314 | 719 | 637 | 187 | 1442 | 493 | 63 | 20 | 0 | .239 |
| Fargo Fungoes | 4.00 | 162 | 8 | 4 | 79 | 38 | 1426.1 | 1384 | 742 | 634 | 206 | 1313 | 484 | 61 | 31 | 0 | .251 |
| Gunpowder Ironmen | 4.05 | 162 | 10 | 6 | 63 | 43 | 1470.2 | 1442 | 746 | 661 | 205 | 1421 | 496 | 57 | 21 | 1 | .253 |
| Mimosa Mirthmakers | 4.11 | 162 | 10 | 7 | 74 | 39 | 1444.2 | 1380 | 730 | 660 | 213 | 1362 | 476 | 56 | 23 | 1 | .248 |
| West Coast Wrecking Crew | 4.19 | 162 | 10 | 4 | 81 | 54 | 1461.0 | 1515 | 747 | 680 | 186 | 1432 | 475 | 58 | 26 | 2 | .265 |
| Hamilton Eh's | 4.39 | 162 | 9 | 4 | 71 | 33 | 1437.2 | 1362 | 774 | 701 | 231 | 1333 | 576 | 67 | 28 | 4 | .247 |
| Hilton Head Hammerin' Hedgehogs | 4.57 | 162 | 28 | 6 | 74 | 22 | 1448.0 | 1478 | 829 | 736 | 240 | 1423 | 544 | 49 | 21 | 2 | .260 |
| Eastport Athletics | 4.69 | 162 | 12 | 8 | 72 | 29 | 1442.1 | 1437 | 818 | 752 | 213 | 1369 | 573 | 83 | 25 | 1 | .257 |
| Silver Spring Senators | 4.73 | 162 | 6 | 1 | 58 | 30 | 1436.2 | 1382 | 856 | 755 | 270 | 1482 | 593 | 73 | 23 | 1 | .249 |
| Innisfree Dukes | 4.85 | 162 | 14 | 8 | 69 | 28 | 1429.2 | 1477 | 882 | 771 | 230 | 1316 | 600 | 73 | 29 | 1 | .264 |
| Edinburgh Scotsmen | 4.95 | 162 | 17 | 4 | 66 | 23 | 1436.1 | 1579 | 886 | 790 | 215 | 1357 | 529 | 56 | 21 | 0 | .276 |
| Newark Eagles | 5.15 | 162 | 26 | 8 | 55 | 12 | 1437.1 | 1580 | 922 | 822 | 247 | 1356 | 625 | 75 | 25 | 3 | .276 |
| Horseshoe Bay Polos | 5.18 | 162 | 22 | 3 | 44 | 26 | 1435.2 | 1684 | 967 | 827 | 227 | 1330 | 550 | 50 | 34 | 2 | .289 |
| Grand Rapids Chicks | 5.25 | 162 | 13 | 3 | 64 | 26 | 1435.1 | 1582 | 951 | 837 | 236 | 1425 | 608 | 58 | 24 | 2 | .277 |
| TCBA TODAY ML2021 | 4.07 | 1944 | 306 | 130 | 1784 | 931 | 34872.0 | 32397 | 17685 | 15753 | 5001 | 33755 | 12357 | 1464 | 546 | 36 | .243 |



| 24 Teams | FLD | G | PO | A | E | DP | TP | PB | OSB | OCS | OSBP | OSBA | DER | UER | UEP |
|---------------------------------|------|------|--------|-------|------|------|----|-----|------|-----|------|------|------|------|------|
| Scranton Spanish Flies | .987 | 162 | 4404 | 1400 | 75 | 107 | 0 | 9 | 69 | 25 | 73.4 | .423 | .736 | 37 | 6.4 |
| Morgantown Raiders | .987 | 162 | 4435 | 1450 | 79 | 115 | 0 | 10 | 59 | 15 | 79.7 | .359 | .713 | 59 | 8.9 |
| Beacon Braves | .985 | 162 | 4470 | 1395 | 87 | 110 | 0 | 5 | 43 | 22 | 66.2 | .260 | .766 | 29 | 6.1 |
| Bethesda Bambinos | .984 | 162 | 4457 | 1424 | 93 | 112 | 0 | 7 | 58 | 18 | 76.3 | .351 | .734 | 54 | 9.4 |
| Evanston Bees | .984 | 162 | 4395 | 1378 | 94 | 112 | 0 | 10 | 73 | 15 | 83.0 | .448 | .694 | 69 | 9.8 |
| Rochester Cheetahs | .984 | 162 | 4353 | 1375 | 95 | 97 | 0 | 11 | 75 | 16 | 82.4 | .465 | .726 | 55 | 8.9 |
| Eastport Athletics | .984 | 162 | 4327 | 1475 | 97 | 100 | 0 | 24 | 77 | 19 | 80.2 | .480 | .684 | 66 | 8.1 |
| Mimosa Mirthmakers | .984 | 162 | 4334 | 1458 | 97 | 108 | 0 | 9 | 86 | 21 | 80.4 | .536 | .694 | 70 | 9.6 |
| Hamilton Eh's | .983 | 162 | 4313 | 1459 | 99 | 96 | 0 | 9 | 75 | 26 | 74.3 | .470 | .701 | 73 | 9.4 |
| Newark Eagles | .982 | 162 | 4312 | 1524 | 104 | 115 | 0 | 9 | 106 | 19 | 84.8 | .664 | .664 | 100 | 10.8 |
| West Coast Wrecking Crew | .982 | 162 | 4383 | 1389 | 106 | 124 | 0 | 15 | 107 | 19 | 84.9 | .659 | .664 | 67 | 9.0 |
| Long Island Islanders | .982 | 162 | 4434 | 1426 | 108 | 108 | 0 | 7 | 41 | 26 | 61.2 | .250 | .725 | 68 | 11.2 |
| Waukesha Freeman | .982 | 162 | 4359 | 1418 | 108 | 100 | 0 | 11 | 77 | 25 | 75.5 | .477 | .742 | 83 | 14.8 |
| Hereford Highlanders | .981 | 162 | 4378 | 1337 | 109 | 111 | 0 | 6 | 76 | 27 | 73.8 | .469 | .695 | 85 | 12.0 |
| Edinburgh Scotsmen | .980 | 162 | 4309 | 1506 | 116 | 115 | 0 | 21 | 121 | 21 | 85.2 | .758 | .658 | 96 | 10.8 |
| Farmington River Rats | .980 | 162 | 4342 | 1418 | 116 | 131 | 0 | 5 | 37 | 17 | 68.5 | .230 | .691 | 82 | 11.4 |
| Fargo Fungoes | .980 | 162 | 4279 | 1520 | 121 | 107 | 0 | 12 | 99 | 18 | 84.6 | .625 | .689 | 108 | 14.6 |
| Innisfree Dukes | .979 | 162 | 4289 | 1539 | 125 | 138 | 0 | 14 | 93 | 17 | 84.5 | .585 | .676 | 111 | 12.6 |
| Gunpowder Ironmen | .979 | 162 | 4412 | 1435 | 128 | 121 | 0 | 8 | 64 | 17 | 79.0 | .392 | .678 | 85 | 11.4 |
| Hilton Head Hammerin' Hedgehogs | .978 | 162 | 4344 | 1428 | 130 | 110 | 0 | 9 | 32 | 7 | 82.1 | .199 | .675 | 93 | 11.2 |
| Silver Spring Senators | .977 | 162 | 4310 | 1397 | 137 | 110 | 0 | 9 | 64 | 20 | 76.2 | .401 | .688 | 101 | 11.8 |
| Grand Rapids Chicks | .976 | 162 | 4306 | 1463 | 140 | 125 | 0 | 7 | 106 | 17 | 86.2 | .665 | .651 | 114 | 12.0 |
| Bradenton Buckeyes | .975 | 162 | 4364 | 1346 | 148 | 76 | 0 | 6 | 96 | 13 | 88.1 | .594 | .728 | 87 | 13.9 |
| Horseshoe Bay Polos | .974 | 162 | 4307 | 1591 | 156 | 133 | 0 | 13 | 63 | 19 | 76.8 | .395 | .640 | 140 | 14.5 |
| TCBA TODAY ML2021 | .981 | 1944 | 104616 | 34551 | 2668 | 2681 | 0 | 246 | 1797 | 459 | 79.7 | .464 | .695 | 1932 | 10.9 |



U-TCBA22 - TCBA TODAY ML2021 - Summary

| Batting | AVG | OBP | SLG | G | AB | H | 2B | 3B | HR | R | R/G | SO | BB | LOB | SB | CS | SBP | RRpW |
|-------------------|------|------|--------|-------|--------|-------|---------|-------|-------|-------|------|-------|-------|-------|------|-----|------|-------|
| TCBA TODAY ML2021 | .243 | .313 | .411 | 1944 | 133264 | 32397 | 6351 | 486 | 5001 | 17685 | 9.1 | 33755 | 12357 | 26475 | 1797 | 459 | 79.7 | 10.07 |
| Pitching | ERA | G | CG | SHO | QS | SV | IP | H | R | ER | HR | SO | BB | HB | WP | BK | OBA | |
| TCBA TODAY ML2021 | 4.07 | 1944 | 306 | 130 | 1784 | 931 | 34872.0 | 32397 | 17685 | 15753 | 5001 | 33755 | 12357 | 1464 | 546 | 36 | .243 | |
| Fielding | FLD | G | PO | A | E | DP | TP | PB | OSB | OCS | OSBP | OSBA | DER | UER | UERP | | | |
| TCBA TODAY ML2021 | .981 | 1944 | 104616 | 34551 | 2668 | 2681 | 0 | 246 | 1797 | 459 | 79.7 | .464 | .695 | 1932 | 10.9 | | | |

2021

MLB TCBA COMPARISONS

.244 Avg .243
 .317 OnB .313
 .411 Slg .411
 4.53 RPG 4.55
 1.3 HR/9 1.3
 3.3 BB/9 3.2
 8.9 K/9 8.7

MLB TCBA
 4.26 ERA 4.07
 2.67 K/BB 2.73
 .985 Fldg .981



TRIPLE PLAY

ZERO

Double, Double
Toil and

TROUBLE!

Horseshoe Bay turned 4 DP's in a game 4 times this year. Hereford and Innisfree each did it twice. Five others teams (BT, FR, HA, NE and RO) did it once apiece – 13 times overall.



**DOUBLE
PLAY**

Error!

Here's what you
did wrong...





**Four times this season
a player made Three
errors in a game**

**Brandon Drury
BT, 2B**

**Abraham Toro
HO, 3B**



**Alcides Escobar
BR, SS**

**Corey Seager
LI, SS**



The toughest day was May 28 when Ryan Mountcastle made FOUR errors in Left Field for Horseshoe Bay.



A rectangular sign with a black border and a white background is centered in the image. The sign contains the text "THIS WILL TAKE TEAM EFFORT" in a bold, black, sans-serif font. The word "TEAM" is significantly larger than the other words. The sign is surrounded by several orange traffic cones on a light-colored surface.

**THIS WILL TAKE
TEAM
EFFORT**

Horseshoe Bay had two games when they committed FIVE errors. Grand Rapids, Fargo and Farmington each did it once (a total of five games).

NO-HITTER

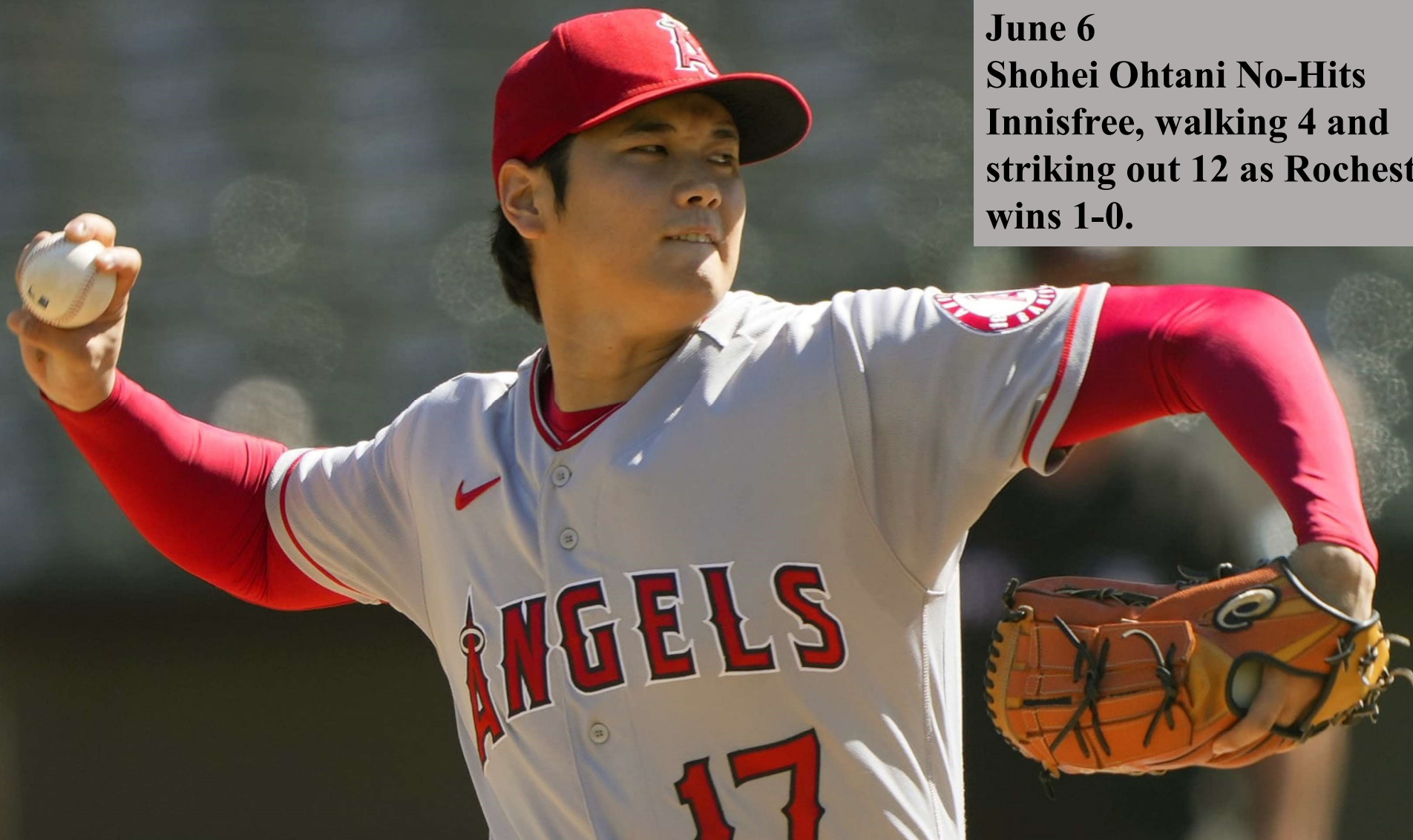




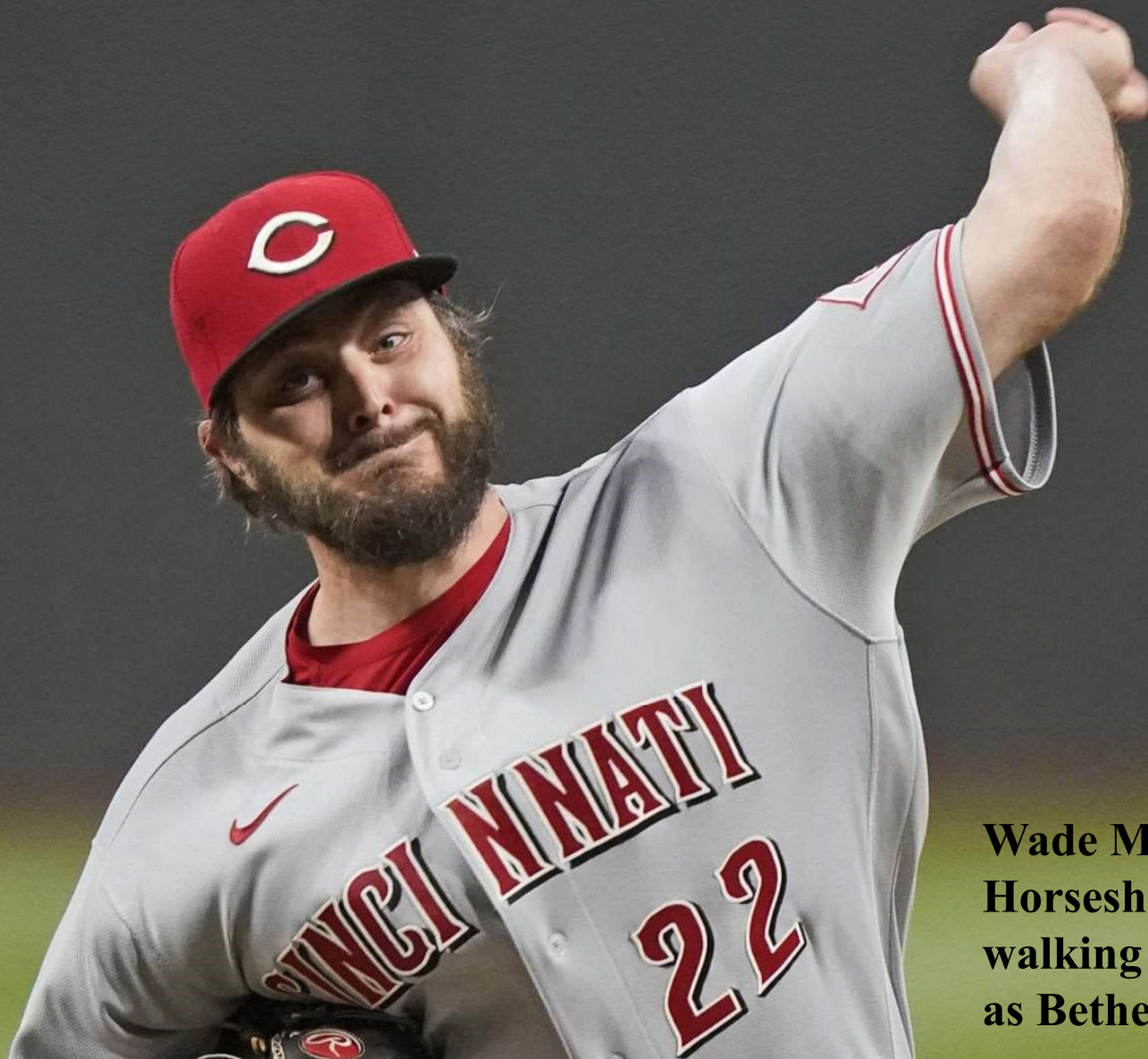
**May 3
Marcus Stroman No-Hits
Eastport, 2-0, walking one
and striking out nine for
Beacon.**



May 27
Shane McLanahan No-Hits
Mimosa 2-0, walking two
batters for Scranton.



June 6
Shohei Ohtani No-Hits
Innisfree, walking 4 and
striking out 12 as Rochester
wins 1-0.



**Wade Miley No-Hits
Horseshoe Bay, 11-0,
walking 2 and beaming 1
as Bethesda wins 11-0**



June 9
Brandon Woodruff No-Hits
Innisfree, 10-1, despite
walking 5 and enduring two
errors for Hilton Head



June 28
Frankie Montas No-Hits
Silver Spring, 5-0,
walking just 1 batter.

July 1

**Kyle Hendricks No-Hits Bradenton, 1-0,
walking just 1 hitter as Fargo wins 1-0.**





August 10
Nathan Eovaldi No-Hits Silver
Spring, walking 2 and facing only
28 batters as Evanston wins 8-0.



August 12
Kyle Freeland no-hits Silver
Spring, walking 3 and fanning 11
as Evanston wins, 9-0.

one-hit
wonders





We had eleven 1-hit complete games this year. Gerritt Cole (BB) threw two of them.

The others were thrown by Danny Duffy (MR), Dylan Cease (BR), Kwang Hyun Kim (RO), Joe Ross (HA), Chris Flexen (HH), Lance McCullers (MR), David Peterson (HO), Mike Foltyniewicz (HI) and Yusiel Kikuchi (FF)



22

**Combined
effort**

Beacon had 4 of them. Farmington, Long Island, Morgantown, Rochester and Waukesha each had two. BR, BT, EA, ES, FF, H, SI and SS had 1 each.

We also had TWENTY-TWO other 1-HIT combined games!

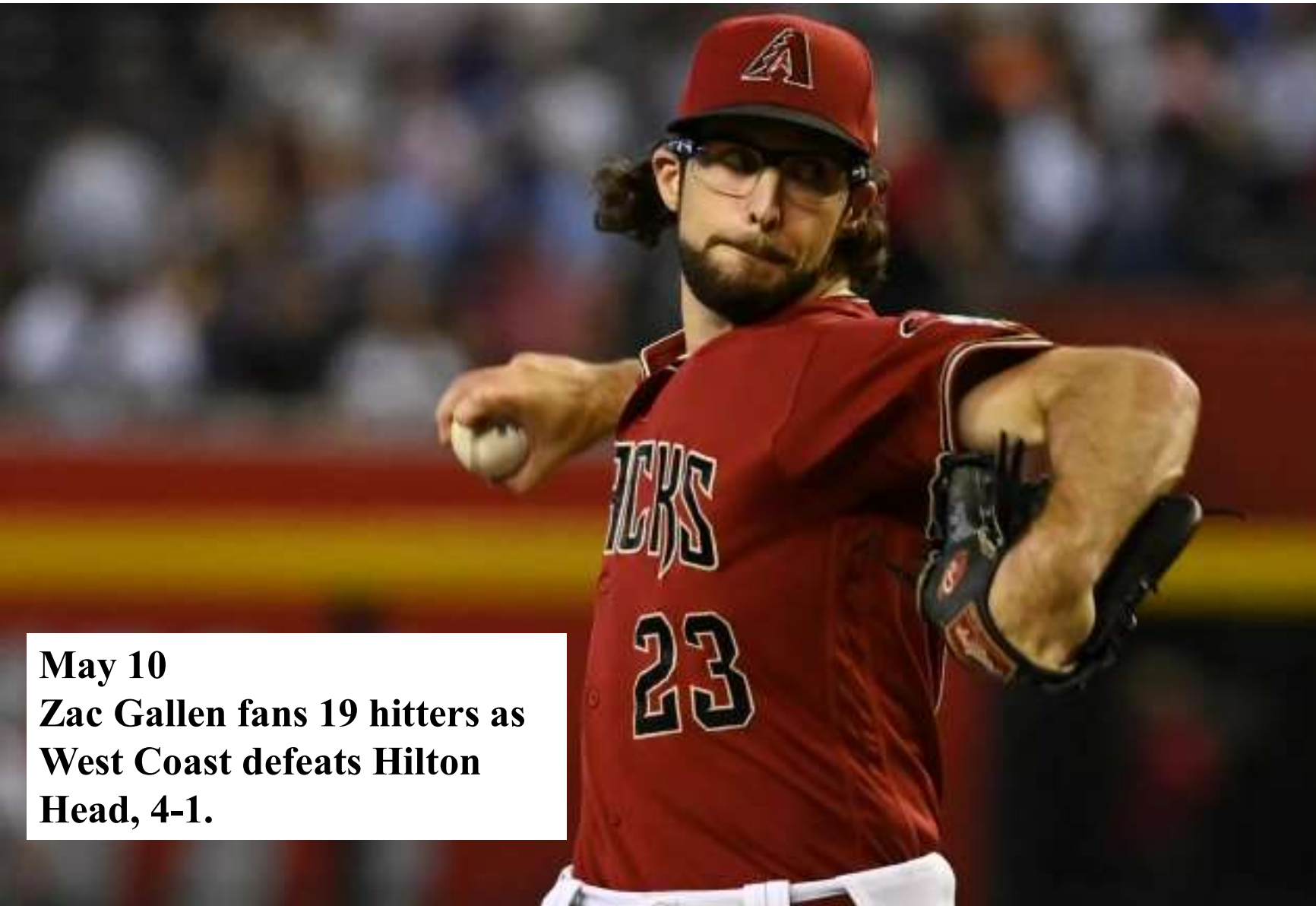


SWIMMING

AND

A

MISS



19

May 10
Zac Gallen fans 19 hitters as
West Coast defeats Hilton
Head, 4-1.



19

July 18
Shohei Ohtani strikes out 19
Buckeyes to lead Rochester to
a 4-2 victory.



17

May 28
Jose Quintana whiffs 17
batters in a 5-2 win for
Newark over Bradenton.



August 23

Joe Musgrove records 17 strikeouts as Grand Rapids defeats Hilton Head, 5-1.

17



16

June 14
Shohei Ohtani shuts out
Hamilton, 4-0, striking out
16 hitters for Rochester.

July 26
Mike Foltyniewicz strikes out 16
batters but Hereford still loses,
5-2 to Newark.





16

Lucas Giolito leads Bradenton to a 6-2 win over Innisfree, striking out 16 hitters in his 8 innings of work.




16



15

Seven pitchers fanned 15 hitters in a game this year: Tanner Houck (HI), Dylan Cease (BR), Shohei Ohtani (RO) Logan Webb (LI) Cole Irvin (EA), Brandon Woodruff (HI) and Alex Cobb (LI)





July 13 – Beacon crushed Innisfree, 20-2

August 27 – Rochester thumped Grand Rapids, 21-2, in our highest scoring game.

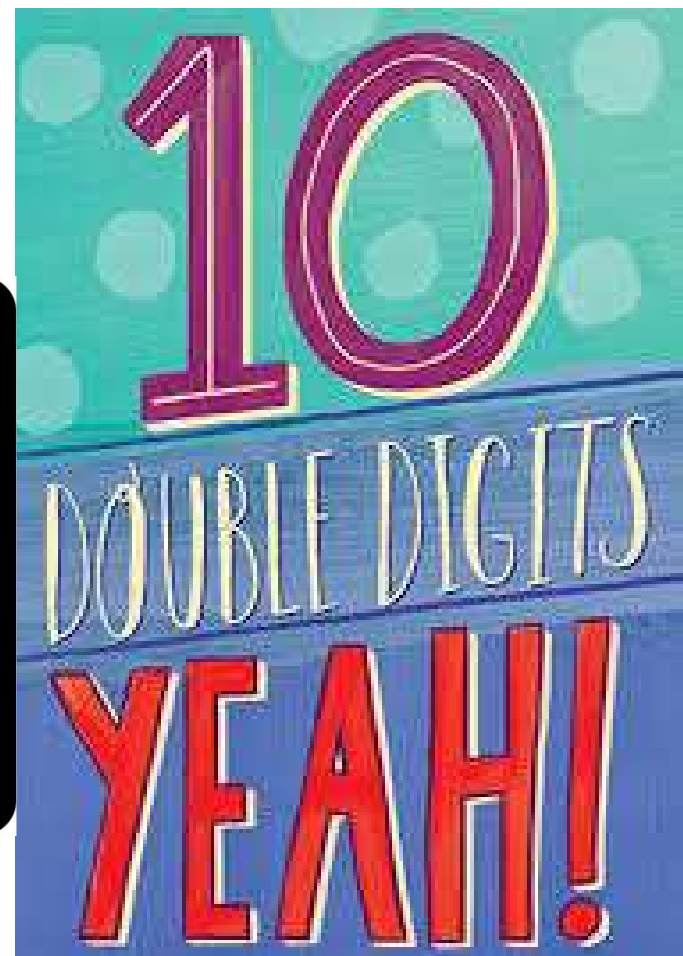
twenty

We had 305 games this year when teams scored in double digits. In 19 of those games, both teams scored 10 or more runs.

**10 runs – 97 games
11 runs – 79 games
12 runs – 49 games
13 runs – 28 games
14 runs – 27 games
15 runs – 24 games
16 runs – 11 games
17 runs – 3 games
18 runs - 3 games
19 runs - 1 game
20 runs - 1 game
21 runs - 1 game**



305



TOP
HITS

Nineteen times this season a team had 20 or more hits in one game. The most hits came on June 27 when Gunpowder cracked out 23 safeties but still lost to Long Island, 15-14.

Here is the breakdown of 20 hit games:

23 – Gunpowder

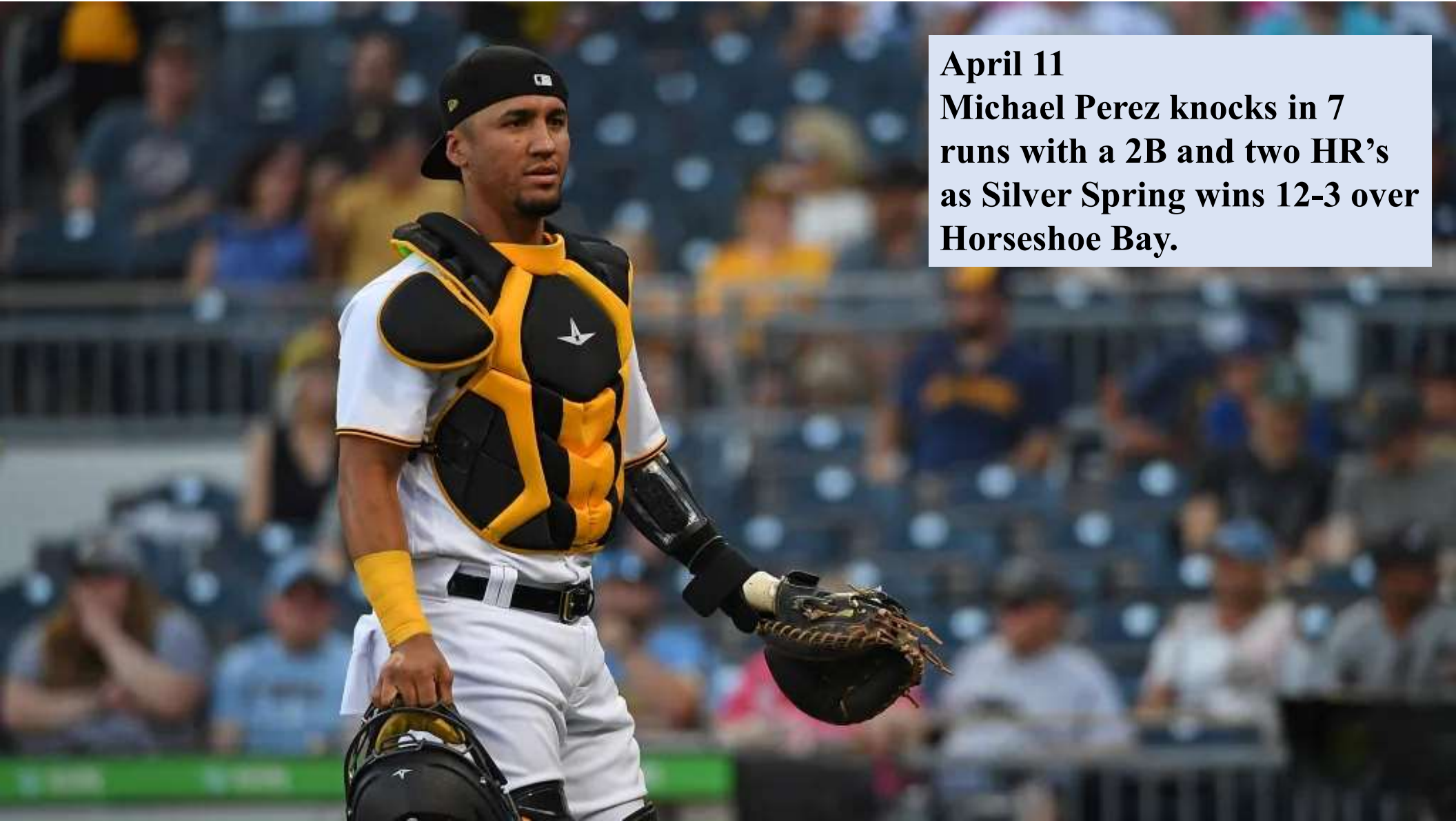
22 – Beacon, Gunpowder, Rochester, Waukesha, West Coast

21 – Evanston, Farmington, Hamilton, Mimosa (2)

**20 – Beacon (2), Farmington, Grand Rapids, Gunpowder, Hereford,
Horseshoe Bay, Waukesha.**

Beacon and Gunpowder each did it three times. Farmington, Mimosa and Waukesha each did it twice.

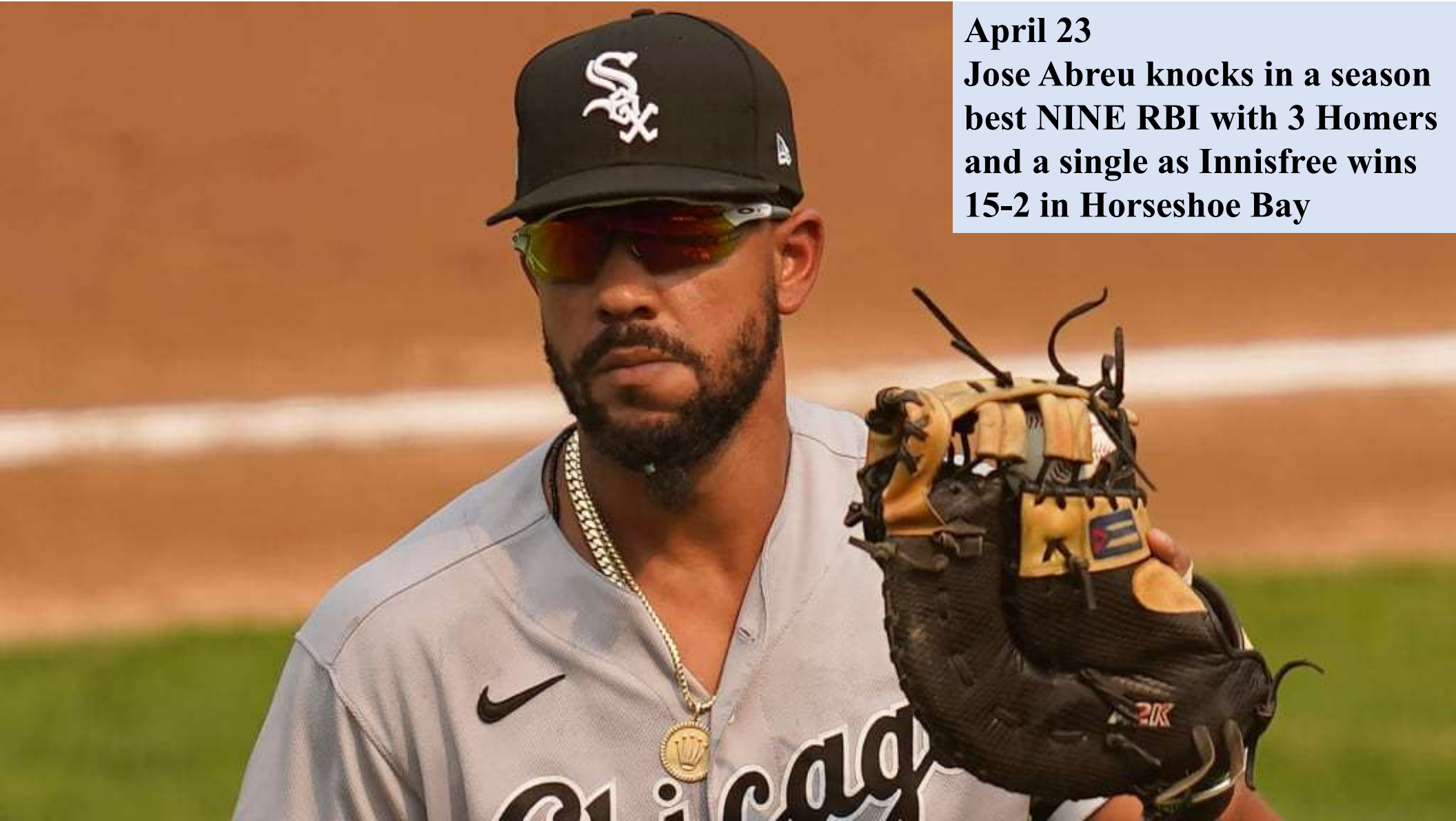
GAME HIGHLIGHTS



April 11
Michael Perez knocks in 7
runs with a 2B and two HR's
as Silver Spring wins 12-3 over
Horseshoe Bay.



April 20
Santiago Espinol has FOUR
DOUBLES and a single to lead
Waukesha to a 14-8 win over
Edinburgh.



April 23

Jose Abreu knocks in a season best NINE RBI with 3 Homers and a single as Innisfree wins 15-2 in Horseshoe Bay



April 23
Nick Castellanos hits 3 home runs but Grand Rapids still loses, 7-6 in Beacon.

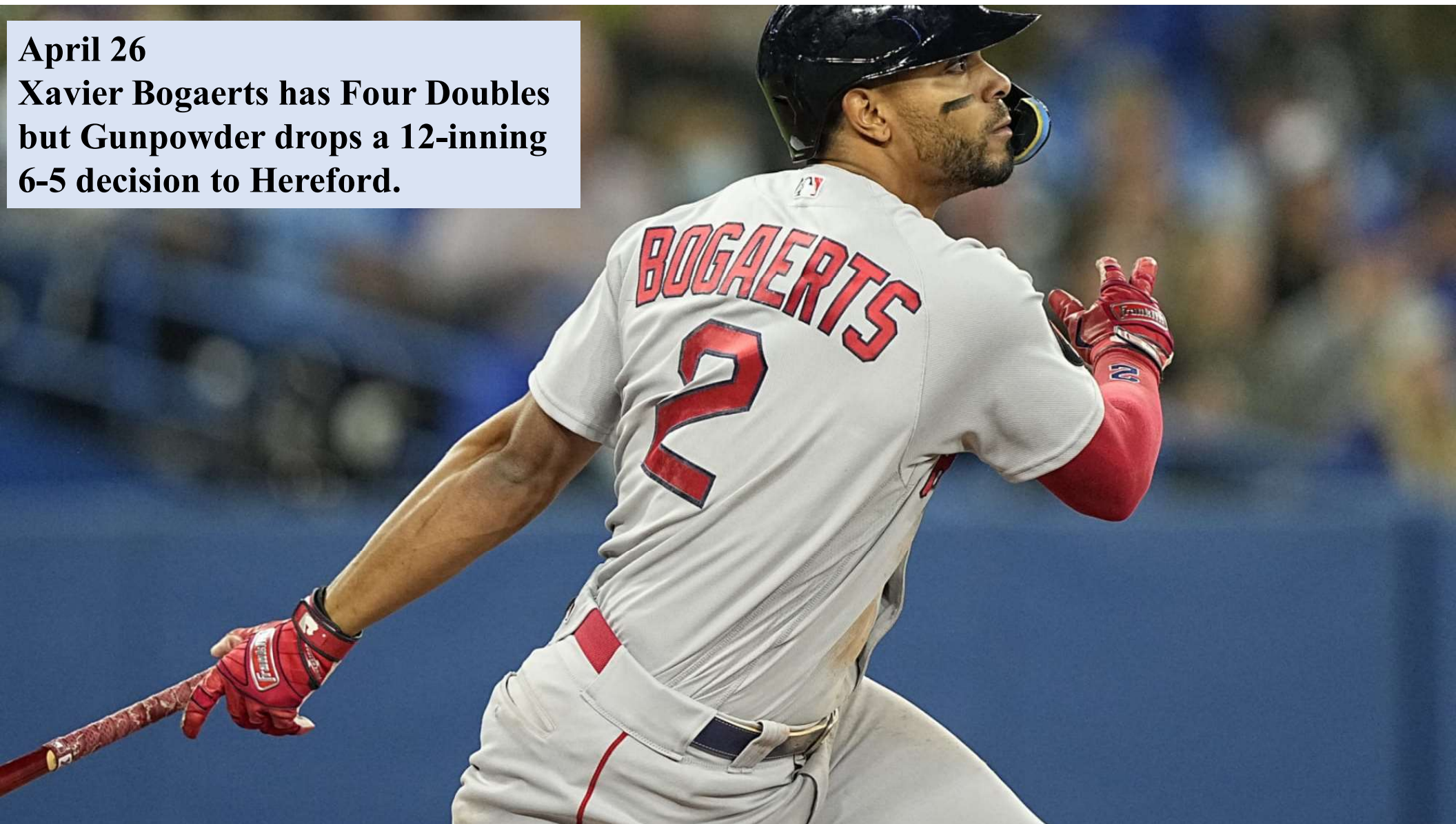


April 23
Bo Bichette leads Waukesha to a 10-1 win over Hamilton with three home runs.

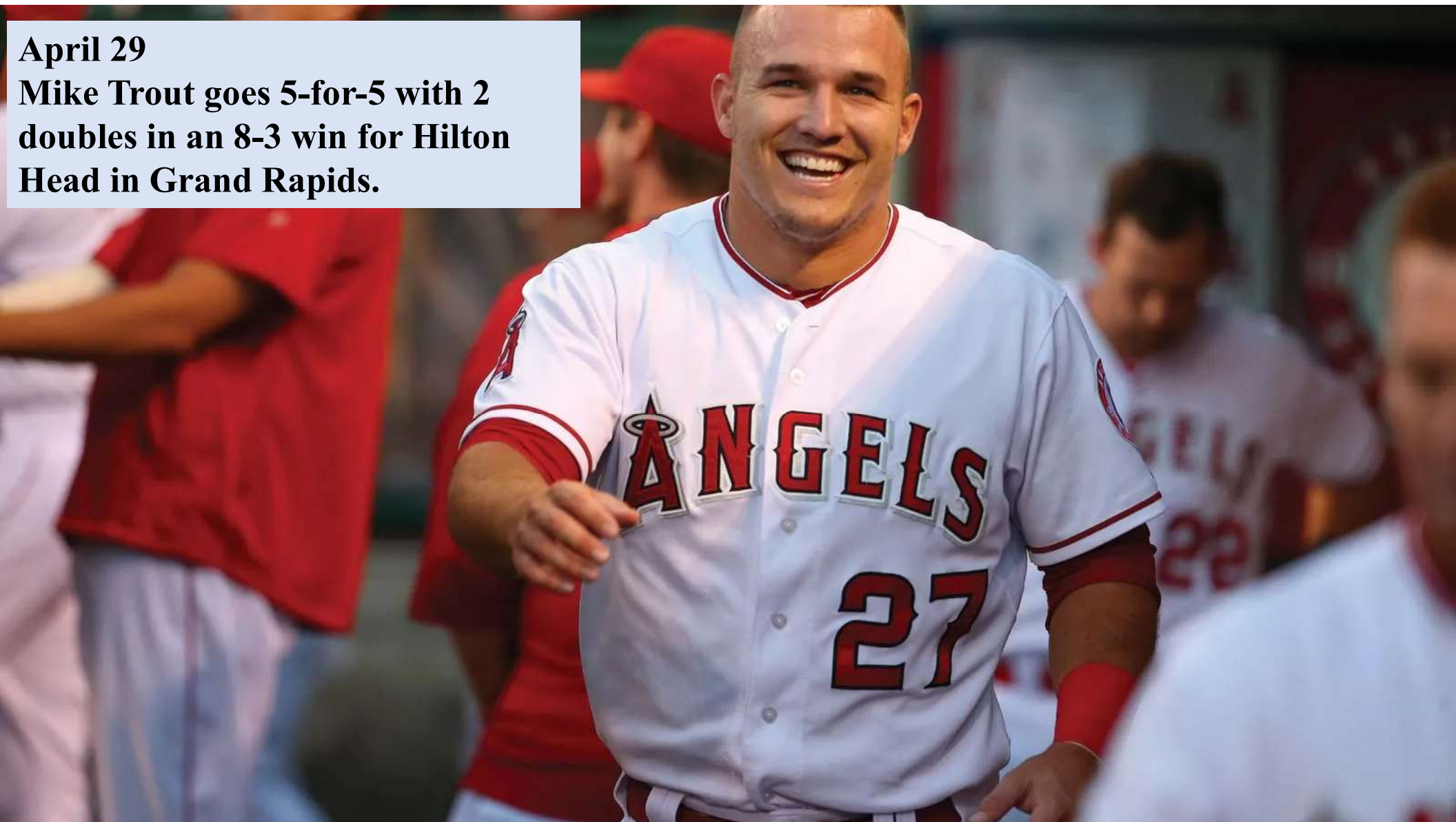


April 24
Robbie Grossman drives in 6
runs with 3 homers as Fargo
triumphs 16-2 in Newark.

April 26
Xavier Bogaerts has Four Doubles
but Gunpowder drops a 12-inning
6-5 decision to Hereford.



April 29
Mike Trout goes 5-for-5 with 2
doubles in an 8-3 win for Hilton
Head in Grand Rapids.



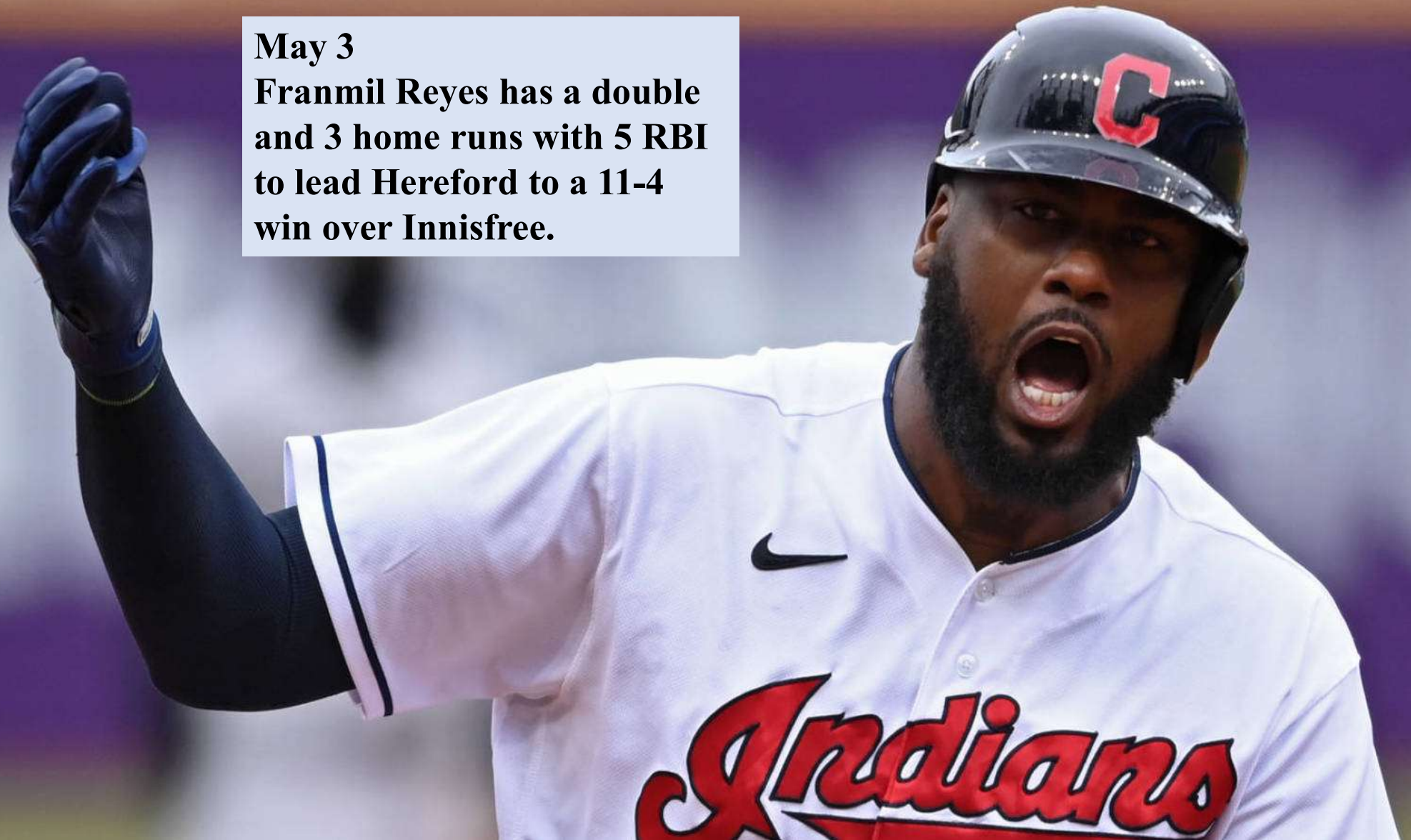


May 2

Ty France has 7 RBI with 2 HR's as Fargo wins in West Coast, 15-8.

May 3

Franmil Reyes has a double and 3 home runs with 5 RBI to lead Hereford to a 11-4 win over Innisfree.



May 4

Trea Turner hits 3 home runs with a single and a double, driving in 6 runs as Silver Spring defeats Edinburgh, 10-8.





May 5

Luis Urias had 7 RBI with a single, triple and homer as Hereford shuts out Edinburgh, 12-0.



May 6
Yordan Alvarez drives in 7 runs with a 1B, 2B and HR as Fargo defeats Farmington, 13-2.



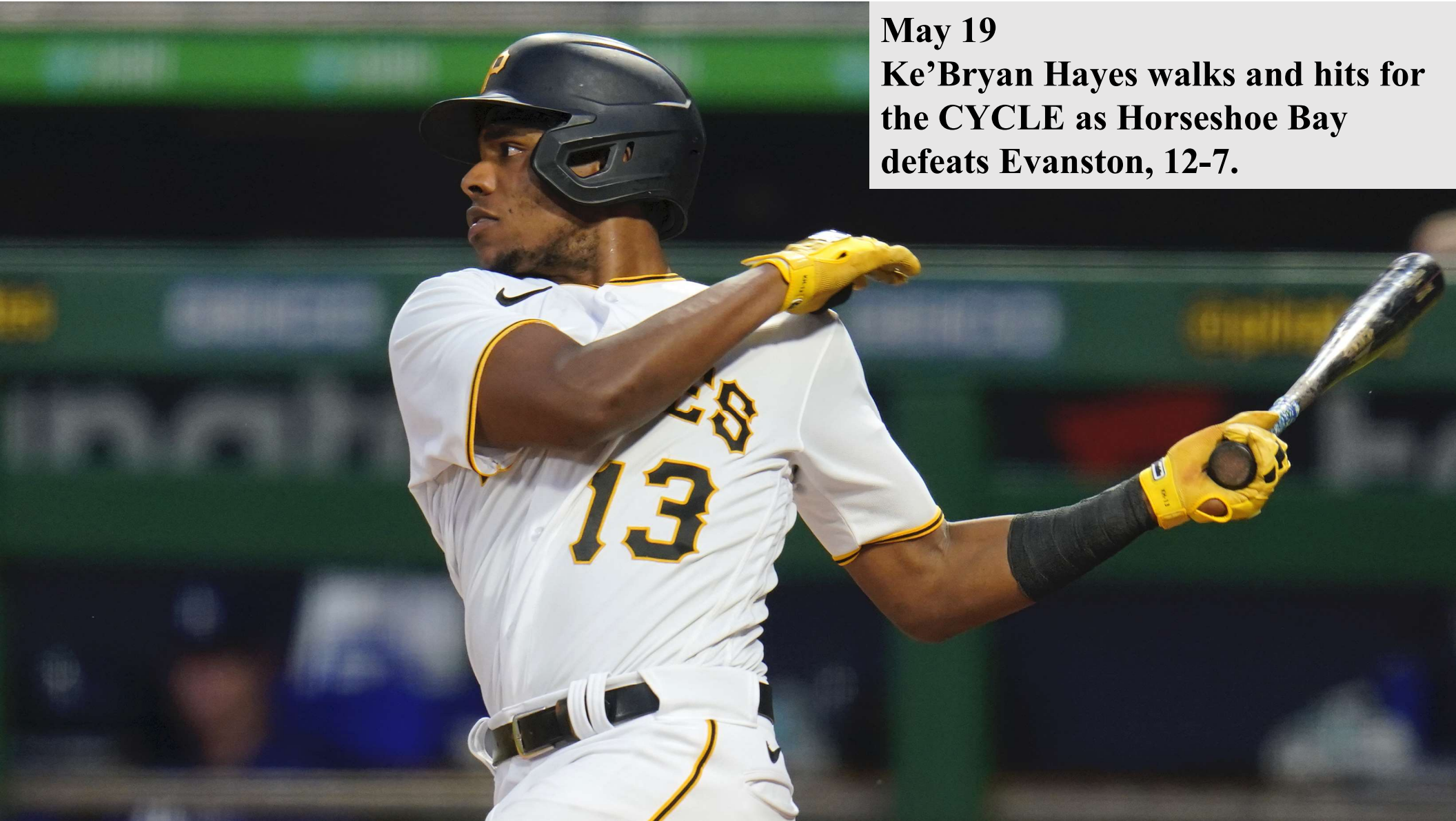
May 12
Randal Grichuk goes 5-for-5
but Grand Rapids still drops
a 2-1 decision in Fargo.



May 17
Salvador Perez drives in 7
runs with a single and two
homers as Farmington shuts
out Grand Rapids 12-0



May 18
Mike Zunino homers 3 times
but Hereford still drops a 9-8
decision in Silver Spring.



May 19

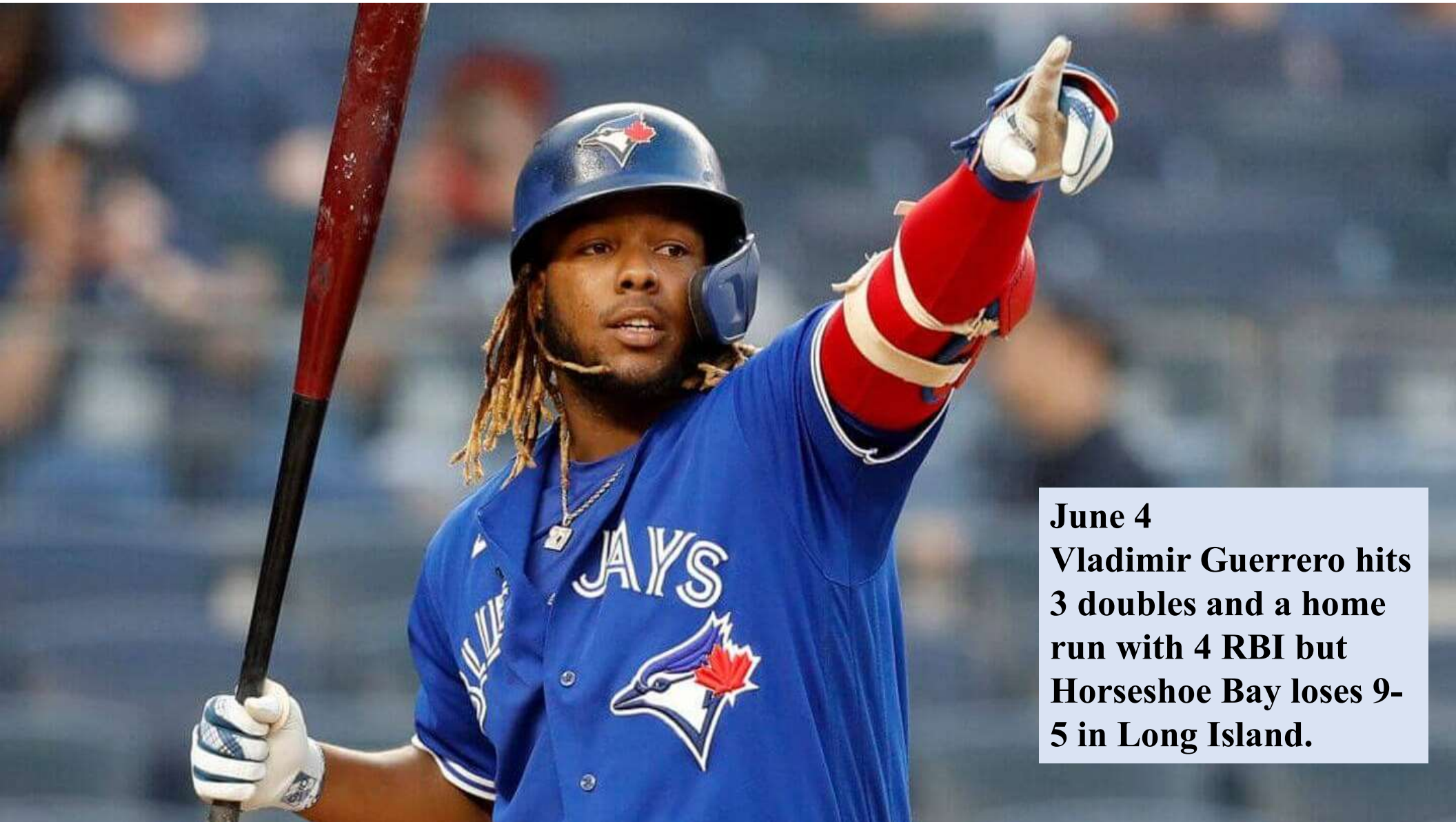
Ke'Bryan Hayes walks and hits for the CYCLE as Horseshoe Bay defeats Evanston, 12-7.



May 23
Brad Miller goes 5-for-5
with a double and home
run to lead Hilton Head
to an 11-4 win in
Hamilton.



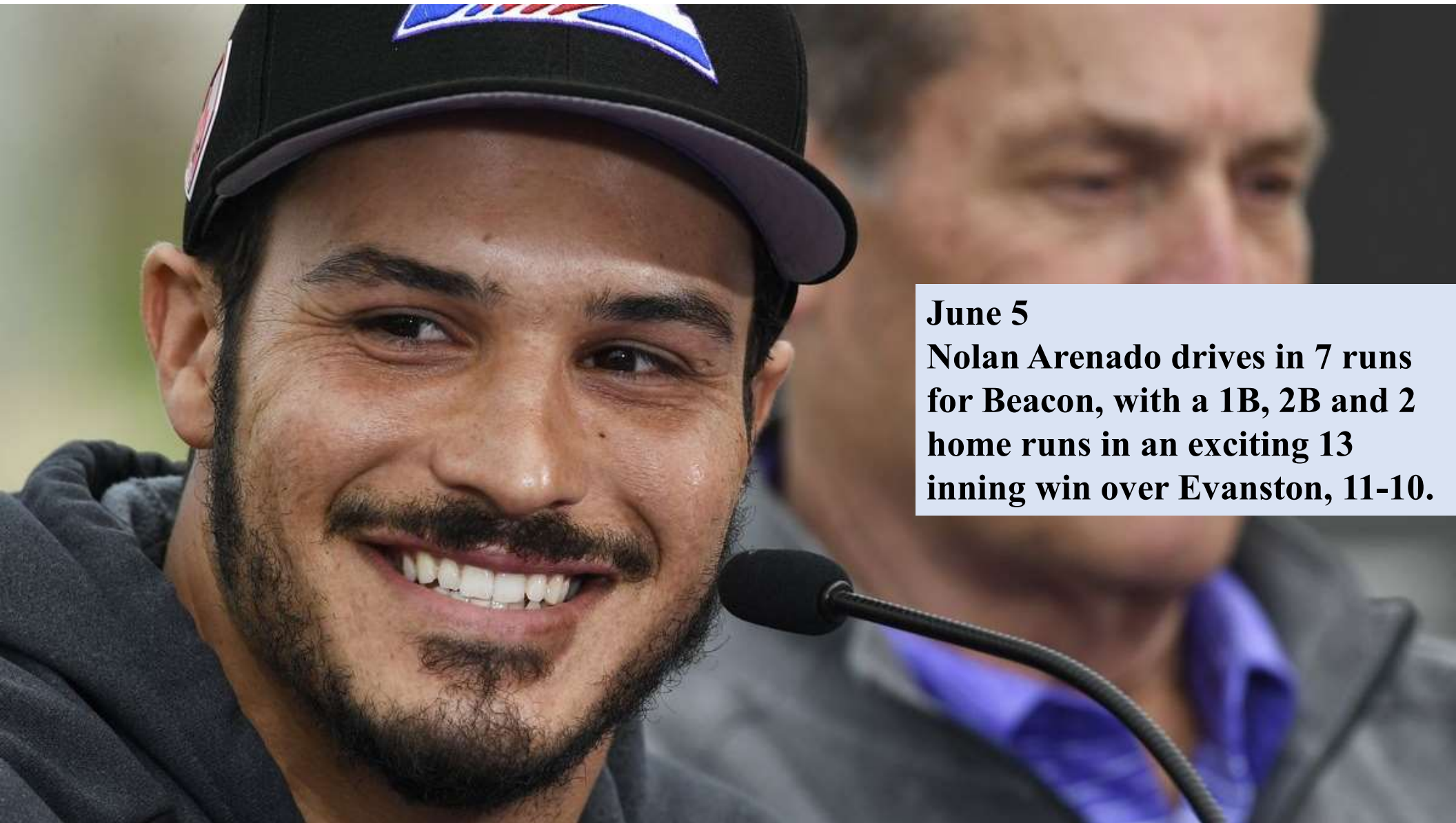
May 28
Fernando Tatis has 3 doubles
with a home run as Horseshoe
Bay wins 11-9 in Bethesda.



June 4
Vladimir Guerrero hits
3 doubles and a home
run with 4 RBI but
Horseshoe Bay loses 9-
5 in Long Island.




June 4
Aaron Judge hits 3
home runs, driving in 7
runs as Eastport
defeats Bradenton 9-4.



June 5

Nolan Arenado drives in 7 runs for Beacon, with a 1B, 2B and 2 home runs in an exciting 13 inning win over Evanston, 11-10.



June 6
Austin Riley goes 5-for-5
with a pair of doubles as
Hereford defeats Grand
Rapids, 11-8.



June 7
Austin Riley leads Hereford to
an 11-2 win in Grand Rapids
with three solo home runs.



June 11
Brandon Crawford hits
3 home runs with a
single to drive in 7 runs
as Rochester wins 14-9
in Edinburgh.



June 14
Brandon Lowe hits a
pair of home runs and a
pair of doubles as
Bethesda wins 10-2
against Evanston.



**June 14
Adam Duvall hits 4 doubles
but Bradenton loses 6-5 in
Scranton.**



June 20

**Ketel Marte goes 5-for-5
but West Coast still loses
7-4 in Mimosa**



June 21
Freddie Freeman goes
5-for-5 with a walk
and a double as West
Coast edges Mimosa,
8-7 in 11 innings.

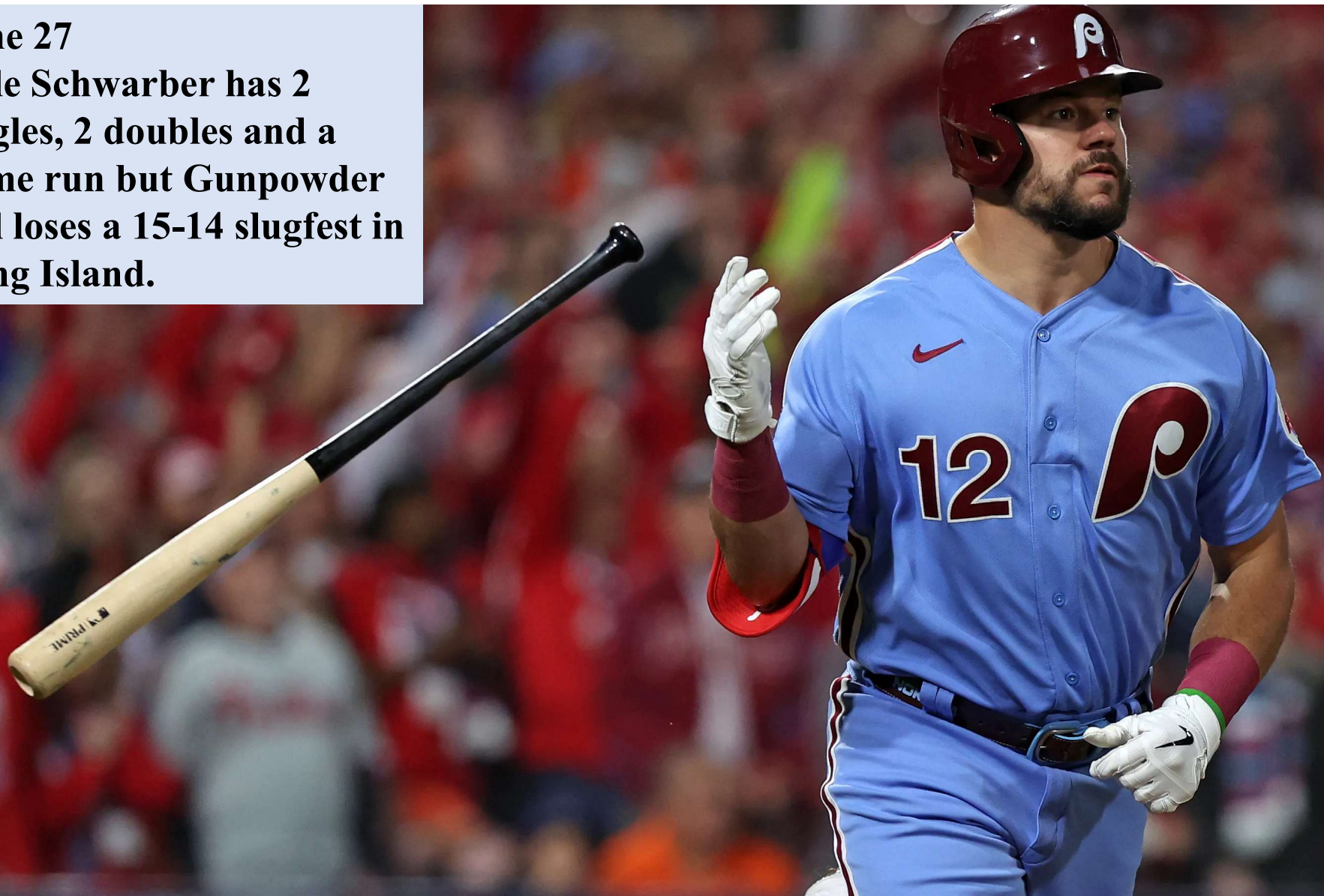
June 26

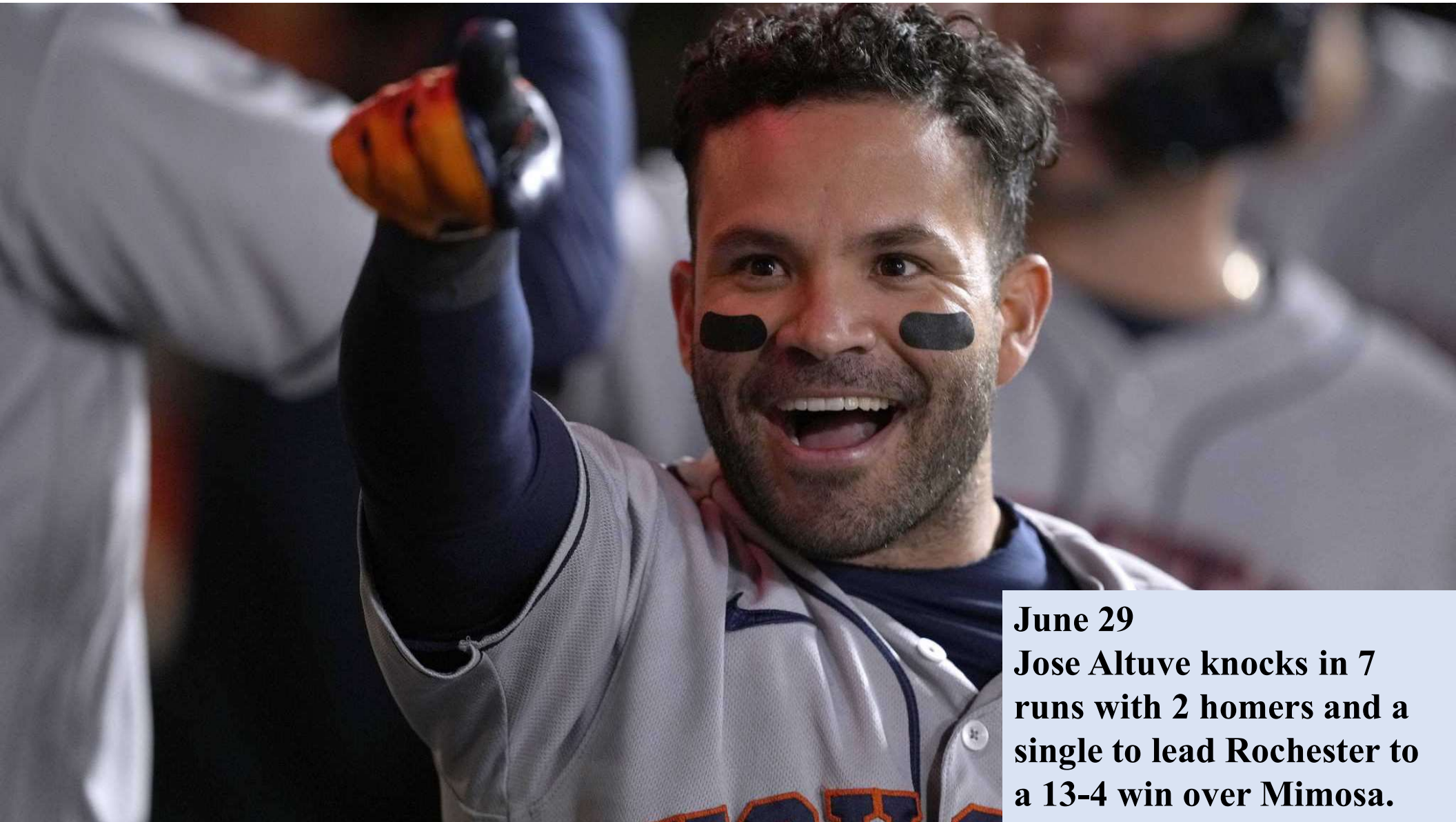
**Bryan De La Cruz goes 5-for-5
with a home run as Fargo
crushes Horseshoe Bay, 11-1.**



June 27

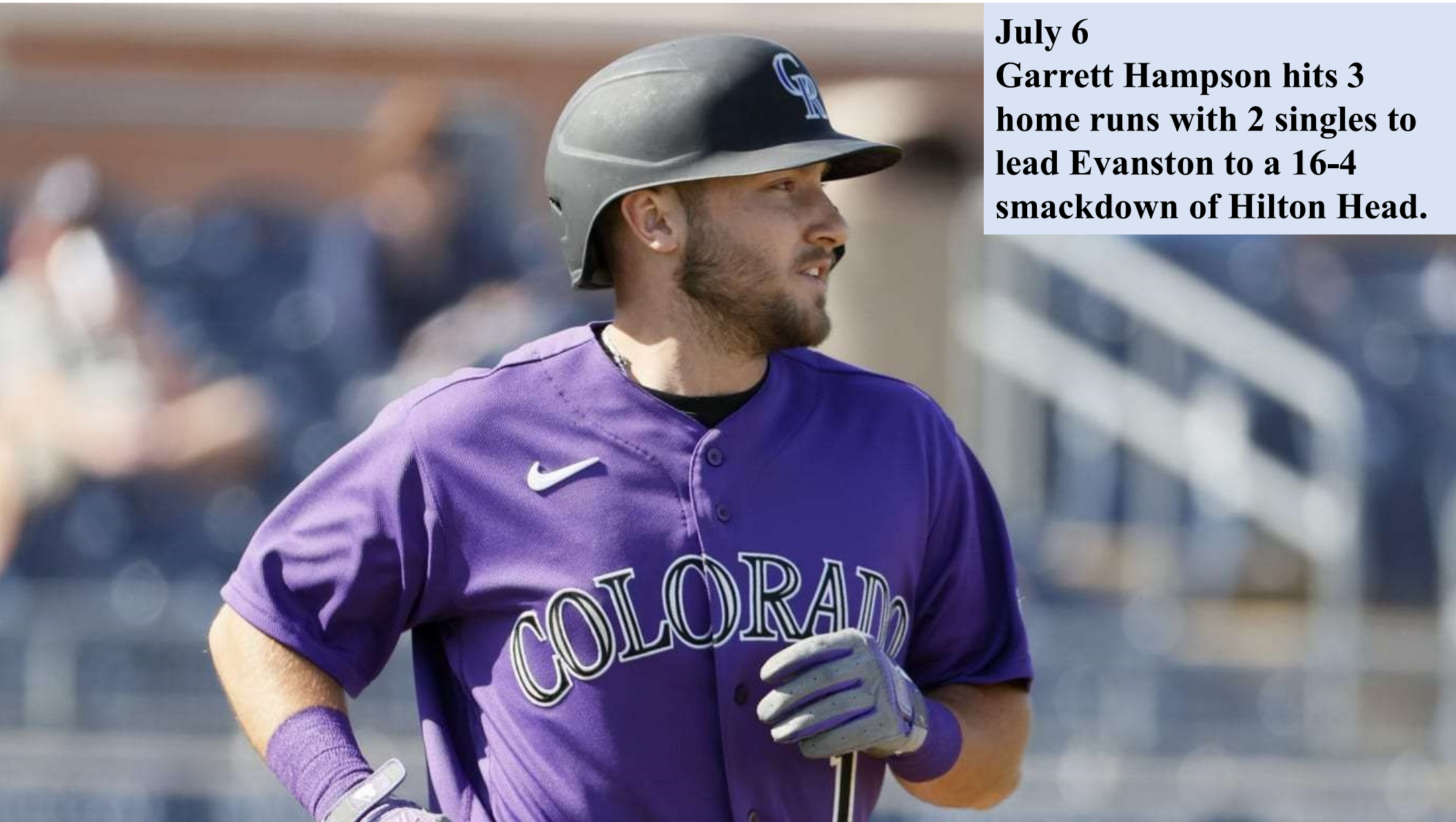
Kyle Schwarber has 2 singles, 2 doubles and a home run but Gunpowder still loses a 15-14 slugfest in Long Island.





June 29

Jose Altuve knocks in 7 runs with 2 homers and a single to lead Rochester to a 13-4 win over Mimosas.



July 6

Garrett Hampson hits 3 home runs with 2 singles to lead Evanston to a 16-4 smackdown of Hilton Head.



July 16
Marcus Semien belts 3 home runs but Evanston still loses 11-6 in Farmington.



July 29

Joey Votto belts 3 home runs with a double (5 RBI) as Evanston triumphs over Edinburgh, 10-8.



July 30

Aaron Judge hits 3 home runs with 8 RBI as Eastport shuts out Grand Rapids, 16-0.



July 30
Gleyber Torres goes 5-for-5
with 3 doubles and a walk
as Eastport shuts out
Grand Rapids, 16-0.



July 31

Kyle Schwarber hits three home runs, with a 1B and 6 RBI as Gunpowder wins by a football score, 13-6, in Waukesha.



August 2

Aaron Judge has 3 homers, a double and a single with EIGHT RBI (again) and 5 runs as Eastport clobbers Grand Rapids, 18-5.

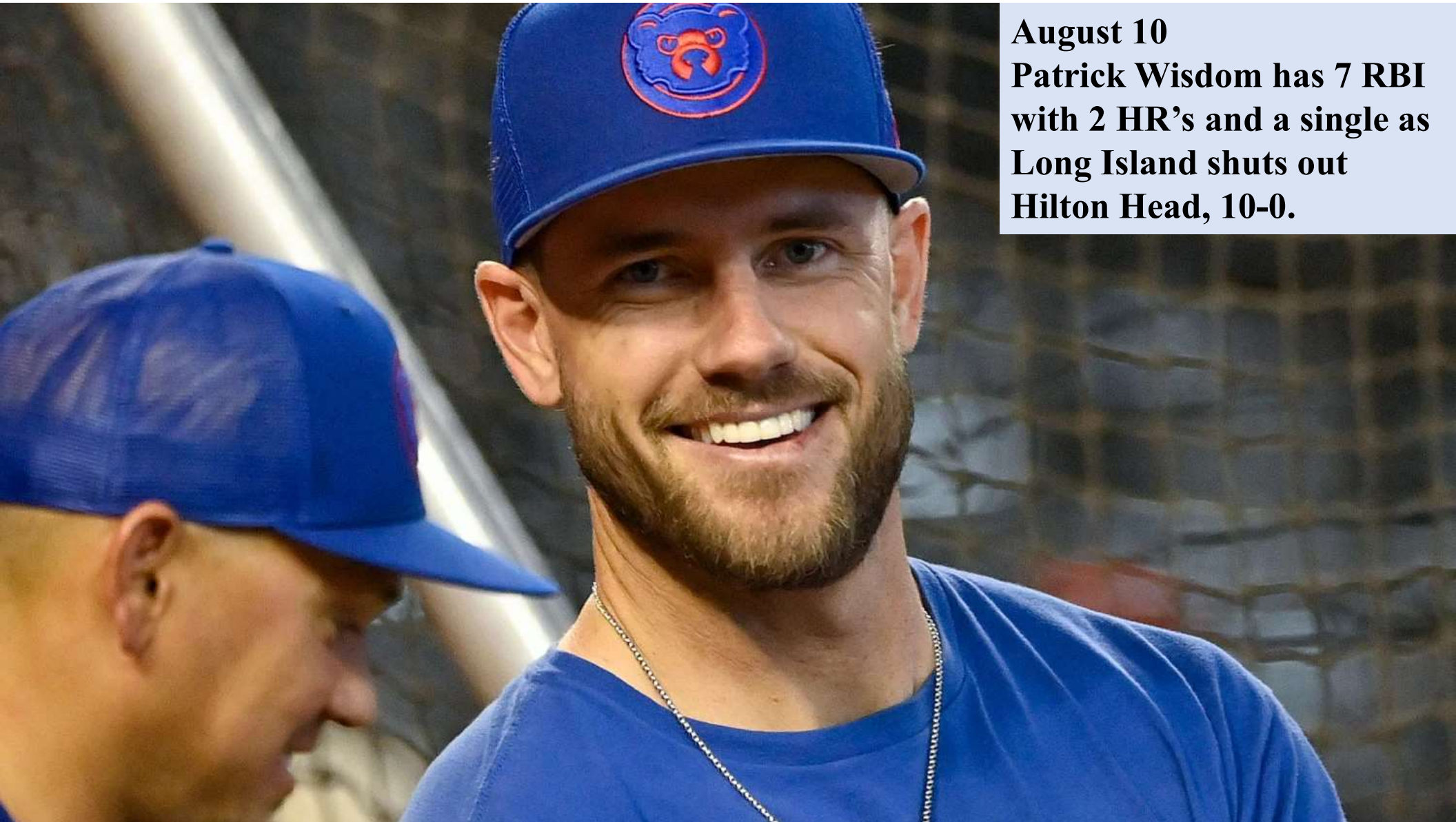


August 4

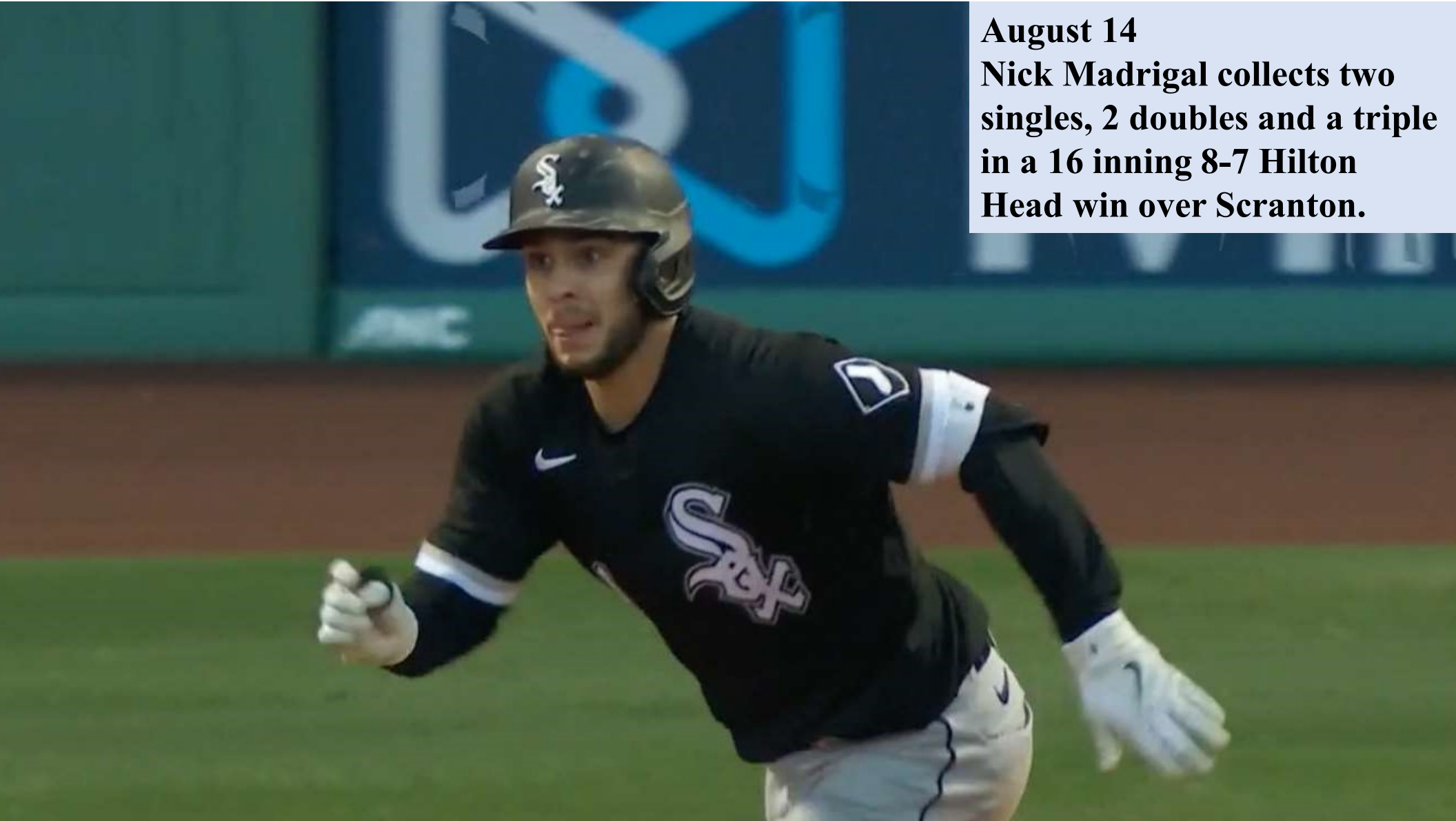
For the 2nd time this year, Santiago Espinal has a 5-hit day to lead Waukesha to a convincing 18-11 slugfest win in Innisfree. Two homers, a stolen base and 4 RBI enhance the day.



August 8
Xavier Bogaerts goes 5-for-5
with a double as Gunpowder
wins in 10 innings in
Horseshoe Bay 6-5

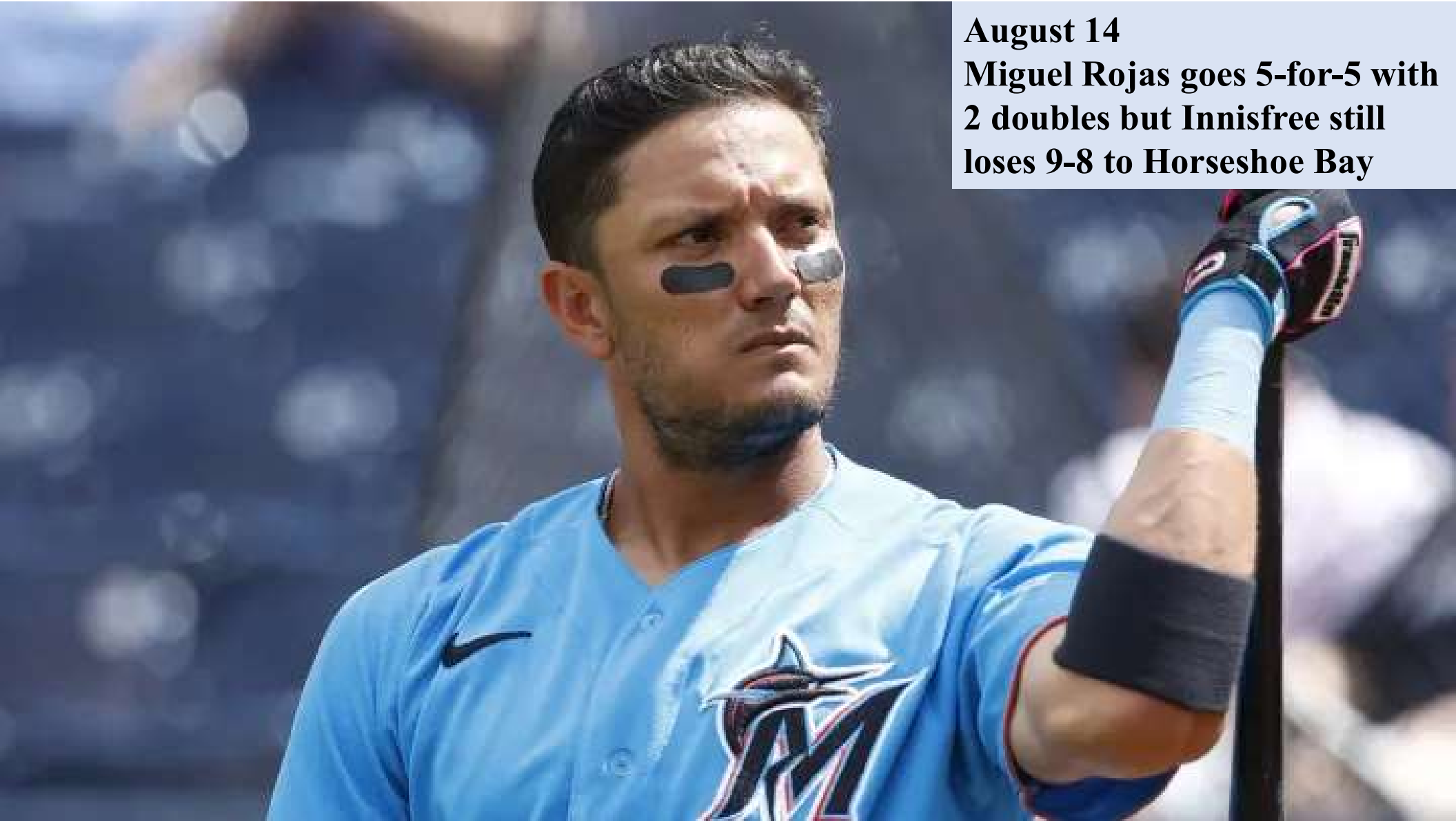


August 10
Patrick Wisdom has 7 RBI
with 2 HR's and a single as
Long Island shuts out
Hilton Head, 10-0.

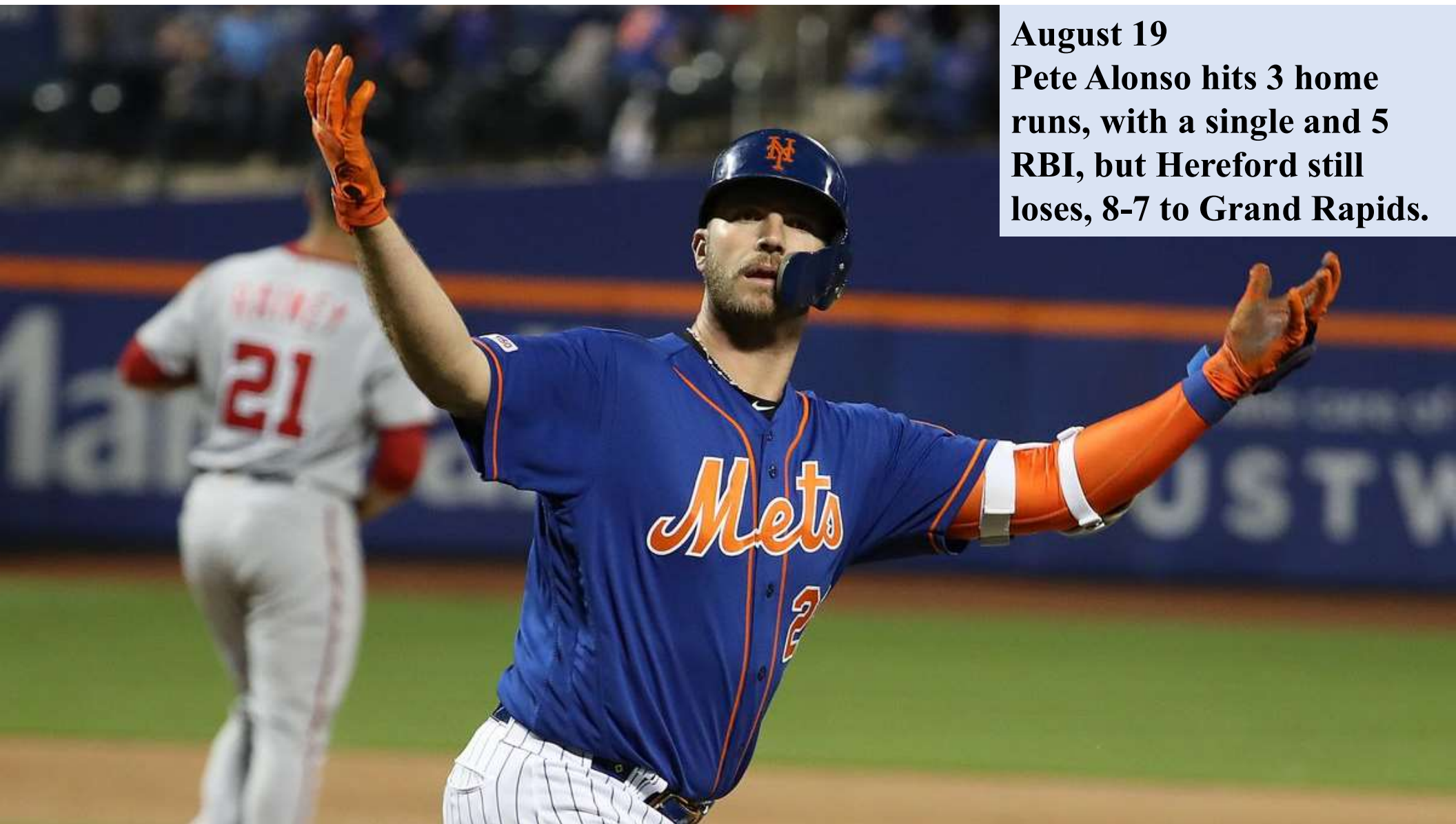


August 14

Nick Madrigal collects two singles, 2 doubles and a triple in a 16 inning 8-7 Hilton Head win over Scranton.




August 14
Miguel Rojas goes 5-for-5 with
2 doubles but Innisfree still
loses 9-8 to Horseshoe Bay



August 19
Pete Alonso hits 3 home runs, with a single and 5 RBI, but Hereford still loses, 8-7 to Grand Rapids.

August 23

Ryan Jeffers has a 5-hit 6 RBI day with 2 homers, a double and 2 singles as Newark shuts out Beacon 16-0.





August 24
Shohei Ohtani hits
3 home runs, with
a single and base
on balls as
Rochester whacks
Grand Rapids 16-6



August 27

Bryce Harper drives in 7 runs with 2 HR's, 2 doubles and a Sacrice Fly as Rochester crushes Grand Rapids, 21-2.



August 31
Josh Naylor's three home runs
lead Edinburgh to a 9-2 win in
Hereford.



September 1
Lorenzo Cain has 5 hits (2 HR's
and 3 singles) as Long Island
defeats Newark 14-5



September 7
Ty France has five singles
as Farmington defeats
Grand Rapids, 4-2.

September 7


Will Smith scored five runs to help Morgantown prevail, 13-12, in a 10 inning battle in Horseshoe Bay.

5





**Eleven players drew four walks in a game this year:
Kris Bryant (BT), Anthony Rendon (SI), Juan Soto (KI),
Andrew Vaughn (BR), Joc Pederson (LI), Alex Verdugo (SI),
David Bote (ID), Vladimir Guerrero (HO),
Giancarlo Stanton (FF), Eugenio Suarez (MR) and
Matt Olson (EA).**





Starling Marte (BB), Andres Gimenez (LI) and Yonny Hernandez (twice ES) stole 4 bases in one game this year.





Jose Altuve (RO), Mitch Haniger (WA) and Shohei Ohtani (RO) each hit three (3) Grand Slam Home Runs this season to lead the league.




**Nine players hit two grand slams this season:
Miguel Sano (BT), Miguel Cabrera (SI), Austin Meadows (EB),
Joey Gallo (MI), Ryan McKenna (NE), Chris Taylor (SI),
Jared Walsh (FF), Rafael Devers (GU) and Salvador Perez (FR)**



| | | | | | |
|----|----------------|----|----|---|-----|
| 13 | DIAZ, L. | | TY | 1 | 14 |
| | MORGAN, E. | WC | TY | 1 | 43 |
| | HENTGES, S. | HO | TY | 1 | 54 |
| | MAZARA, N. | RO | TY | 1 | 87 |
| | BIGGIO, C. | WA | TY | 1 | 131 |
| | CHOI, J. | BB | TY | 1 | 142 |
| | SHEETS, G. | HA | TY | 1 | 201 |
| | MOUSTAKAS, M. | ES | TY | 1 | 206 |
| | BRADLEY, J. | ES | TY | 1 | 224 |
| | TSUTSUGO, Y. | NE | TY | 1 | 224 |
| | SOLER, J. | BT | TY | 1 | 249 |
| | ROBERT, L. | SS | TY | 1 | 260 |
| | La STELLA, T. | FR | TY | 1 | 261 |
| | MAYFIELD, J. | ES | TY | 1 | 266 |
| | RUF, D. | SS | TY | 1 | 278 |
| | MERCEDES, Y. | WC | TY | 1 | 284 |
| | DICKERSON, A. | NE | TY | 1 | 292 |
| | NAYLOR, J. | ES | TY | 1 | 295 |
| | PUJOLS, A. | MI | TY | 1 | 306 |
| | RODGERS, B. | SS | TY | 1 | 312 |
| | MILLER, B. | HI | TY | 1 | 320 |
| | PHAM, T. | BT | TY | 1 | 324 |
| | NARVAEZ, O. | SS | TY | 1 | 325 |
| | BOTE, D. | ID | TY | 1 | 326 |
| | KIM, H. | EB | TY | 1 | 333 |
| | ZUNINO, M. | HH | TY | 1 | 337 |
| | GRANDAL, Y. | WC | TY | 1 | 350 |
| | GOMES, Y. | NE | TY | 1 | 353 |
| | WISDOM, P. | LI | TY | 1 | 371 |
| | MARTE, K. | WC | TY | 1 | 372 |
| | SPRINGER, G. | FR | TY | 1 | 376 |
| | HAASE, E. | EB | TY | 1 | 378 |
| | GALVIS, F. | FR | TY | 1 | 393 |
| | ROSARIO, E. | FR | TY | 1 | 403 |
| | STEPHENSON, T. | GC | TY | 1 | 406 |
| | URSHELA, G. | ID | TY | 1 | 409 |
| | VOTTO, J. | EB | TY | 1 | 504 |
| | TORRES, G. | EA | TY | 1 | 509 |
| | MACHADO, M. | SS | TY | 1 | 510 |
| | MANCINI, T. | ES | TY | 1 | 528 |
| | GARCIA, A. | HH | TY | 1 | 531 |
| | DONALDSON, J. | GC | TY | 1 | 548 |
| | SCHOOP, J. | WC | TY | 1 | 558 |
| | STANTON, G. | FF | TY | 1 | 562 |
| | HARPER, B. | RO | TY | 1 | 563 |
| | URIAS, L. | HH | TY | 1 | 565 |
| | ESCOBAR, E. | MI | TY | 1 | 566 |
| | DUVALL, A. | BR | TY | 1 | 574 |
| | BELL, J. | MR | TY | 1 | 588 |
| | CANHA, M. | FR | TY | 1 | 588 |
| | SUAREZ, E. | MR | TY | 1 | 588 |
| | RENFROE, H. | GU | TY | 1 | 591 |
| | RAMIREZ, J. | WC | TY | 1 | 612 |
| | AROZARENA, R. | MR | TY | 1 | 614 |
| | LOWE, B. | BT | TY | 1 | 630 |
| | BOGAERTS, X. | GU | TY | 1 | 636 |
| | ALONSO, P. | HH | TY | 1 | 652 |
| | REYNOLDS, B. | WC | TY | 1 | 652 |
| | SWANSON, D. | EA | TY | 1 | 659 |
| | ABREU, J. | ID | TY | 1 | 671 |
| | OLSON, M. | EA | TY | 1 | 676 |
| | RILEY, A. | HH | TY | 1 | 693 |

62



**The 24 teams with the
most Grand Slam Home Runs**

| Rank | Name | GSHR | PA |
|-------------|--|-------------|-------------|
| 1 | Rochester Cheetahs | 8 | 6364 |
| 2 | Farmington River Rats | 7 | 6194 |
| | West Coast Wrecking Crew | 7 | 6304 |
| 4 | Edinburgh Scotsmen | 5 | 6096 |
| | Newark Eagles | 5 | 6104 |
| | Hereford Highlanders | 5 | 6193 |
| | Evanston Bees | 5 | 6238 |
| | Scranton Spanish Flies | 5 | 6302 |
| | Bethesda Bambinos | 5 | 6392 |
| 10 | Waukesha Freeman | 4 | 6099 |
| | Silver Spring Senators | 4 | 6196 |
| | Mimosa Mirthmakers | 4 | 6225 |
| | Gunpowder Ironmen | 4 | 6292 |
| 14 | Innisfree Dukes | 3 | 6060 |
| | Eastport Athletics | 3 | 6172 |
| | Fargo Fungoes | 3 | 6186 |
| | Morgantown Raiders | 3 | 6287 |
| 18 | Grand Rapids Chicks | 2 | 6170 |
| | Long Island Islanders | 2 | 6356 |
| 20 | Bradenton Buckeyes | 1 | 6009 |
| | Hamilton Eh's | 1 | 6039 |
| | Hilton Head Hammerin' Hedgehogs | 1 | 6097 |
| | Horseshoe Bay Polos | 1 | 6202 |
| | Beacon Braves | 1 | 6203 |

89

**Grand Slams were hit this year
in
85 different games**

Each team hit one in the same game three times:

**May 23 – Rochester 13, Silver Spring 9
Shohei Ohtani and Miquel Cabrera**

**May 31 – Evanston 10, Scranton 8
Eric Haase and Omar Narvaez**

**July 14 – Fargo 13, Mimososa 9
Eduardo Escobar and Jared Walsh**



And

on May 23, Bethesda got two grand slams in a 15-5 win over Morgantown as both Tommy Pham and Brandon Lowe delivered with the bases loaded.

A soldier in a trench during a battle. The soldier is wearing a dark uniform and a flat cap, looking towards the right. The trench is filled with dry grass and debris. In the background, there are other soldiers and the smoke of battle. The sky is overcast and grey.

CLOSE COMBAT

THE LONGEST DAY

**180 games went into
extra innings this season:**

75 – 10 innings

50 – 11 innings

26 – 12 innings

14 – 13 innings

8 – 14 innings

3 – 15 innings

3 – 16 innings

1 – 17 innings

**Beacon and Morgantown
played the most (23), Fargo
played the least (6)**

August 26

**Hamilton took an 8-4 lead into the 9th inning in
Gunpowder. Hunter Renfroe's grand slam tied
the game, forcing extra innings.**

**The game remained scoreless until the bottom of
the 17th when Rafael Devers hit a 2-out solo home
run against Mychal Givens for the walk-off win.**



19

LOB

Bethesda stranded 19 runners in a 12 inning win at Newark on Sept 6th

Kilkenny only batted 8 times while defeating Evanston, 7-3, on July 28, but managed to strand 17 men – a season high for regulation.

