

**TEAM STATS**






Beacon



**Braves**



**BEACON BRAVES**  
**2022 Opening Day**  
**Lineup**

- 1-Starling Marte, CF**
- 2-Michael Brantley, RF**
- 3-Paul Goldschmidt, 1B**
- 4-Jean Segura, 2B**
- 5-JD Martinez, LF**
- 6-Nolan Arenado, 3B**
- 7-Elias Diaz, C**
- 8-Isaiah Kiner-Falefa, SS**
- 9-Frankie Montas, P**



**Bob Braun**

**207 Landover Drive  
Richlands, NC 28574**

**(919) 478-6080**

**Vitabob66@gmail.com**

22 Pitchers		Tm	Lg	W	L	PCT	SV	ERA	G	GS	CG	SHO	QS	IP	H	R	ER	HR	SO	BB
SOGARD, E.	BB	TY		0	0	-	0	.00	1	0	0	0	0	1.0	0	0	0	0	0	0
SADLER, C.	BB	TY		6	1	.857	18	.63	41	0	0	0	0	42.2	14	3	3	1	36	6
HENDRIKS, L.	BB	TY		4	1	.800	3	.96	57	0	0	0	0	74.2	41	9	8	2	96	11
LOPEZ, P.	BB	TY		11	2	.846	0	1.52	21	18	0	0	9	112.2	73	20	19	10	106	25
STECKENRIDER, D.	BB	TY		8	7	.533	15	1.56	64	0	0	0	0	81.0	32	15	14	6	57	22
LOUP, A.	BB	TY		5	0	1.000	5	1.76	56	1	0	0	0	61.1	32	15	12	2	42	19
THOMPSON, R.	BB	TY		0	3	.000	0	1.80	26	0	0	0	0	30.0	17	7	6	3	25	5
MEJIA, J.	BB	TY		0	0	-	1	2.08	2	0	0	0	0	4.1	3	1	1	0	4	3
DUNNING, D.	NE	TY		0	0	-	0	2.25	3	3	0	0	0	12.0	12	3	3	3	12	4
PRESSLY, R.	BB	TY		0	2	.000	6	2.29	56	0	0	0	0	63.0	31	16	16	9	71	18
BUMGARNER, M.	NE	TY		1	2	.333	0	2.30	6	6	0	0	1	31.1	25	10	8	3	23	8
STROMAN, M.	BB	TY		19	6	.760	0	2.32	34	31	1	1	24	205.2	127	55	53	20	157	50
JACKSON, L.	BB	TY		6	3	.667	7	2.32	53	0	0	0	0	62.0	30	17	16	5	62	22
FINNEGAN, K.	BB	TY		1	1	.500	5	2.39	23	0	0	0	0	26.1	18	7	7	3	24	9
MONTAS, F.	BB	TY		17	5	.773	0	3.15	35	34	1	1	18	205.2	145	76	72	32	234	83
TRIVINO, L.	BB	TY		3	0	1.000	1	3.25	30	0	0	0	0	36.0	28	13	13	6	21	6
COLE, G.	BB	TY		12	6	.667	0	3.33	32	32	2	2	17	191.2	143	78	71	36	239	49
NERIS, H.	BB	TY		5	1	.833	2	3.77	25	0	0	0	0	31.0	30	13	13	5	39	9
BERRIOS, J.	BB	TY		16	5	.762	0	3.97	24	24	2	1	13	138.1	123	67	61	25	117	39
HERNANDEZ, E.	BB	TY		3	0	1.000	1	3.98	16	12	0	0	3	61.0	50	27	27	13	57	19
MATON, P.	BB	TY		0	0	-	1	10.05	8	1	0	0	0	14.1	24	16	16	5	18	8
LEON, S.	BB	TY		0	0	-	0	20.25	1	0	0	0	0	4.0	9	9	9	4	6	1
Beacon Braves				117	45	.722	65	2.71	614	162	6	5	85	1490.0	1007	477	448	193	1446	416

22 Pitchers		Tm	Lg	SUP/9	R/9	ERA	BF/9	BR/9	H/9	BB/9	SO/9	HR/9	ERPT	OBA	BF	BR	IBB	HB	WP	BK
SOGARD, E.	BB	TY		.0	.00	.00	27.0	.0	.0	.0	.00	.00	.5	.000	3	0	0	0	0	0
SADLER, C.	BB	TY		.0	.63	.63	30.6	4.2	3.0	1.1	7.6	.21	16.3	.101	145	20	1	1	2	0
HENDRIKS, L.	BB	TY		.0	1.08	.96	32.8	6.5	4.9	1.3	11.6	.24	25.7	.160	272	54	0	2	1	0
LOPEZ, P.	BB	TY		6.0	1.60	1.52	34.2	8.2	5.8	2.0	8.5	.80	31.9	.185	428	103	0	5	1	0
STECKENRIDER, D.	BB	TY		.0	1.67	1.56	32.4	5.6	3.6	1.9	6.3	.67	22.6	.120	292	50	5	1	0	0
LOUP, A.	BB	TY		.9	2.20	1.76	33.8	7.6	4.7	2.6	6.2	.29	15.7	.154	230	52	1	2	0	0
THOMPSON, R.	BB	TY		.0	2.10	1.80	34.2	7.5	5.1	1.5	7.5	.90	7.6	.160	114	25	0	3	0	0
MEJIA, J.	BB	TY		.0	2.08	2.08	35.3	12.5	6.2	6.2	8.3	.00	1.0	.231	17	6	0	0	0	0
DUNNING, D.	NE	TY		8.3	2.25	2.25	39.0	12.8	9.0	3.0	9.0	2.25	2.4	.255	52	17	0	1	0	0
PRESSLY, R.	BB	TY		.0	2.29	2.29	33.4	7.0	4.4	2.6	10.1	1.29	12.5	.145	234	49	0	0	1	0
BUMGARNER, M.	NE	TY		3.7	2.87	2.30	35.9	9.5	7.2	2.3	6.6	.86	6.2	.219	125	33	0	0	0	0
STROMAN, M.	BB	TY		5.4	2.41	2.32	35.1	8.2	5.6	2.2	6.9	.88	39.9	.172	801	187	0	10	3	0
JACKSON, L.	BB	TY		.0	2.47	2.32	34.5	7.4	4.4	2.9	9.0	.73	12.0	.142	238	51	2	1	1	0
FINNEGAN, K.	BB	TY		.0	2.39	2.39	37.6	10.6	6.2	3.1	8.2	1.03	4.9	.186	110	31	0	4	1	0
MONTAS, F.	BB	TY		4.7	3.33	3.15	36.5	10.2	6.3	3.6	10.2	1.40	20.9	.197	835	233	0	5	4	0
TRIVINO, L.	BB	TY		.0	3.25	3.25	36.3	8.5	7.0	1.3	5.3	1.50	3.3	.206	145	34	1	1	3	0
COLE, G.	BB	TY		4.7	3.66	3.33	36.1	9.4	6.7	2.3	11.2	1.69	15.6	.202	768	200	0	8	3	1
NERIS, H.	BB	TY		.0	3.77	3.77	37.7	11.6	8.7	2.3	11.3	1.45	1.0	.254	130	40	1	2	0	0
BERRIOS, J.	BB	TY		6.6	4.36	3.97	37.3	11.0	8.0	2.5	7.6	1.63	1.5	.236	574	169	0	7	0	0
HERNANDEZ, E.	BB	TY		1.3	3.98	3.98	37.5	10.9	7.4	2.8	8.4	1.92	.6	.221	254	74	0	5	0	0
MATON, P.	BB	TY		2.5	10.05	10.05	47.1	20.7	15.1	5.0	11.3	3.14	-9.5	.364	75	33	0	1	0	0
LEON, S.	BB	TY		.0	20.25	20.25	49.5	22.5	20.3	2.3	13.5	9.00	-7.2	.429	22	10	0	0	0	0
Beacon Braves				3.3	2.88	2.71	35.4	8.9	6.1	2.4	8.7	1.17	225.1	.189	5864	1471	11	59	20	1

37 Players	Tm	Lg	AVG	G	AB	R	H	2B	3B	HR	TB	RBI	SO	BB	ASB	SB	CS	SBP	GDP
MATON, P.	BB	TY	.500	8	4	0	2	0	0	0	2	0	0	0	0	0	0	-	0
DUNNING, D.	NE	TY	.333	3	3	1	1	0	0	0	1	0	0	1	0	0	0	-	0
GOLDSCHMIDT, P.	BB	TY	.331	156	574	105	190	40	0	36	338	103	119	61	22	17	5	77.3	4
MARTE, S.	BB	TY	.321	105	386	99	124	22	6	13	197	44	75	35	53	49	4	92.5	2
DIAZ, E.	BB	TY	.316	91	250	37	79	12	1	16	141	40	30	18	0	0	0	-	6
MARTINEZ, J.	BB	TY	.314	158	554	74	174	45	3	22	291	105	130	47	0	0	0	-	10
BRANTLEY, M.	BB	TY	.307	136	427	50	131	26	3	10	193	70	58	24	0	0	0	-	3
SEGURA, J.	BB	TY	.296	147	503	77	149	32	5	12	227	67	84	38	15	11	4	73.3	10
CHOI, J.	BB	TY	.279	85	122	23	34	3	1	6	57	23	31	19	0	0	0	-	1
BADER, H.	BB	TY	.262	137	302	58	79	7	0	10	116	32	61	17	18	14	4	77.8	4
LAUREANO, R.	BB	TY	.258	141	329	51	85	22	5	18	171	54	82	21	22	17	5	77.3	4
KINER-FALEFA, I.	BB	TY	.254	160	574	59	146	23	4	3	186	43	102	16	29	26	3	89.7	6
CASTRO, W.	BB	TY	.248	114	206	29	51	7	3	4	76	24	52	16	17	11	6	64.7	2
REYES, P.	BB	TY	.237	59	80	19	19	7	0	3	35	15	17	17	9	7	2	77.8	1
ARENADO, N.	BB	TY	.224	158	554	67	124	29	4	24	233	90	99	44	3	2	1	66.7	18
SOGARD, E.	BB	TY	.184	24	38	3	7	2	0	0	9	2	9	0	0	0	0	-	1
MONTAS, F.	BB	TY	.167	35	72	7	12	1	0	1	16	3	25	2	0	0	0	-	1
HERNANDEZ, E.	BB	TY	.167	16	18	1	3	0	0	0	3	1	8	0	0	0	0	-	0
PEREZ, R.	BB	TY	.163	112	301	36	49	8	1	14	101	38	116	42	0	0	0	-	3
HERRERA, O.	BB	TY	.136	36	59	3	8	3	0	1	14	5	8	0	0	0	0	-	0
STROMAN, M.	BB	TY	.125	34	72	5	9	5	0	0	14	7	30	2	1	1	0	100.0	1
LOPEZ, P.	BB	TY	.111	21	45	2	5	3	0	0	8	7	19	1	0	0	0	-	0
BERRIOS, J.	BB	TY	.109	24	46	7	5	2	0	0	7	2	12	5	0	0	0	-	1
LEON, S.	BB	TY	.083	15	24	0	2	0	0	0	2	1	12	3	0	0	0	-	0
COLE, G.	BB	TY	.046	32	65	3	3	0	0	0	3	1	23	4	0	0	0	-	2
BUMGARNER, M.	NE	TY	.000	6	9	0	0	0	0	0	0	0	8	0	0	0	0	-	0
HENDRIKS, L.	BB	TY	.000	57	7	1	0	0	0	0	0	0	3	0	0	0	0	-	0
FINNEGAN, K.	BB	TY	.000	23	5	0	0	0	0	0	0	1	1	0	0	0	0	-	0
JACKSON, L.	BB	TY	.000	53	4	0	0	0	0	0	0	0	1	1	0	0	0	-	0
LOUP, A.	BB	TY	.000	56	2	0	0	0	0	0	0	0	1	1	0	0	0	-	0
NERIS, H.	BB	TY	.000	25	3	0	0	0	0	0	0	0	2	0	0	0	0	-	0
MEJIA, J.	BB	TY	.000	2	2	0	0	0	0	0	0	0	1	0	0	0	0	-	0
PRESSLY, R.	BB	TY	.000	56	2	0	0	0	0	0	0	0	1	0	0	0	0	-	0
STECKENRIDER, D.	BB	TY	.000	64	1	0	0	0	0	0	0	0	0	1	0	0	0	-	0
THOMPSON, R.	BB	TY	.000	26	2	0	0	0	0	0	0	0	1	0	0	0	0	-	0
TRIVINO, L.	BB	TY	.000	30	2	0	0	0	0	0	0	0	0	0	0	0	0	-	0
SADLER, C.	BB	TY	.000	41	1	0	0	0	0	0	0	0	0	0	0	0	0	-	0
Beacon Braves			.264	2446	5648	817	1491	299	36	193	2441	778	1221	436	189	155	34	82.0	80

37 Players	Tm	Lg	AVG	OBP	SLG	OPS	ISO	SECA	TA	RCON	RC	RC/G	PA	IBB	HBP	SH	SF
MATON, P.	BB	TY	.500	.500	.500	1.000	.000	.000	1.000	.4	1.0	13.5	4	0	0	0	0
DUNNING, D.	NE	TY	.333	.500	.333	.833	.000	.333	1.000	.3	.7	6.4	5	0	0	1	0
GOLDSCHMIDT, P.	BB	TY	.331	.396	.589	.985	.258	.385	1.066	62.1	139.2	9.5	641	3	3	0	3
MARTE, S.	BB	TY	.321	.395	.510	.906	.189	.396	1.097	42.7	89.7	9.0	435	2	13	0	1
DIAZ, E.	BB	TY	.316	.360	.564	.924	.248	.320	.904	19.5	49.7	7.5	272	2	1	0	3
MARTINEZ, J.	BB	TY	.314	.361	.525	.886	.211	.296	.867	38.2	105.9	7.1	613	7	0	0	12
BRANTLEY, M.	BB	TY	.307	.341	.452	.793	.145	.201	.729	14.4	67.5	6.0	458	2	1	0	6
SEGURA, J.	BB	TY	.296	.349	.451	.800	.155	.245	.761	19.8	79.2	5.8	548	0	4	0	3
CHOI, J.	BB	TY	.279	.373	.467	.840	.189	.344	.854	7.1	22.9	6.9	142	0	0	0	1
BADER, H.	BB	TY	.262	.307	.384	.691	.123	.212	.649	.8	36.3	4.2	323	0	3	0	1
LAUREANO, R.	BB	TY	.258	.315	.520	.835	.261	.362	.854	16.6	54.4	5.8	359	1	7	0	2
KINER-FALEFA, I.	BB	TY	.254	.279	.324	.603	.070	.138	.531	-14.4	54.0	3.3	598	4	4	2	2
CASTRO, W.	BB	TY	.248	.316	.369	.685	.121	.223	.663	-8	24.5	4.0	229	2	5	1	1
REYES, P.	BB	TY	.237	.367	.438	.805	.200	.475	.922	5.2	14.7	6.1	98	0	0	0	1
ARENADO, N.	BB	TY	.224	.283	.421	.704	.197	.278	.630	.0	62.6	3.7	608	3	4	0	5
SOGARD, E.	BB	TY	.184	.184	.237	.421	.053	.053	.281	-3.9	1.4	1.2	38	0	0	0	0
MONTAS, F.	BB	TY	.167	.189	.222	.411	.056	.083	.295	-7.5	3.0	1.3	76	0	0	2	0
HERNANDEZ, E.	BB	TY	.167	.167	.167	.333	.000	.000	.200	-2.4	.5	.9	18	0	0	0	0
PEREZ, R.	BB	TY	.163	.273	.336	.608	.173	.312	.580	-8.5	30.5	3.1	357	3	5	4	4
HERRERA, O.	BB	TY	.136	.150	.237	.387	.102	.102	.294	-6.8	2.1	1.1	60	0	1	0	0
STROMAN, M.	BB	TY	.125	.149	.194	.343	.069	.111	.266	-8.9	2.2	.9	78	0	0	4	0
LOPEZ, P.	BB	TY	.111	.128	.178	.305	.067	.089	.225	-6.3	1.1	.7	47	0	0	0	1
BERRIOS, J.	BB	TY	.109	.196	.152	.348	.043	.152	.286	-5.6	1.6	1.0	54	0	0	3	0
LEON, S.	BB	TY	.083	.185	.083	.269	.000	.125	.227	-3.6	.5	.6	27	0	0	0	0
COLE, G.	BB	TY	.046	.101	.046	.148	.000	.062	.109	-12.8	.4	.2	72	0	0	3	0
BUMGARNER, M.	NE	TY	.000	.000	.000	.000	.000	.000	.000	-2.3	.0	.0	9	0	0	0	0
HENDRIKS, L.	BB	TY	.000	.000	.000	.000	.000	.000	.000	-1.8	.0	.0	7	0	0	0	0
FINNEGAN, K.	BB	TY	.000	.000	.000	.000	.000	.000	.000	-1.3	.0	.0	5	0	0	0	0
JACKSON, L.	BB	TY	.000	.200	.000	.200	.000	.250	.250	-7	.1	.4	5	0	0	0	0
LOUP, A.	BB	TY	.000	.333	.000	.333	.000	.500	.500	-2	.1	1.2	3	0	0	0	0
NERIS, H.	BB	TY	.000	.000	.000	.000	.000	.000	.000	-8	.0	.0	3	0	0	0	0
MEJIA, J.	BB	TY	.000	.000	.000	.000	.000	.000	.000	-5	.0	.0	2	0	0	0	0
PRESSLY, R.	BB	TY	.000	.000	.000	.000	.000	.000	.000	-5	.0	.0	2	0	0	0	0
STECKENRIDER, D.	BB	TY	.000	.500	.000	.500	.000	1.000	1.000	.1	.1	3.5	2	0	0	0	0
THOMPSON, R.	BB	TY	.000	.000	.000	.000	.000	.000	.000	-5	.0	.0	2	0	0	0	0
TRIVINO, L.	BB	TY	.000	.000	.000	.000	.000	.000	.000	-5	.0	.0	2	0	0	0	0
SADLER, C.	BB	TY	.000	.000	.000	.000	.000	.000	.000	-3	.0	.0	1	0	0	0	0
Beacon Braves			.264	.320	.432	.752	.168	.267	.722	136.7	804.1	5.0	6203	29	51	20	46



Bethesda




MD

Bambinos



# BETHESDA BAMBINOS 2022 Opening Day Starting Lineup



- 1-Lamonte Wade, CF
- 2-Rafael Ortega, LF
- 3-Brandon Lowe, 2B
- 4-Kris Bryant, RF
- 5-Carlos Correa, SS
- 6-JT Realmuto, C
- 7-Ryan McMahon, 3B
- 8-Anthony Rizzo, 1B
- 9-Kevin Gausman, P



# **Frank Tedeschi**

**19620 Bruner Way  
Poolesville, MD 20837  
(301) 473-2079  
frankt@comcast.net**



16 Pitchers	Tm	Lg	W	L	PCT	SV	ERA	G	GS	CG	SHO	QS	IP	H	R	ER	HR	SO	BB
McHUGH, C.	BT	TY	4	1	.800	36	1.14	61	0	0	0	0	71.1	24	9	9	6	83	11
KIMBREL, C.	BT	TY	6	3	.667	8	1.75	55	0	0	0	0	67.0	37	17	13	6	87	26
MONTERO, R.	BT	TY	1	0	1.000	0	2.21	16	0	0	0	0	20.1	20	8	5	3	19	11
GAUSMAN, K.	BT	TY	19	5	.792	0	2.27	30	30	3	3	24	210.1	133	56	53	23	223	59
CHAFIN, A.	BT	TY	10	2	.833	5	2.83	53	0	0	0	0	76.1	45	25	24	8	69	30
HEAD, L.	BT	TY	2	3	.400	0	2.97	28	0	0	0	0	39.1	25	13	13	4	30	8
MILEY, W.	BT	TY	13	8	.619	0	3.05	28	28	1	1	19	171.0	136	68	58	22	131	56
KENNEDY, I.	BT	TY	4	1	.800	2	3.06	44	0	0	0	0	61.2	53	25	21	8	65	15
URQUIDY, J.	BT	TY	6	7	.462	0	3.17	18	18	0	0	9	102.1	100	48	36	16	88	27
GREINKE, Z.	BT	TY	12	6	.667	0	3.30	24	24	2	1	14	142.0	129	55	52	15	114	33
STAMMEN, C.	BT	TY	6	2	.750	1	3.44	60	3	0	0	3	91.2	70	39	35	15	78	24
MANOAH, A.	BT	TY	8	6	.571	0	3.66	21	20	0	0	10	120.1	108	52	49	15	126	36
BIEBER, S.	BT	TY	5	4	.556	0	4.12	20	20	0	0	8	115.2	93	56	53	22	147	33
HUDSON, D.	BT	TY	3	5	.375	2	4.25	48	0	0	0	0	55.0	41	27	26	7	68	21
CIVALE, A.	BT	TY	5	3	.625	0	4.51	24	16	0	0	10	119.2	131	62	60	25	93	27
HOWARD, S.	BT	TY	1	1	.500	0	5.82	5	3	0	0	1	21.2	26	15	14	7	24	6
Bethesda Bambinos			105	57	.648	54	3.16	535	162	6	5	98	1485.2	1171	575	521	202	1445	423

16 Pitchers	Tm	Lg	SUP/9	R/9	ERA	BF/9	BR/9	H/9	BB/9	SO/9	HR/9	ERPT	OBA	BF	BR	IBB	HB	WP	BK
McHUGH, C.	BT	TY	.0	1.14	1.14	31.0	4.5	3.0	1.3	10.5	.76	23.2	.103	246	36	1	2	2	0
KIMBREL, C.	BT	TY	.0	2.28	1.75	35.1	8.5	5.0	3.2	11.7	.81	17.3	.159	261	63	2	2	1	0
MONTERO, R.	BT	TY	.0	3.54	2.21	39.0	13.7	8.9	4.9	8.4	1.33	4.2	.260	88	31	0	0	0	0
GAUSMAN, K.	BT	TY	5.1	2.40	2.27	34.9	8.6	5.7	2.5	9.5	.98	42.0	.180	815	200	1	9	1	0
CHAFIN, A.	BT	TY	.0	2.95	2.83	35.4	8.4	5.3	2.9	8.1	.94	10.5	.168	300	71	5	1	2	0
HEAD, L.	BT	TY	.0	2.97	2.97	34.3	8.2	5.7	1.8	6.9	.92	4.8	.182	150	36	0	3	0	0
MILEY, W.	BT	TY	5.7	3.58	3.05	37.2	10.5	7.2	2.9	6.9	1.16	19.2	.213	706	199	0	7	2	0
KENNEDY, I.	BT	TY	.0	3.65	3.06	37.2	9.9	7.7	1.9	9.5	1.17	6.9	.226	255	68	2	2	0	0
URQUIDY, J.	BT	TY	4.7	4.22	3.17	38.3	11.5	8.8	2.4	7.7	1.41	10.2	.250	436	131	0	4	0	0
GREINKE, Z.	BT	TY	7.4	3.49	3.30	36.5	10.5	8.2	2.1	7.2	.95	12.1	.241	576	165	0	3	0	0
STAMMEN, C.	BT	TY	1.1	3.83	3.44	36.5	9.4	6.9	2.1	7.7	1.47	6.4	.206	372	96	3	5	1	0
MANOAH, A.	BT	TY	4.3	3.89	3.66	37.6	11.1	8.1	2.6	9.4	1.12	5.4	.236	503	148	1	5	0	1
BIEBER, S.	BT	TY	4.7	4.36	4.12	36.4	10.2	7.2	2.6	11.4	1.71	-.7	.218	468	131	0	5	1	0
HUDSON, D.	BT	TY	.0	4.42	4.25	36.5	10.1	6.7	3.4	11.1	1.15	-1.2	.204	223	62	0	0	1	0
CIVALE, A.	BT	TY	2.9	4.66	4.51	38.4	11.9	9.9	2.0	7.0	1.88	-5.9	.277	511	158	1	1	0	1
HOWARD, S.	BT	TY	6.6	6.23	5.82	39.0	13.3	10.8	2.5	10.0	2.91	-4.2	.299	94	32	0	0	1	0
Bethesda Bambinos			3.5	3.48	3.16	36.4	9.9	7.1	2.5	8.8	1.22	150.1	.214	6004	1627	16	49	12	2

34 Players	Tm	Lg	AVG	G	AB	R	H	2B	3B	HR	TB	RBI	SO	BB	ASB	SB	CS	SBP	GDP
STALLINGS, J.	BT	TY	.310	91	184	24	57	13	1	6	90	18	36	16	0	0	0	-	6
DRURY, B.	BT	TY	.286	30	63	8	18	2	0	5	35	13	12	5	0	0	0	-	1
CORREA, C.	BT	TY	.277	155	560	88	155	28	4	22	257	84	111	79	0	0	0	-	11
SANO, M.	BT	TY	.275	113	320	57	88	16	0	24	176	67	107	39	0	0	0	-	4
BRYANT, K.	BT	TY	.266	146	526	92	140	39	0	24	251	74	138	57	17	16	1	94.1	8
HAPP, I.	BT	TY	.263	125	452	78	119	22	2	21	208	55	146	60	10	6	4	60.0	6
REALMUTO, J.	BT	TY	.259	127	433	64	112	24	2	11	173	42	127	40	16	16	0	100.0	5
SOLER, J.	BT	TY	.257	82	222	34	57	7	1	19	123	46	61	24	0	0	0	-	4
WARD, T.	BT	TY	.257	41	74	9	19	6	0	2	31	9	12	8	1	1	0	100.0	0
McMAHON, R.	BT	TY	.253	131	371	50	94	23	0	22	183	67	106	46	0	0	0	-	7
PHAM, T.	BT	TY	.249	108	277	50	69	17	0	10	116	32	77	45	12	10	2	83.3	7
RIZZO, A.	BT	TY	.242	147	491	53	119	25	5	18	208	64	83	36	1	1	0	100.0	10
ORTEGA, R.	BT	TY	.241	93	245	28	59	8	4	3	84	16	60	22	11	8	3	72.7	2
LOWE, B.	BT	TY	.240	150	559	91	134	28	0	42	288	99	169	58	4	3	1	75.0	5
SOSA, E.	BT	TY	.229	101	144	13	33	4	0	1	40	8	29	7	0	0	0	-	2
WADE, L.	BT	TY	.212	120	306	39	65	14	1	9	108	36	86	28	11	7	4	63.6	2
DAVIS, J.	BT	TY	.202	53	89	5	18	6	0	1	27	10	30	8	0	0	0	-	1
MILEY, W.	BT	TY	.169	28	59	7	10	2	0	0	12	3	19	3	0	0	0	-	1
CIVALE, A.	BT	TY	.161	24	31	2	5	1	0	1	9	4	7	3	0	0	0	-	1
MANOAH, A.	BT	TY	.150	21	40	3	6	0	0	1	9	4	19	3	0	0	0	-	0
URQUIDY, J.	BT	TY	.147	18	34	1	5	1	0	0	6	1	11	2	0	0	0	-	0
GAUSMAN, K.	BT	TY	.137	30	73	7	10	0	0	0	10	4	36	3	0	0	0	-	1
GREINKE, Z.	BT	TY	.122	24	49	1	6	1	0	0	7	1	16	3	0	0	0	-	1
BIEBER, S.	BT	TY	.083	20	36	2	3	0	0	0	3	0	14	3	0	0	0	-	0
HOWARD, S.	BT	TY	.000	5	6	1	0	0	0	0	0	0	0	1	0	0	0	-	0
STAMMEN, C.	BT	TY	.000	60	7	0	0	0	0	0	0	0	3	0	0	0	0	-	0
MURPHY, T.			.000	2	6	0	0	0	0	0	0	0	3	0	0	0	0	-	0
KENNEDY, I.	BT	TY	.000	44	3	0	0	0	0	0	0	0	2	0	0	0	0	-	0
HEAD, L.	BT	TY	.000	28	2	0	0	0	0	0	0	0	1	0	0	0	0	-	0
MONTERO, R.	BT	TY	.000	16	2	0	0	0	0	0	0	0	1	0	0	0	0	-	0
CHAFIN, A.	BT	TY	.000	53	1	0	0	0	0	0	0	0	1	0	0	0	0	-	0
KIMBREL, C.	BT	TY	.000	55	1	0	0	0	0	0	0	0	0	0	0	0	0	-	0
McHUGH, C.	BT	TY	.000	61	1	0	0	0	0	0	0	0	0	0	0	0	0	-	0
HUDSON, D.	BT	TY	-	48	0	0	0	0	0	0	0	0	0	0	0	0	0	-	0
Bethesda Bambinos			.247	2350	5667	807	1401	287	20	242	2454	757	1523	599	83	68	15	81.9	85

34 Players	Tm	Lg	AVG	OBP	SLG	OPS	ISO	SECA	TA	RCON	RC	RC/G	PA	IBB	HBP	SH	SF
STALLINGS, J.	BT	TY	.310	.366	.489	.855	.179	.266	.805	10.7	32.0	6.4	203	0	1	1	1
DRURY, B.	BT	TY	.286	.333	.556	.889	.270	.349	.870	4.1	11.5	6.6	69	3	0	0	1
CORREA, C.	BT	TY	.277	.368	.459	.827	.182	.323	.815	29.6	97.7	6.3	644	4	3	0	2
SANO, M.	BT	TY	.275	.355	.550	.905	.275	.397	.915	23.7	64.2	7.3	361	0	1	0	1
BRYANT, K.	BT	TY	.266	.349	.477	.826	.211	.348	.848	30.4	92.8	6.3	596	0	11	0	2
HAPP, I.	BT	TY	.263	.352	.460	.812	.197	.334	.808	20.0	75.9	5.9	517	1	3	0	2
REALMUTO, J.	BT	TY	.259	.339	.400	.739	.141	.270	.745	13.5	64.4	5.3	489	3	14	0	2
SOLER, J.	BT	TY	.257	.333	.554	.887	.297	.405	.882	14.3	41.3	6.6	249	0	2	0	1
WARD, T.	BT	TY	.257	.375	.419	.794	.162	.284	.836	3.8	13.1	6.4	88	1	6	0	0
McMAHON, R.	BT	TY	.253	.334	.493	.827	.240	.364	.806	17.7	62.2	5.9	419	0	0	0	2
PHAM, T.	BT	TY	.249	.355	.419	.774	.170	.361	.793	11.9	43.7	5.4	324	0	1	0	1
RIZZO, A.	BT	TY	.242	.302	.424	.725	.181	.257	.660	4.5	62.4	4.4	537	3	7	0	3
ORTEGA, R.	BT	TY	.241	.306	.343	.649	.102	.212	.602	-3.4	27.0	3.8	268	1	1	0	0
LOWE, B.	BT	TY	.240	.316	.515	.831	.275	.383	.826	26.1	94.8	5.9	630	1	7	0	6
SOSA, E.	BT	TY	.229	.297	.278	.575	.049	.097	.478	-5.7	12.4	3.0	158	1	7	0	0
WADE, L.	BT	TY	.212	.277	.353	.630	.141	.242	.579	-7.6	31.0	3.3	337	2	0	1	2
DAVIS, J.	BT	TY	.202	.268	.303	.571	.101	.191	.486	-3.9	7.5	2.8	98	0	0	0	0
MILEY, W.	BT	TY	.169	.210	.203	.413	.034	.085	.300	-6.0	2.8	1.4	67	0	0	5	0
CIVALE, A.	BT	TY	.161	.235	.290	.526	.129	.226	.444	-1.9	2.1	1.9	37	0	0	3	0
MANOAH, A.	BT	TY	.150	.209	.225	.434	.075	.150	.353	-3.8	2.2	1.6	45	0	0	2	0
URQUIDY, J.	BT	TY	.147	.194	.176	.371	.029	.088	.276	-4.0	1.5	1.2	39	0	0	3	0
GAUSMAN, K.	BT	TY	.137	.167	.137	.304	.000	.041	.203	-10.2	2.1	.8	83	0	0	5	2
GREINKE, Z.	BT	TY	.122	.170	.143	.313	.020	.082	.227	-6.7	1.5	.8	58	0	0	5	1
BIEBER, S.	BT	TY	.083	.154	.083	.237	.000	.083	.182	-5.9	.8	.6	43	0	0	4	0
HOWARD, S.	BT	TY	.000	.143	.000	.143	.000	.167	.167	-1.2	.1	.4	8	0	0	1	0
STAMMEN, C.	BT	TY	.000	.000	.000	.000	.000	.000	.000	-1.8	.0	.0	8	0	0	1	0
MURPHY, T.			.000	.000	.000	.000	.000	.000	.000	-1.5	.0	.0	6	0	0	0	0
KENNEDY, I.	BT	TY	.000	.000	.000	.000	.000	.000	.000	-.8	.0	.0	4	0	0	1	0
HEAD, L.	BT	TY	.000	.000	.000	.000	.000	.000	.000	-.5	.0	.0	2	0	0	0	0
MONTERO, R.	BT	TY	.000	.000	.000	.000	.000	.000	.000	-.5	.0	.0	2	0	0	0	0
CHAFIN, A.	BT	TY	.000	.000	.000	.000	.000	.000	.000	-.3	.0	.0	1	0	0	0	0
KIMBREL, C.	BT	TY	.000	.000	.000	.000	.000	.000	.000	-.3	.0	.0	1	0	0	0	0
McHUGH, C.	BT	TY	.000	.000	.000	.000	.000	.000	.000	-.3	.0	.0	1	0	0	0	0
HUDSON, D.	BT	TY	-	-	-	-	-	-	-	.0	-	-	0	0	0	0	0
Bethesda Bambinos			.247	.325	.433	.758	.186	.301	.730	144.4	826.1	5.0	6392	20	64	32	29




# Marty Fiehl

3636 Turner Drive  
Endwell, NY 13760

(607) 754-4742

[Mfiehl@stny.rr.com](mailto:Mfiehl@stny.rr.com)

## SCRANTON SPANISH FLIES



**2022 Opening Day  
Starting Lineup**  
1-Myles Straw, LF  
2-Nicky Lopez, SS  
3-Brandon Belt, 1B  
4-Byron Buxton, RF  
5-Jorge Polanco, 2B  
5-Manny Machado, 3B  
6-Josh Rojas, CF  
8-Omar Narvaez, C  
9-Framber Valdez, P





19 Pitchers	Tm	Lg	W	L	PCT	SV	ERA	G	GS	CG	SHO	QS	IP	H	R	ER	HR	SO	BB
TREINEN, B.	SS	TY	8	2	.800	28	.97	68	0	0	0	0	83.1	34	10	9	4	91	25
SWANSON, E.	SS	TY	4	0	1.000	2	2.06	32	1	0	0	0	43.2	30	10	10	5	46	10
CHAVEZ, J.	SS	TY	3	4	.429	3	2.56	32	1	0	0	0	38.2	30	12	11	3	38	25
VALDEZ, F.	SS	TY	12	4	.750	0	2.60	28	26	0	0	15	155.2	97	47	45	17	133	46
PERALTA, F.	SS	TY	8	7	.533	1	2.64	35	27	0	0	15	153.1	116	55	45	17	182	47
BLEIER, R.	SS	TY	3	6	.333	4	2.70	61	0	0	0	0	70.0	53	21	21	9	50	8
PRICE, D.			1	0	1.000	0	2.75	14	4	0	0	1	19.2	21	8	6	2	17	8
BASS, A.	SS	TY	3	1	.750	0	2.89	32	1	0	0	0	43.2	41	15	14	6	30	20
GONZALEZ, C.	HA	TY	2	0	1.000	0	3.00	4	0	0	0	0	12.0	15	5	4	2	15	2
RODRIGUEZ, R.	SS	TY	5	5	.500	4	3.16	61	0	0	0	0	68.1	58	26	24	9	52	11
MAHLE, T.	SS	TY	15	7	.682	0	3.41	41	31	0	0	17	200.1	171	84	76	24	216	76
McCLANAHAN, S.	SS	TY	13	7	.650	0	3.87	31	21	1	1	11	135.0	94	59	58	22	131	54
SALE, C.	SS	TY	3	4	.429	0	4.02	24	10	0	0	0	56.0	46	25	25	6	64	15
SULSER, C.	SS	TY	9	3	.750	4	4.12	50	0	0	0	0	67.2	48	35	31	10	73	22
COULOMBE, D.			0	0	-	0	4.15	7	0	0	0	0	8.2	5	4	4	0	9	3
SANDOVAL, P.	SS	TY	4	4	.500	0	4.25	28	12	0	0	4	82.2	83	40	39	16	90	34
MEGILL, T.	SS	TY	2	1	.667	1	4.39	18	4	0	0	1	55.1	57	29	27	7	46	15
HOUSER, A.	SS	TY	6	4	.600	0	4.50	34	24	0	0	12	156.0	124	79	78	25	125	60
ABREU, B.	SS	TY	1	1	.500	0	7.00	11	0	0	0	0	18.0	27	14	14	7	18	9
Scranton Spanish Flies			102	60	.630	47	3.32	611	162	1	1	76	1468.0	1150	578	541	191	1426	490

19 Pitchers	Tm	Lg	SUP/9	R/9	ERA	BF/9	BR/9	H/9	BB/9	SO/9	HR/9	ERPT	OBA	BF	BR	IBB	HB	WP	BK
TREINEN, B.	SS	TY	.0	1.08	.97	32.7	5.9	3.7	2.3	9.8	.43	28.6	.125	303	55	4	0	1	0
SWANSON, E.	SS	TY	.2	2.06	2.06	35.5	7.8	6.2	1.4	9.5	1.03	9.7	.186	172	38	3	1	0	0
CHAVEZ, J.	SS	TY	.2	2.79	2.56	38.6	12.1	7.0	5.1	8.8	.70	6.5	.217	166	52	3	0	1	0
VALDEZ, F.	SS	TY	3.9	2.72	2.60	34.9	8.4	5.6	2.5	7.7	.98	25.3	.177	603	145	2	4	0	0
PERALTA, F.	SS	TY	4.1	3.23	2.64	36.4	9.7	6.8	2.6	10.7	1.00	24.3	.208	620	166	2	5	0	0
BLEIER, R.	SS	TY	.0	2.70	2.70	34.1	8.0	6.8	.8	6.4	1.16	10.6	.210	265	62	2	3	1	0
PRICE, D.			5.5	3.66	2.75	39.4	13.7	9.6	3.7	7.8	.92	2.9	.276	86	30	0	1	1	0
BASS, A.	SS	TY	.2	3.09	2.89	38.7	13.4	8.5	4.1	6.2	1.24	5.7	.253	188	65	0	4	0	0
GONZALEZ, C.	HA	TY	.0	3.75	3.00	39.8	13.5	11.3	1.5	11.3	1.50	1.4	.300	53	18	0	1	0	0
RODRIGUEZ, R.	SS	TY	.0	3.42	3.16	36.1	8.8	7.6	1.1	6.8	1.19	6.9	.225	274	67	3	1	3	1
MAHLE, T.	SS	TY	4.4	3.77	3.41	37.8	11.5	7.7	3.4	9.7	1.08	14.5	.230	842	257	1	11	4	0
McCLANAHAN, S.	SS	TY	4.9	3.93	3.87	36.9	10.1	6.3	3.5	8.7	1.47	3.0	.192	554	151	1	4	4	0
SALE, C.	SS	TY	2.3	4.02	4.02	36.0	10.1	7.4	2.4	10.3	.96	.3	.222	224	63	0	2	0	0
SULSER, C.	SS	TY	.0	4.66	4.12	36.0	8.9	6.4	2.5	9.7	1.33	-.4	.196	271	67	3	0	0	0
COULOMBE, D.			.0	4.15	4.15	35.3	8.3	5.2	3.1	9.3	.00	-.1	.161	34	8	0	0	0	0
SANDOVAL, P.	SS	TY	3.3	4.35	4.25	39.7	13.4	9.0	3.7	9.8	1.74	-1.7	.257	365	123	0	6	5	0
MEGILL, T.	SS	TY	2.6	4.72	4.39	39.0	12.5	9.3	2.4	7.5	1.14	-2.0	.265	240	77	0	5	0	0
HOUSER, A.	SS	TY	3.3	4.56	4.50	37.4	10.8	7.2	3.4	7.2	1.44	-7.5	.215	649	188	1	5	3	0
ABREU, B.	SS	TY	.0	7.00	7.00	44.0	18.0	13.5	4.5	9.0	3.50	-5.9	.355	88	36	0	0	0	0
Scranton Spanish Flies			2.7	3.54	3.32	36.8	10.2	7.1	2.9	8.7	1.17	122.2	.214	5997	1668	25	53	23	1

37 Players	Tm	Lg	AVG	G	AB	R	H	2B	3B	HR	TB	RBI	SO	BB	ASB	SB	CS	SBP	GDP
SULSER, C.	SS	TY	.500	50	4	1	2	0	0	0	2	0	1	0	0	0	0	-	0
MEGILL, T.	SS	TY	.333	18	21	2	7	5	0	0	12	2	6	0	0	0	0	-	1
BASS, A.	SS	TY	.333	32	3	0	1	0	0	0	1	0	2	0	0	0	0	-	0
BUXTON, B.	SS	TY	.303	69	152	31	46	19	0	11	98	38	40	14	13	12	1	92.3	1
ROBERT, L.	SS	TY	.297	110	239	40	71	15	0	10	116	47	57	17	6	5	1	83.3	4
POLANCO, J.	SS	TY	.295	154	569	98	168	36	2	33	307	108	120	48	19	15	4	78.9	6
MACHADO, M.	SS	TY	.285	137	459	81	131	26	1	33	258	94	83	47	15	15	0	100.0	4
LUX, G.	SS	TY	.277	103	242	45	67	11	2	5	97	22	54	39	1	1	0	100.0	4
LOPEZ, N.	SS	TY	.274	152	478	67	131	18	3	4	167	47	82	49	30	27	3	90.0	5
RODGERS, B.	SS	TY	.272	103	287	45	78	12	2	9	121	44	66	21	0	0	0	-	9
SCHOOP, J.	WC	TY	.270	29	89	12	24	5	0	4	41	17	14	8	0	0	0	-	0
NARVAEZ, O.	SS	TY	.264	113	299	27	79	15	0	11	127	43	45	24	0	0	0	-	7
RUF, D.	SS	TY	.252	60	147	25	37	5	0	13	81	29	34	26	0	0	0	-	4
STRAW, M.	SS	TY	.251	152	581	87	146	30	1	8	202	40	111	55	38	34	4	89.5	6
HEDGES, A.	SS	TY	.242	59	120	10	29	3	0	3	41	12	33	9	0	0	0	-	1
SMITH, P.	SS	TY	.240	110	262	33	63	13	2	5	95	26	58	16	0	0	0	-	3
MYERS, W.	SS	TY	.237	136	355	55	84	23	2	14	153	54	120	51	10	7	3	70.0	6
VALDEZ, F.	SS	TY	.222	28	45	1	10	2	0	0	12	3	12	3	0	0	0	-	0
VARSHO, D.	SS	TY	.222	83	194	24	43	8	2	5	70	27	56	19	7	7	0	100.0	0
ROJAS, J.	SS	TY	.221	131	357	39	79	21	0	8	124	34	87	43	8	6	2	75.0	4
CHAPMAN, M.	SS	TY	.210	83	200	23	42	9	1	5	68	28	73	27	1	0	1	.0	2
McCLANAHAN, S.	SS	TY	.200	31	40	1	8	1	0	0	9	2	8	1	0	0	0	-	3
TREINEN, B.	SS	TY	.200	68	5	1	1	0	0	0	1	0	2	1	0	0	0	-	0
BLEIER, R.	SS	TY	.200	61	5	1	1	0	0	0	1	0	2	0	0	0	0	-	0
SANDOVAL, P.	SS	TY	.190	28	21	2	4	1	0	0	5	3	5	1	0	0	0	-	0
BELT, B.	SS	TY	.177	109	282	40	50	8	1	12	96	27	100	38	6	5	1	83.3	3
GONZALEZ, C.	HA	TY	.167	4	6	0	1	0	0	0	1	0	3	0	0	0	0	-	0
PERALTA, F.	SS	TY	.104	35	48	2	5	0	0	0	5	0	27	1	0	0	0	-	2
SALE, C.	SS	TY	.091	24	11	0	1	0	0	0	1	0	2	0	0	0	0	-	0
MAHLE, T.	SS	TY	.086	41	58	1	5	0	0	0	5	2	18	5	0	0	0	-	2
HOUSER, A.	SS	TY	.064	34	47	1	3	0	0	0	3	2	28	1	0	0	0	-	1
CHAVEZ, J.	SS	TY	.000	32	5	0	0	0	0	0	0	0	3	0	0	0	0	-	0
ABREU, B.	SS	TY	.000	11	2	0	0	0	0	0	0	0	1	2	0	0	0	-	0
PRICE, D.			.000	14	3	0	0	0	0	0	0	0	1	0	0	0	0	-	0
SWANSON, E.	SS	TY	.000	32	2	0	0	0	0	0	0	0	0	0	0	0	0	-	0
COULOMBE, D.			-	7	0	0	0	0	0	0	0	0	0	0	0	0	0	-	0
RODRIGUEZ, R.	SS	TY	-	61	0	0	0	0	0	0	0	0	0	0	0	0	0	-	0
Scranton Spanish Flies			.251	2504	5638	795	1417	286	19	193	2320	751	1354	566	154	134	20	87.0	78

37 Players	Tm	Lg	AVG	OBP	SLG	OPS	ISO	SECA	TA	RCON	RC	RC/G	PA	IBB	HBP	SH	SF
SULSER, C.	SS	TY	.500	.500	.500	1.000	.000	.000	1.000	.4	1.0	9.1	5	0	0	1	0
MEGILL, T.	SS	TY	.333	.333	.571	.905	.238	.238	.800	1.4	3.4	6.2	21	0	0	0	0
BASS, A.	SS	TY	.333	.333	.333	.667	.000	.000	.500	-.0	.3	4.5	3	0	0	0	0
BUXTON, B.	SS	TY	.303	.376	.645	1.021	.342	.507	1.185	20.4	39.5	9.9	170	2	4	0	0
ROBERT, L.	SS	TY	.297	.350	.485	.835	.188	.276	.815	12.7	40.6	6.3	260	6	3	0	1
POLANCO, J.	SS	TY	.295	.355	.540	.895	.244	.348	.917	41.7	112.2	7.3	628	2	7	0	4
MACHADO, M.	SS	TY	.285	.349	.562	.911	.277	.412	.964	38.7	95.3	7.7	510	3	0	0	4
LUX, G.	SS	TY	.277	.378	.401	.779	.124	.289	.771	10.1	39.4	5.9	284	1	1	1	1
LOPEZ, N.	SS	TY	.274	.348	.349	.697	.075	.228	.701	9.5	65.2	4.9	536	2	6	1	2
RODGERS, B.	SS	TY	.272	.327	.422	.749	.150	.223	.665	5.2	37.9	4.7	312	2	3	0	1
SCHOOP, J.	WC	TY	.270	.330	.461	.791	.191	.281	.754	2.9	14.2	5.9	97	0	0	0	0
NARVAEZ, O.	SS	TY	.264	.323	.425	.748	.161	.241	.674	5.4	40.1	4.8	325	3	2	0	0
RUF, D.	SS	TY	.252	.368	.551	.919	.299	.476	.947	12.3	30.3	7.2	174	1	1	0	0
STRAW, M.	SS	TY	.251	.316	.348	.663	.096	.243	.656	3.0	70.9	4.2	644	0	1	4	3
HEDGES, A.	SS	TY	.242	.295	.342	.636	.100	.175	.543	-2.6	12.4	3.6	130	1	0	1	0
SMITH, P.	SS	TY	.240	.289	.363	.652	.122	.183	.559	-4.6	27.7	3.7	281	1	2	1	0
MYERS, W.	SS	TY	.237	.331	.431	.762	.194	.349	.754	10.1	52.7	5.0	409	1	0	1	2
VALDEZ, F.	SS	TY	.222	.271	.267	.537	.044	.111	.429	-2.5	3.7	2.6	52	0	0	4	0
VARSHO, D.	SS	TY	.222	.290	.361	.651	.139	.273	.636	-1.1	22.8	4.0	214	2	0	0	1
ROJAS, J.	SS	TY	.221	.304	.347	.652	.126	.258	.609	-3.7	40.2	3.8	401	0	0	0	1
CHAPMAN, M.	SS	TY	.210	.306	.340	.646	.130	.260	.596	-3.2	22.2	3.7	229	0	1	0	1
McCLANAHAN, S.	SS	TY	.200	.220	.225	.445	.025	.050	.286	-3.6	1.6	1.0	47	0	0	6	0
TREINEN, B.	SS	TY	.200	.333	.200	.533	.000	.200	.500	-.2	.5	2.7	7	0	0	1	0
BLEIER, R.	SS	TY	.200	.200	.200	.400	.000	.000	.250	-.5	.2	1.4	5	0	0	0	0
SANDOVAL, P.	SS	TY	.190	.227	.238	.465	.048	.095	.353	-1.7	1.3	1.9	23	0	0	1	0
BELT, B.	SS	TY	.177	.292	.340	.632	.163	.312	.623	-4.4	30.7	3.5	329	5	8	0	1
GONZALEZ, C.	HA	TY	.167	.167	.167	.333	.000	.000	.200	-.8	.2	.9	6	0	0	0	0
PERALTA, F.	SS	TY	.104	.122	.104	.227	.000	.021	.133	-8.1	.6	.3	53	0	0	4	0
SALE, C.	SS	TY	.091	.091	.091	.182	.000	.000	.100	-2.0	.1	.2	11	0	0	0	0
MAHLE, T.	SS	TY	.086	.156	.086	.242	.000	.086	.182	-9.3	1.2	.5	71	0	0	7	1
HOUSER, A.	SS	TY	.064	.082	.064	.145	.000	.021	.089	-9.3	.3	.2	51	0	0	2	1
CHAVEZ, J.	SS	TY	.000	.000	.000	.000	.000	.000	.000	-1.3	.0	.0	5	0	0	0	0
ABREU, B.	SS	TY	.000	.500	.000	.500	.000	1.000	1.000	.2	.3	3.5	4	0	0	0	0
PRICE, D.			.000	.000	.000	.000	.000	.000	.000	-.8	.0	.0	3	0	0	0	0
SWANSON, E.	SS	TY	.000	.000	.000	.000	.000	.000	.000	-.5	.0	.0	2	0	0	0	0
COULOMBE, D.			-	-	-	-	-	-	-	.0	-	-	0	0	0	0	0
RODRIGUEZ, R.	SS	TY	-	-	-	-	-	-	-	.0	-	-	0	0	0	0	0
Scranton Spanish Flies			.251	.323	.411	.734	.160	.281	.708	113.7	784.4	4.8	6302	32	39	35	24

LONG  
ISLAND  
NEW YORK



# LONG ISLAND ISLANDERS

2022 Opening Day

Starting Lineup

1-Kiki Hernandez, 2B

2-Corey Seager, SS

3-Jesse Winker, LF

4-Max Muncy, 1B





5-Jesus Sanchez CF

6-Joc Pederson, RF

7-Joey Wendle, 3B

8-Sean Murphy, C

9-Robbie Ray, P





# **Jim McEneaney**

**242 Wyandanch Road**

**Sayville, NY 11782**

**(516) 672-0692**

**Longislanders@verizon.net**

17 Pitchers	Tm	Lg	W	L	PCT	SV	ERA	G	GS	CG	SHO	QS	IP	H	R	ER	HR	SO	BB
McFARLAND, T.	LI	TY	4	4	.500	16	1.80	43	0	0	0	0	45.0	23	11	9	4	42	12
WARREN, A.	LI	TY	1	2	.333	6	1.90	17	0	0	0	0	23.2	6	6	5	4	23	5
LYNCH, D.	LI	TY	3	2	.600	0	2.00	18	4	2	1	3	54.0	44	13	12	0	44	17
BICKFORD, P.	LI	TY	4	1	.800	6	2.13	49	0	0	0	0	55.0	38	16	13	2	63	18
QUANTRILL, C.	LI	TY	14	4	.778	0	2.23	27	25	3	0	15	181.2	118	51	45	17	131	51
COBB, A.	LI	TY	7	8	.467	0	2.37	21	19	1	1	13	114.0	89	42	30	14	112	31
DeSCLAFANI, A.	LI	TY	13	6	.684	0	2.84	29	27	6	3	17	199.1	133	65	63	32	185	42
WEBB, L.	LI	TY	17	3	.850	0	2.90	27	26	4	0	16	177.0	125	63	57	27	188	51
McGEE, J.	LI	TY	2	3	.400	9	2.95	56	0	0	0	0	61.0	34	24	20	11	42	7
RAY, R.	LI	TY	18	6	.750	0	2.96	32	29	5	3	20	213.0	143	76	70	26	252	61
TEPERA, R.	LI	TY	3	4	.429	1	4.09	53	0	0	0	0	55.0	56	29	25	12	75	25
PETERSON, J.	LI	TY	0	0	-	0	4.91	3	0	0	0	0	7.1	6	5	4	1	3	4
NOLA, A.	LI	TY	4	9	.308	1	5.09	27	15	4	1	6	111.1	134	73	63	17	126	25
CUETO, J.	LI	TY	7	8	.467	0	5.29	23	15	3	1	5	95.1	108	59	56	21	82	21
KINLEY, T.	LI	TY	1	1	.500	1	5.98	37	0	0	0	0	43.2	64	33	29	5	46	23
CORBIN, P.	LI	TY	0	3	.000	1	7.76	17	2	0	0	0	31.1	51	30	27	7	21	13
WYNNS, A.	LI	TY	0	0	-	0	7.84	5	0	0	0	0	10.1	19	9	9	1	13	4
Long Island Islanders			98	64	.605	41	3.27	484	162	28	10	95	1478.0	1191	605	537	201	1448	410

17 Pitchers	Tm	Lg	SUP/9	R/9	ERA	BF/9	BR/9	H/9	BB/9	SO/9	HR/9	ERPT	OBA	BF	BR	IBB	HB	WP	BK
McFARLAND, T.	LI	TY	.0	2.20	1.80	33.6	7.0	4.6	2.4	8.4	.80	11.3	.150	168	35	0	0	0	0
WARREN, A.	LI	TY	.0	2.28	1.90	31.9	4.2	2.3	1.9	8.7	1.52	5.7	.076	84	11	0	0	0	0
LYNCH, D.	LI	TY	3.0	2.17	2.00	36.8	10.3	7.3	2.8	7.3	.00	12.4	.220	221	62	0	1	2	0
BICKFORD, P.	LI	TY	.0	2.62	2.13	35.5	9.2	6.2	2.8	10.3	.33	11.8	.193	217	56	1	1	0	0
QUANTRILL, C.	LI	TY	5.6	2.53	2.23	35.0	8.5	5.8	2.4	6.5	.84	37.1	.182	707	171	2	4	0	0
COBB, A.	LI	TY	4.5	3.32	2.37	36.2	9.7	7.0	2.4	8.8	1.11	21.5	.211	459	123	0	3	1	0
DeSCLAFANI, A.	LI	TY	4.1	2.93	2.84	34.6	8.2	6.0	1.9	8.4	1.44	27.0	.187	767	181	0	6	4	0
WEBB, L.	LI	TY	6.5	3.20	2.90	35.8	9.2	6.4	2.5	9.6	1.37	23.0	.195	704	180	1	5	0	0
McGEE, J.	LI	TY	.0	3.54	2.95	32.8	6.0	5.0	.9	6.2	1.62	7.6	.161	222	41	1	1	0	0
RAY, R.	LI	TY	6.3	3.21	2.96	35.7	9.1	6.0	2.5	10.6	1.10	26.2	.188	846	215	1	12	2	0
TEPERA, R.	LI	TY	.0	4.75	4.09	40.1	13.6	9.2	3.9	12.3	1.96	-.2	.259	245	83	1	3	2	0
PETERSON, J.	LI	TY	.0	6.14	4.91	38.0	12.3	7.4	4.9	3.7	1.23	-.7	.222	31	10	0	0	0	0
NOLA, A.	LI	TY	3.8	5.90	5.09	39.8	13.0	10.8	2.0	10.2	1.37	-12.7	.295	492	161	0	2	0	0
CUETO, J.	LI	TY	4.6	5.57	5.29	38.6	12.4	10.2	1.9	7.7	1.98	-12.9	.284	409	131	1	3	0	0
KINLEY, T.	LI	TY	.0	6.80	5.98	44.7	18.3	13.2	4.7	9.5	1.03	-9.3	.335	217	89	0	2	4	0
CORBIN, P.	LI	TY	1.7	8.62	7.76	45.1	19.2	14.6	3.7	6.0	2.01	-12.8	.370	157	67	0	3	0	0
WYNNS, A.	LI	TY	.0	7.84	7.84	45.3	21.8	16.5	3.5	11.3	.87	-4.3	.413	52	25	0	2	0	0
Long Island Islanders			4.0	3.68	3.27	36.5	10.0	7.3	2.4	8.8	1.22	130.7	.217	5998	1641	8	48	15	0



35 Players	Tm	Lg	AVG	G	AB	R	H	2B	3B	HR	TB	RBI	SO	BB	ASB	SB	CS	SBP	GDP
CORBIN, P.	LI	TY	.600	17	5	2	3	0	0	0	3	1	1	0	0	0	0	-	0
BICKFORD, P.	LI	TY	.500	49	2	0	1	0	0	0	1	0	1	0	0	0	0	-	0
WINKER, J.	LI	TY	.350	86	286	61	100	13	0	26	191	67	41	35	0	0	0	-	9
SEAGER, C.	LI	TY	.307	126	348	58	107	20	2	16	179	53	44	55	8	6	2	75.0	2
WENDLE, J.	LI	TY	.306	123	425	65	130	26	6	11	201	48	97	26	14	8	6	57.1	6
FRANCO, W.	LI	TY	.295	100	292	44	86	26	2	5	131	38	42	15	3	2	1	66.7	1
HERNANDEZ, E.	LI	TY	.267	136	469	84	125	31	3	24	234	80	90	52	4	3	1	75.0	7
MUNCY, M.	LI	TY	.265	146	490	98	130	25	2	38	273	100	107	78	1	1	0	100.0	8
LONGORIA, E.	LI	TY	.248	89	242	38	60	12	0	15	117	38	57	29	1	1	0	100.0	8
GIMENEZ, A.	LI	TY	.242	83	194	27	47	11	0	5	73	21	59	11	12	12	0	100.0	1
MURPHY, S.	LI	TY	.238	108	261	31	62	12	0	14	116	34	75	24	0	0	0	-	3
CAIN, L.	LI	TY	.235	112	272	45	64	8	0	8	96	27	56	28	20	15	5	75.0	4
DIAZ, L.			.231	6	13	2	3	1	0	1	7	4	4	1	0	0	0	-	0
CONTRERAS, W.	LI	TY	.229	119	314	43	72	17	0	13	128	32	114	39	2	2	0	100.0	6
PETERSON, J.	LI	TY	.229	100	227	36	52	10	0	4	74	24	59	33	13	12	1	92.3	6
PEDERSON, J.	LI	TY	.224	137	411	56	92	21	3	15	164	52	113	46	3	1	2	33.3	4
HICKS, A.	LI	TY	.222	44	90	13	20	2	0	5	37	9	22	11	0	0	0	-	0
GARNEAU, D.	LI	TY	.217	53	60	7	13	3	0	5	31	12	22	3	1	1	0	100.0	1
WISDOM, P.	LI	TY	.214	104	345	41	74	11	1	27	168	77	136	20	1	1	0	100.0	8
HILLIARD, S.	LI	TY	.213	87	230	31	49	7	1	9	85	24	90	17	8	7	1	87.5	1
WYNNS, A.	LI	TY	.212	46	52	3	11	1	2	1	19	11	13	1	0	0	0	-	2
NOLA, A.	LI	TY	.172	28	29	3	5	1	0	0	6	0	10	3	0	0	0	-	0
CUETO, J.	LI	TY	.167	23	24	2	4	0	0	0	4	1	4	3	2	1	1	50.0	1
SANCHEZ, J.	LI	TY	.155	79	239	27	37	5	1	14	86	33	83	20	1	0	1	.0	3
QUANTRILL, C.	LI	TY	.150	27	60	10	9	2	0	1	14	1	16	2	0	0	0	-	0
COBB, A.	LI	TY	.133	21	30	1	4	0	0	0	4	0	10	3	0	0	0	-	0
RAY, R.	LI	TY	.129	32	70	7	9	0	1	2	17	5	21	4	0	0	0	-	2
LYNCH, D.	LI	TY	.100	18	10	0	1	0	0	0	1	1	3	1	0	0	0	-	0
WEBB, L.	LI	TY	.094	27	64	6	6	2	0	1	11	6	22	3	0	0	0	-	3
DeSCLAFANI, A.	LI	TY	.068	29	59	1	4	2	0	0	6	4	29	2	0	0	0	-	0
McFARLAND, T.	LI	TY	.000	43	3	0	0	0	0	0	0	0	0	0	0	0	0	-	0
TEPERA, R.	LI	TY	.000	54	2	0	0	0	0	0	0	0	0	0	0	0	0	-	0
KINLEY, T.	LI	TY	.000	37	1	0	0	0	0	0	0	0	1	0	0	0	0	-	0
McGEE, J.	LI	TY	-	56	0	0	0	0	0	0	0	0	0	0	0	0	0	-	0
WARREN, A.	LI	TY	-	17	0	0	0	0	0	0	0	0	0	0	0	0	0	-	0
Long Island Islanders			.246	2362	5619	842	1380	269	24	260	2477	803	1442	565	94	73	21	77.7	86

35 Players	Tm	Lg	AVG	OBP	SLG	OPS	ISO	SECA	TA	RCON	RC	RC/G	PA	IBB	HBP	SH	SF
CORBIN, P.	LI	TY	.600	.600	.600	1.200	.000	.000	1.500	.9	1.8	24.3	5	0	0	0	0
BICKFORD, P.	LI	TY	.500	.500	.500	1.000	.000	.000	1.000	.2	.5	6.8	3	0	0	1	0
WINKER, J.	LI	TY	.350	.437	.668	1.105	.318	.441	1.210	43.2	83.0	11.4	332	2	10	0	1
SEAGER, C.	LI	TY	.307	.406	.514	.920	.207	.376	.996	32.0	78.3	8.6	409	3	4	0	2
WENDLE, J.	LI	TY	.306	.363	.473	.836	.167	.233	.808	20.3	72.9	6.4	465	0	13	0	1
FRANCO, W.	LI	TY	.295	.334	.449	.783	.154	.209	.726	8.7	44.9	5.8	312	1	3	0	1
HERNANDEZ, E.	LI	TY	.267	.340	.499	.839	.232	.348	.827	24.4	81.7	6.2	528	0	2	1	4
MUNCY, M.	LI	TY	.265	.383	.557	.940	.292	.453	1.003	46.8	110.5	8.1	588	1	17	0	2
LONGORIA, E.	LI	TY	.248	.330	.483	.813	.236	.360	.779	10.5	37.8	5.3	273	0	1	0	1
GIMENEZ, A.	LI	TY	.242	.297	.376	.673	.134	.253	.676	1.9	24.2	4.4	209	1	4	0	0
MURPHY, S.	LI	TY	.238	.317	.444	.762	.207	.299	.728	6.2	38.2	5.1	293	1	7	0	1
CAIN, L.	LI	TY	.235	.313	.353	.665	.118	.257	.654	-.6	31.8	3.9	305	0	3	1	1
DIAZ, L.			.231	.286	.538	.824	.308	.385	.800	.5	2.0	5.4	14	1	0	0	0
CONTRERAS, W.	LI	TY	.229	.326	.408	.734	.178	.309	.706	6.1	43.2	4.7	359	4	6	0	0
PETERSON, J.	LI	TY	.229	.330	.326	.656	.097	.291	.665	1.9	27.5	4.0	266	0	2	2	2
PEDERSON, J.	LI	TY	.224	.316	.399	.715	.175	.285	.680	3.1	54.5	4.5	468	0	10	0	1
HICKS, A.	LI	TY	.222	.320	.411	.731	.189	.311	.714	1.4	12.9	5.0	103	0	2	0	0
GARNEAU, D.	LI	TY	.217	.266	.517	.782	.300	.367	.750	1.6	8.1	4.5	64	1	1	0	0
WISDOM, P.	LI	TY	.214	.262	.487	.749	.272	.333	.688	3.9	42.2	4.1	371	0	3	0	2
HILLIARD, S.	LI	TY	.213	.268	.370	.638	.157	.257	.601	-3.9	24.5	3.6	250	0	1	0	2
WYNNS, A.	LI	TY	.212	.226	.365	.592	.154	.173	.465	-2.5	3.6	2.3	53	0	0	0	0
NOLA, A.	LI	TY	.172	.250	.207	.457	.034	.138	.375	-2.4	1.8	1.9	33	0	0	1	0
CUETO, J.	LI	TY	.167	.250	.167	.417	.000	.125	.364	-2.5	1.1	1.2	30	0	0	2	1
SANCHEZ, J.	LI	TY	.155	.224	.360	.584	.205	.285	.524	-11.4	19.3	2.5	263	1	2	0	2
QUANTRILL, C.	LI	TY	.150	.177	.233	.411	.083	.117	.314	-6.3	2.9	1.3	69	0	0	7	0
COBB, A.	LI	TY	.133	.212	.133	.345	.000	.100	.269	-3.7	1.4	1.2	39	0	0	6	0
RAY, R.	LI	TY	.129	.173	.243	.416	.114	.171	.333	-7.3	3.1	1.1	85	0	0	10	1
LYNCH, D.	LI	TY	.100	.182	.100	.282	.000	.100	.222	-1.5	.4	.9	13	0	0	2	0
WEBB, L.	LI	TY	.094	.134	.172	.306	.078	.125	.230	-9.1	1.2	.5	73	0	0	6	0
DeSCLAFANI, A.	LI	TY	.068	.098	.102	.200	.034	.068	.145	-10.6	1.1	.4	74	0	0	13	0
McFARLAND, T.	LI	TY	.000	.000	.000	.000	.000	.000	.000	-.8	.0	.0	4	0	0	1	0
TEPERA, R.	LI	TY	.000	.000	.000	.000	.000	.000	.000	-.5	.0	.0	2	0	0	0	0
KINLEY, T.	LI	TY	.000	.000	.000	.000	.000	.000	.000	-.3	.0	.0	1	0	0	0	0
McGEE, J.	LI	TY	-	-	-	-	-	-	-	.0	-	-	0	0	0	0	0
WARREN, A.	LI	TY	-	-	-	-	-	-	-	.0	-	-	0	0	0	0	0
Long Island Islanders			.246	.323	.441	.764	.195	.305	.738	150.1	826.5	5.0	6356	16	91	53	25



Eastport, NY

## EASTPORT ATHLETICS 2022 Opening Day Starting Lineup

1-Gleybar Torres, 2B 2-Jeimer Candelario, 3B 3-Aaron Judge, RF 4-Matt Olson, 1B  
5-Dansby Swanson, SS 6-Anthony Alford, CF 7-James McCann, C 8-Marcell Ozuna, LF  
9-Cole Irvin, P



# **Tom Meade**

**20 Fairway Drive**

**Manorville, NY 11949**

**(631) 383-1718**

**meado13@gmail.com**



17 Pitchers	Tm	Lg	W	L	PCT	SV	ERA	G	GS	CG	SHO	QS	IP	H	R	ER	HR	SO	BB
CISNERO, J.	EA	TY	2	4	.333	0	3.49	64	0	0	0	0	67.0	60	34	26	8	69	25
MILLS, A.	EA	TY	10	6	.625	0	3.79	25	21	2	0	11	130.2	142	60	55	14	105	25
THIELBAR, C.	EA	TY	1	2	.333	1	3.84	62	0	0	0	0	68.0	52	29	29	12	77	27
NELSON, J.	EA	TY	0	0	-	16	3.86	35	0	0	0	0	30.1	25	14	13	2	38	16
OKERT, S.	EA	TY	1	4	.200	2	4.07	39	0	0	0	0	42.0	30	19	19	10	41	12
BLACKBURN, P.	EA	TY	4	3	.571	0	4.14	9	8	1	1	3	50.0	49	28	23	7	42	17
IRVIN, C.	EA	TY	11	13	.458	0	4.17	31	30	4	2	17	200.2	198	99	93	34	165	58
LUGO, S.	EA	TY	1	1	.500	0	4.25	40	0	0	0	0	48.2	39	24	23	4	47	24
DETWILER, R.	EA	TY	2	3	.400	0	4.34	33	4	0	0	3	56.0	52	27	27	7	57	17
SNELL, B.	EA	TY	5	12	.294	0	4.55	24	24	2	2	12	140.1	113	75	71	18	185	82
PEREZ, M.	EA	TY	11	9	.550	0	4.58	25	23	1	1	9	139.2	160	76	71	23	117	32
MINAYA, J.	EA	TY	0	4	.000	6	4.85	33	0	0	0	0	39.0	36	24	21	6	36	30
HEARN, T.	EA	TY	6	5	.545	0	5.00	28	12	0	0	7	93.2	98	59	52	13	79	41
CISHEK, S.	EA	TY	3	7	.300	3	5.29	63	0	0	0	0	66.1	61	41	39	8	51	37
VELASQUEZ, V.	EA	TY	4	5	.444	0	5.33	33	10	1	1	4	96.1	107	58	57	17	90	43
SHEFFIELD, J.	EA	TY	4	6	.400	1	6.03	18	10	0	0	4	74.2	88	55	50	12	56	24
McKENZIE, T.	EA	TY	2	11	.154	0	7.55	21	20	1	1	2	99.0	127	96	83	18	114	63
Eastport Athletics			67	95	.414	29	4.69	583	162	12	8	72	1442.1	1437	818	752	213	1369	573

17 Pitchers	Tm	Lg	SUP/9	R/9	ERA	BF/9	BR/9	H/9	BB/9	SO/9	HR/9	ERPT	OBA	BF	BR	IBB	HB	WP	BK
CISNERO, J.	EA	TY	.0	4.57	3.49	38.7	11.6	8.1	3.0	9.3	1.07	4.3	.235	288	86	3	4	2	0
MILLS, A.	EA	TY	4.2	4.13	3.79	38.6	12.1	9.8	1.7	7.2	.96	4.0	.273	561	176	0	9	0	0
THIELBAR, C.	EA	TY	.0	3.84	3.84	38.1	10.9	6.9	3.3	10.2	1.59	1.7	.205	288	82	2	5	1	0
NELSON, J.	EA	TY	.0	4.15	3.86	38.9	12.2	7.4	4.2	11.3	.59	.7	.221	131	41	2	2	0	0
OKERT, S.	EA	TY	.0	4.07	4.07	35.4	9.4	6.4	2.6	8.8	2.14	-.0	.200	165	44	0	2	1	0
BLACKBURN, P.	EA	TY	4.3	5.04	4.14	40.0	12.8	8.8	3.1	7.6	1.26	-.4	.250	222	71	0	5	2	0
IRVIN, C.	EA	TY	4.8	4.44	4.17	38.0	11.9	8.9	2.6	7.4	1.52	-2.4	.256	848	265	0	9	1	0
LUGO, S.	EA	TY	.0	4.44	4.25	38.5	12.2	7.2	4.4	8.7	.74	-1.0	.218	208	66	0	3	0	0
DETWILER, R.	EA	TY	1.3	4.34	4.34	37.8	11.6	8.4	2.7	9.2	1.13	-1.7	.245	235	72	0	3	3	0
SNELL, B.	EA	TY	2.8	4.81	4.55	39.7	13.0	7.2	5.3	11.9	1.15	-7.6	.217	619	203	0	8	4	1
PEREZ, M.	EA	TY	4.4	4.90	4.58	38.7	12.8	10.3	2.1	7.5	1.48	-7.9	.289	601	198	0	6	1	0
MINAYA, J.	EA	TY	.0	5.54	4.85	42.2	14.5	8.3	6.2	8.3	1.38	-3.4	.240	183	63	3	0	1	0
HEARN, T.	EA	TY	4.7	5.67	5.00	41.0	13.9	9.4	3.9	7.6	1.25	-9.7	.261	427	145	0	6	2	0
CISHEK, S.	EA	TY	.0	5.56	5.29	40.3	12.9	8.3	4.5	6.9	1.09	-9.0	.236	297	95	4	1	3	0
VELASQUEZ, V.	EA	TY	2.4	5.42	5.33	41.0	14.8	10.0	3.9	8.4	1.59	-13.5	.280	439	158	1	9	1	0
SHEFFIELD, J.	EA	TY	3.7	6.63	6.03	40.9	14.1	10.6	2.9	6.8	1.45	-16.3	.291	339	117	0	5	3	0
McKENZIE, T.	EA	TY	4.5	8.73	7.55	44.5	17.7	11.5	5.6	10.4	1.64	-38.3	.311	490	195	1	6	0	0
Eastport Athletics			2.9	5.10	4.69	39.6	13.0	9.0	3.5	8.5	1.33	-100.4	.257	6341	2077	16	83	25	1


33 Players	Tm	Lg	AVG	G	AB	R	H	2B	3B	HR	TB	RBI	SO	BB	ASB	SB	CS	SBP	GDP
OLSON, M.	EA	TY	.289	157	577	87	167	38	0	34	307	100	111	87	2	2	0	100.0	17
SWANSON, D.	EA	TY	.281	155	605	76	170	40	1	23	281	94	176	44	14	10	4	71.4	4
JUDGE, A.	EA	TY	.279	149	587	101	164	20	0	41	307	104	142	70	2	1	1	50.0	15
CANDELARIO, J.	EA	TY	.279	148	585	88	163	38	2	16	253	56	131	67	0	0	0	-	7
CALHOUN, K.	EA	TY	.256	78	172	22	44	10	0	5	69	23	32	18	4	1	3	25.0	1
ALFORD, A.	EA	TY	.255	71	145	21	37	5	0	14	84	26	59	17	2	0	2	.0	5
BLACKBURN, P.	EA	TY	.250	9	16	1	4	1	0	0	5	0	3	1	0	0	0	-	0
DETWILER, R.	EA	TY	.250	33	8	0	2	0	0	0	2	1	2	0	0	0	0	-	0
GRISHAM, T.	EA	TY	.249	124	453	67	113	34	0	11	180	43	107	43	26	21	5	80.8	4
GUILLOLME, L.	EA	TY	.236	103	144	13	34	0	0	1	37	7	28	17	1	0	1	.0	0
TORRES, G.	EA	TY	.235	134	468	49	110	17	0	11	160	49	97	35	4	4	0	100.0	10
BERTI, J.	EA	TY	.210	120	267	27	56	15	1	4	85	23	74	33	19	14	5	73.7	3
HEARN, T.	EA	TY	.208	28	24	3	5	1	0	0	6	5	7	1	0	0	0	-	1
McCANN, J.	EA	TY	.200	121	355	30	71	8	2	12	119	32	101	35	0	0	0	-	7
VANMETER, J.	EA	TY	.194	87	191	17	37	10	1	5	64	16	57	15	0	0	0	-	4
NUNEZ, D.	EA	TY	.189	82	238	28	45	10	0	11	88	34	93	27	0	0	0	-	1
GOODRUM, N.	EA	TY	.188	93	234	32	44	7	2	7	76	20	85	26	12	7	5	58.3	6
OZUNA, M.	EA	TY	.186	54	161	14	30	3	0	2	39	11	47	14	0	0	0	-	3
GUTIERREZ, K.	EA	TY	.154	4	13	3	2	0	1	0	4	0	5	1	0	0	0	-	0
PEREZ, M.	EA	TY	.111	25	45	2	5	1	0	0	6	2	11	0	0	0	0	-	1
McKENZIE, T.	EA	TY	.107	21	28	2	3	1	0	0	4	2	9	1	0	0	0	-	0
SNELL, B.	EA	TY	.104	24	48	0	5	0	0	0	5	2	20	0	0	0	0	-	1
IRVIN, C.	EA	TY	.102	31	59	3	6	0	0	0	6	1	19	5	0	0	0	-	0
SHEFFIELD, J.	EA	TY	.091	18	22	0	2	0	0	0	2	0	9	0	0	0	0	-	0
VELASQUEZ, V.	EA	TY	.050	33	20	1	1	0	0	0	1	0	6	1	0	0	0	-	0
MILLS, A.	EA	TY	.026	25	38	1	1	0	0	0	1	1	19	0	0	0	0	-	1
LUGO, S.	EA	TY	.000	40	3	0	0	0	0	0	0	1	1	0	0	0	0	-	0
CISNERO, J.	EA	TY	-	64	0	0	0	0	0	0	0	0	0	0	0	0	0	-	0
MINAYA, J.	EA	TY	.000	33	2	0	0	0	0	0	0	0	2	0	0	0	0	-	0
CISHEK, S.	EA	TY	.000	63	1	0	0	0	0	0	0	0	1	0	0	0	0	-	0
NELSON, J.	EA	TY	-	35	0	0	0	0	0	0	0	0	0	1	0	0	0	-	0
OKERT, S.	EA	TY	-	39	0	1	0	0	0	0	0	0	0	1	0	0	0	-	0
THIELBAR, C.	EA	TY	-	62	0	0	0	0	0	0	0	0	0	0	0	0	0	-	0
Eastport Athletics			.240	2263	5509	689	1321	259	10	197	2191	653	1454	560	86	60	26	69.8	91

33 Players	Tm	Lg	AVG	OBP	SLG	OPS	ISO	SECA	TA	RCON	RC	RC/G	PA	IBB	HBP	SH	SF
OLSON, M.	EA	TY	.289	.389	.532	.921	.243	.397	.948	51.5	121.4	7.6	676	4	9	0	3
SWANSON, D.	EA	TY	.281	.331	.464	.796	.183	.266	.765	21.7	96.1	5.8	659	1	4	1	5
JUDGE, A.	EA	TY	.279	.355	.523	.878	.244	.363	.861	37.8	108.1	6.6	659	0	0	0	2
CANDELARIO, J.	EA	TY	.279	.353	.432	.785	.154	.268	.746	20.7	92.5	5.8	653	0	0	1	0
CALHOUN, K.	EA	TY	.256	.323	.401	.724	.145	.238	.667	.8	22.8	4.6	193	0	0	1	2
ALFORD, A.	EA	TY	.255	.345	.579	.925	.324	.428	.904	10.3	27.0	6.3	165	0	3	0	0
BLACKBURN, P.	EA	TY	.250	.294	.313	.607	.063	.125	.500	-.5	1.6	3.3	18	0	0	1	0
DETWILER, R.	EA	TY	.250	.250	.250	.500	.000	.000	.333	-.6	.6	2.2	9	0	0	1	0
GRISHAM, T.	EA	TY	.249	.317	.397	.714	.148	.278	.705	7.0	60.6	4.7	501	1	2	2	1
GUILLOUME, L.	EA	TY	.236	.313	.257	.570	.021	.132	.486	-5.9	13.1	3.1	164	0	0	1	2
TORRES, G.	EA	TY	.235	.285	.342	.627	.107	.190	.541	-10.0	46.2	3.3	509	0	0	1	5
BERTI, J.	EA	TY	.210	.301	.318	.620	.109	.266	.612	-4.8	27.9	3.4	303	0	2	1	0
HEARN, T.	EA	TY	.208	.240	.250	.490	.042	.083	.350	-1.8	1.5	1.6	30	0	0	5	0
McCANN, J.	EA	TY	.200	.270	.335	.606	.135	.234	.529	-11.7	32.5	3.0	394	3	0	2	2
VANMETER, J.	EA	TY	.194	.252	.335	.587	.141	.220	.506	-7.5	16.3	2.7	210	0	1	0	3
NUNEZ, D.	EA	TY	.189	.272	.370	.641	.181	.294	.593	-4.9	25.4	3.5	265	1	0	0	0
GOODRUM, N.	EA	TY	.188	.274	.325	.599	.137	.256	.552	-8.8	20.4	2.7	265	0	2	2	1
OZUNA, M.	EA	TY	.186	.250	.242	.492	.056	.143	.396	-11.4	10.1	2.0	176	0	0	0	1
GUTIERREZ, K.	EA	TY	.154	.214	.308	.522	.154	.231	.455	-.9	.9	2.2	14	0	0	0	0
PEREZ, M.	EA	TY	.111	.111	.133	.244	.022	.022	.146	-7.4	.7	.4	50	0	0	5	0
McKENZIE, T.	EA	TY	.107	.161	.143	.304	.036	.071	.240	-3.9	1.0	.9	35	0	1	4	1
SNELL, B.	EA	TY	.104	.104	.104	.208	.000	.000	.114	-8.4	.5	.3	50	0	0	2	0
IRVIN, C.	EA	TY	.102	.172	.102	.274	.000	.085	.208	-8.8	1.8	.8	73	0	0	9	0
SHEFFIELD, J.	EA	TY	.091	.091	.091	.182	.000	.000	.100	-4.1	.2	.3	23	0	0	1	0
VELASQUEZ, V.	EA	TY	.050	.095	.050	.145	.000	.050	.105	-4.0	.2	.3	24	0	0	3	0
MILLS, A.	EA	TY	.026	.026	.026	.053	.000	.000	.026	-8.8	.0	.0	44	0	0	6	0
LUGO, S.	EA	TY	.000	.000	.000	.000	.000	.000	.000	-.8	.0	.0	3	0	0	0	0
CISNERO, J.	EA	TY	-	-	-	-	-	-	-	.0	.0	.0	2	0	0	2	0
MINAYA, J.	EA	TY	.000	.000	.000	.000	.000	.000	.000	-.5	.0	.0	2	0	0	0	0
CISHEK, S.	EA	TY	.000	.000	.000	.000	.000	.000	.000	-.3	.0	.0	1	0	0	0	0
NELSON, J.	EA	TY	-	1.000	-	-	-	-	-	.3	.3	-	1	0	0	0	0
OKERT, S.	EA	TY	-	1.000	-	-	-	-	-	.3	.3	-	1	0	0	0	0
THIELBAR, C.	EA	TY	-	-	-	-	-	-	-	.0	-	-	0	0	0	0	0
Eastport Athletics			.240	.311	.398	.709	.158	.266	.659	34.6	698.9	4.3	6172	10	24	51	28





## NEWARK EAGLES 2022 Opening Day Starting Lineup



- 1-Phil Gosselin, 3B
- 2-Christian Arroyo, 2B
- 3-Andrew McCutchen, LF
- 4-Yoshi Tsutsugo, RF
- 5-Ryan Jeffers, C
- 6-Ryan O'Hearn, 1B
- 7-Ryan McKenna, CF
- 8-Andrelton Simmons, SS
- 9-Jose Berrios, P



# **Jim LaFargue**

**4 Ocean Avenue**

**North Middletown, NJ 07748**

**(732) 495-3337**

**[newarkeagles@gmail.com](mailto:newarkeagles@gmail.com)**

23 Pitchers		Tm	Lg	W	L	PCT	SV	ERA	G	GS	CG	SHO	QS	IP	H	R	ER	HR	SO	BB
McKENNA, R.	NE	TY	0	0	-	0	.00	1	0	0	0	0	0	2.0	0	0	0	0	0	0
BERRIOS, J.	BB	TY	6	3	.667	0	2.72	10	10	5	2	6	6	76.0	59	25	23	11	68	21
ALCALA, J.	NE	TY	4	3	.571	0	2.97	40	0	0	0	0	0	66.2	64	23	22	7	78	21
MEGILL, T.			0	0	-	0	3.55	6	0	0	0	0	0	12.2	12	5	5	3	14	5
DUNNING, D.	NE	TY	5	8	.385	0	3.65	21	19	4	1	10	133.0	108	63	54	16	125	51	
ROBLES, H.	NE	TY	4	4	.500	4	3.96	57	0	0	0	0	0	72.2	72	33	32	6	70	64
BUMGARNER, M.	NE	TY	4	11	.267	0	4.31	20	20	4	3	6	6	121.0	139	66	58	19	93	31
ARAUZ, J.	NE	TY	0	0	-	0	4.50	2	0	0	0	0	0	2.0	4	1	1	0	2	2
JOE, C.	NE	TY	0	0	-	0	4.50	1	0	0	0	0	0	2.0	4	3	1	0	0	1
HERNANDEZ, C.	NE	TY	3	5	.375	4	4.57	36	5	1	0	2	2	86.2	90	50	44	11	73	47
FALTER, B.	NE	TY	5	14	.263	0	5.00	34	23	2	1	9	9	172.2	200	104	96	27	182	42
THOMPSON, K.	NE	TY	1	4	.200	2	5.19	40	1	0	0	0	0	60.2	53	39	35	10	59	35
GONZALES, M.	NE	TY	2	15	.118	0	5.33	25	24	2	0	8	8	152.0	173	93	90	26	108	46
DUNN, J.	NE	TY	0	5	.000	1	5.82	16	8	0	0	3	3	55.2	63	40	36	9	49	30
KUHL, C.	NE	TY	2	6	.250	1	5.87	36	4	0	0	0	0	84.1	106	59	55	9	68	49
QUINTANA, J.	NE	TY	5	20	.200	0	6.21	32	26	5	0	7	7	165.1	195	135	114	35	214	85
MEJIA, J.	BB	TY	2	3	.400	0	6.37	6	6	1	1	1	1	29.2	40	23	21	9	27	9
ARROYO, C.	NE	TY	0	2	.000	0	7.71	5	0	0	0	0	0	11.2	15	16	10	1	12	13
CRICHTON, S.			0	1	.000	0	7.84	6	0	0	0	0	0	10.1	14	9	9	4	6	6
PONCE de LEON, D.			1	1	.500	0	8.00	3	2	0	0	0	0	9.0	9	8	8	4	8	8
WATKINS, S.	NE	TY	2	11	.154	0	8.52	23	14	2	0	3	3	99.1	142	110	94	37	89	53
FELIZ, M.			0	0	-	0	9.00	7	0	0	0	0	0	11.0	15	14	11	2	11	6
GOSELIN, P.	NE	TY	0	0	-	0	27.00	1	0	0	0	0	0	1.0	3	3	3	1	0	0
Newark Eagles			46	116	.284	12	5.15	428	162	26	8	55	55	1437.1	1580	922	822	247	1356	625

23 Pitchers		Tm	Lg	SUP/9	R/9	ERA	BF/9	BR/9	H/9	BB/9	SO/9	HR/9	ERPT	OBA	BF	BR	IBB	HB	WP	BK
McKENNA, R.	NE	TY	.0	.00	.00	27.0	.0	.0	.0	.0	.0	.00	.9	.000	6	0	0	0	0	0
BERRIOS, J.	BB	TY	3.7	2.96	2.72	36.0	9.7	7.0	2.5	8.1	1.30	11.3	.212	.255	304	82	0	2	0	0
ALCALA, J.	NE	TY	.0	3.10	2.97	38.2	11.6	8.6	2.0	10.5	.94	8.1	.255	.283	86	6	7	0	0	0
MEGILL, T.			.0	3.55	3.55	39.1	12.1	8.5	3.6	9.9	2.13	.7	.250	.250	55	17	0	0	0	0
DUNNING, D.	NE	TY	3.3	4.26	3.65	37.5	10.7	7.3	3.2	8.5	1.08	6.1	.217	.217	554	158	3	2	1	0
ROBLES, H.	NE	TY	.0	4.09	3.96	42.7	16.2	8.9	7.2	8.7	.74	.8	.258	.258	345	131	6	1	2	0
BUMGARNER, M.	NE	TY	4.2	4.91	4.31	39.6	13.2	10.3	2.2	6.9	1.41	-3.3	.284	.284	533	177	1	8	1	1
ARAUZ, J.	NE	TY	.0	4.50	4.50	54.0	22.5	18.0	4.5	9.0	.00	-.1	.400	.400	12	5	1	0	0	0
JOE, C.	NE	TY	.0	13.50	4.50	54.0	22.5	18.0	4.5	.0	.00	-.1	.400	.400	12	5	0	0	0	0
HERNANDEZ, C.	NE	TY	1.7	5.19	4.57	41.2	14.6	9.3	4.7	7.6	1.14	-4.8	.265	.265	397	141	2	6	3	1
FALTER, B.	NE	TY	2.3	5.42	5.00	39.3	12.9	10.4	2.0	9.5	1.41	-18.0	.287	.287	754	247	4	9	5	0
THOMPSON, K.	NE	TY	.0	5.79	5.19	39.6	13.1	7.9	5.0	8.8	1.48	-7.6	.230	.230	267	88	1	1	0	0
GONZALES, M.	NE	TY	2.7	5.51	5.33	39.2	13.1	10.2	2.6	6.4	1.54	-21.3	.288	.288	662	222	2	5	0	0
DUNN, J.	NE	TY	1.1	6.47	5.82	41.7	15.4	10.2	4.9	7.9	1.46	-10.9	.285	.285	258	95	0	2	1	0
KUHL, C.	NE	TY	1.8	6.30	5.87	43.5	16.8	11.3	4.8	7.3	.96	-16.9	.305	.305	408	157	4	6	3	0
QUINTANA, J.	NE	TY	3.4	7.35	6.21	42.7	15.7	10.6	4.6	11.6	1.91	-39.3	.286	.286	785	288	1	9	2	1
MEJIA, J.	BB	TY	3.6	6.98	6.37	40.7	15.2	12.1	2.7	8.2	2.73	-7.6	.325	.325	134	50	0	1	1	0
ARROYO, C.	NE	TY	.0	12.34	7.71	48.6	20.1	11.6	8.5	9.3	.77	-4.7	.300	.300	63	26	2	0	0	0
CRICHTON, S.			.0	7.84	7.84	45.3	18.3	12.2	5.2	5.2	3.48	-4.3	.311	.311	52	21	0	1	1	0
PONCE de LEON, D.			4.0	8.00	8.00	45.0	19.0	9.0	8.0	8.0	4.00	-3.9	.257	.257	45	19	0	2	0	0
WATKINS, S.	NE	TY	2.7	9.97	8.52	45.0	18.6	12.9	4.8	8.1	3.35	-49.1	.333	.333	497	205	0	10	5	0
FELIZ, M.			.0	11.45	9.00	45.8	19.6	12.3	4.9	9.0	1.64	-6.0	.326	.326	56	24	0	3	0	0
GOSELIN, P.	NE	TY	.0	27.00	27.00	54.0	27.0	27.0	.0	.0	9.00	-2.5	.500	.500	6	3	0	0	0	0
Newark Eagles			2.4	5.77	5.15	40.6	14.1	9.9	3.7	8.5	1.55	-172.7	.276	.276	6488	2247	33	75	25	3

38 Players	Tm	Lg	AVG	G	AB	R	H	2B	3B	HR	TB	RBI	SO	BB	ASB	SB	CS	SBP	GDP
BARRERA, T.	NE	TY	.317	38	82	7	26	3	0	1	32	5	26	12	0	0	0	-	1
JOE, C.	NE	TY	.302	94	202	21	61	9	0	8	94	27	42	30	0	0	0	-	1
GOSELIN, P.	NE	TY	.282	93	294	33	83	14	0	6	115	28	68	19	3	2	1	66.7	2
HERNANDEZ, C.	NE	TY	.273	36	22	5	6	1	0	0	7	2	8	2	0	0	0	-	0
TSUTSUGO, Y.	NE	TY	.260	74	200	23	52	8	0	9	87	26	60	24	0	0	0	-	3
IBANEZ, A.	NE	TY	.260	88	285	34	74	15	2	8	117	26	33	22	0	0	0	-	5
O'HEARN, R.	NE	TY	.248	74	250	21	62	6	1	7	91	25	70	9	0	0	0	-	5
McCORMICK, C.	NE	TY	.243	105	321	33	78	16	0	12	130	36	116	26	1	1	0	100.0	6
DICKERSON, A.	NE	TY	.242	105	269	25	65	6	5	14	123	44	61	21	0	0	0	-	1
GOMES, Y.	NE	TY	.241	94	319	42	77	16	1	13	134	46	73	23	0	0	0	-	7
ARROYO, C.	NE	TY	.222	75	189	21	42	8	0	7	71	18	42	10	0	0	0	-	3
DUBON, M.	NE	TY	.222	65	171	25	38	9	0	6	65	18	42	9	1	1	0	100.0	5
QUINTANA, J.	NE	TY	.222	32	54	3	12	0	0	2	18	6	18	1	0	0	0	-	1
MATEO, J.	NE	TY	.216	56	134	15	29	8	0	1	40	11	48	5	13	11	2	84.6	2
McCUTCHEN, A.	NE	TY	.209	138	497	79	104	16	2	29	211	69	148	76	0	0	0	-	10
SIMMONS, A.	NE	TY	.203	146	492	35	100	18	0	4	130	31	97	51	0	0	0	-	15
ARAUZ, J.	NE	TY	.200	24	40	4	8	2	0	0	10	3	12	9	0	0	0	-	1
McKENNA, R.	NE	TY	.193	142	488	49	94	19	2	6	135	35	202	56	2	0	2	.0	8
GONZALEZ, E.	NE	TY	.192	67	193	12	37	3	0	1	43	11	37	2	0	0	0	-	3
FALTER, B.	NE	TY	.186	34	43	2	8	2	0	0	10	1	20	2	0	0	0	-	1
BROSSEAU, M.	NE	TY	.185	129	421	49	78	12	0	26	168	56	131	33	2	2	0	100.0	8
GONZALES, M.	NE	TY	.176	25	34	4	6	0	0	0	6	0	9	5	0	0	0	-	0
JEFFERS, R.	NE	TY	.155	74	233	20	36	13	1	8	75	20	98	18	0	0	0	-	2
ISBEL, K.	NE	TY	.149	37	67	8	10	4	0	1	17	4	23	4	0	0	0	-	2
DUNNING, D.	NE	TY	.122	21	41	1	5	0	0	0	5	0	10	2	0	0	0	-	3
ROBLES, H.	NE	TY	.111	57	9	0	1	0	0	0	1	1	5	0	0	0	0	-	0
KUHL, C.	NE	TY	.091	36	22	2	2	0	0	0	2	0	12	0	0	0	0	-	0
BERRIOS, J.	BB	TY	.080	10	25	2	2	0	0	0	2	0	11	2	0	0	0	-	0
BUMGARNER, M.	NE	TY	.071	20	28	5	2	0	0	0	2	2	17	16	0	0	0	-	0
DUNN, J.	NE	TY	.067	16	15	0	1	0	0	0	1	0	6	1	0	0	0	-	0
WATKINS, S.	NE	TY	.063	23	32	1	2	0	0	0	2	2	11	1	0	0	0	-	1
ALCALA, J.	NE	TY	.000	40	7	0	0	0	0	0	0	0	2	1	0	0	0	-	0
MEJIA, J.	BB	TY	.000	6	6	0	0	0	0	0	0	0	2	0	0	0	0	-	0
THOMPSON, K.	NE	TY	.000	40	2	0	0	0	0	0	0	0	1	1	0	0	0	-	1
FELIZ, M.			.000	7	2	0	0	0	0	0	0	0	0	0	0	0	0	-	0
MEGILL, T.			.000	6	2	0	0	0	0	0	0	0	1	0	0	0	0	-	0
PONCE de LEON, D.			.000	3	2	0	0	0	0	0	0	0	2	0	0	0	0	-	0
CRICHTON, S.			.000	6	1	0	0	0	0	0	0	0	0	0	0	0	0	-	0
Newark Eagles			.219	2136	5494	581	1201	208	14	169	1944	553	1564	493	22	17	5	77.3	97

38 Players	Tm	Lg	AVG	OBP	SLG	OPS	ISO	SECA	TA	RCON	RC	RC/G	PA	IBB	HBP	SH	SF
BARRERA, T.	NE	TY	.317	.417	.390	.807	.073	.220	.807	4.5	14.5	6.9	96	0	2	0	0
JOE, C.	NE	TY	.302	.389	.465	.854	.163	.312	.873	13.3	39.6	7.4	234	0	0	0	2
GOSELIN, P.	NE	TY	.282	.326	.391	.717	.109	.177	.640	2.4	38.7	4.8	317	0	1	1	2
HERNANDEZ, C.	NE	TY	.273	.333	.318	.652	.045	.136	.563	-2	2.6	4.0	26	0	0	2	0
TSUTSUGO, Y.	NE	TY	.260	.339	.435	.774	.175	.295	.735	6.0	30.3	5.4	224	1	0	0	0
IBANEZ, A.	NE	TY	.260	.318	.411	.729	.151	.228	.657	3.3	37.4	4.7	311	1	3	0	1
O'HEARN, R.	NE	TY	.248	.272	.364	.636	.116	.152	.518	-6.3	23.8	3.3	261	1	0	0	2
McCORMICK, C.	NE	TY	.243	.299	.405	.704	.162	.246	.631	.7	38.8	4.2	348	0	0	0	1
DICKERSON, A.	NE	TY	.242	.298	.457	.755	.216	.294	.707	4.2	38.1	5.0	292	0	1	0	1
GOMES, Y.	NE	TY	.241	.303	.420	.723	.179	.251	.659	3.0	40.7	4.3	353	1	7	0	4
ARROYO, C.	NE	TY	.222	.290	.376	.666	.153	.206	.600	-1.9	21.3	3.8	210	0	9	0	2
DUBON, M.	NE	TY	.222	.260	.380	.640	.158	.216	.543	-3.8	15.9	3.1	181	0	0	0	1
QUINTANA, J.	NE	TY	.222	.236	.333	.570	.111	.130	.442	-2.8	4.1	2.4	58	0	0	3	0
MATEO, J.	NE	TY	.216	.279	.299	.577	.082	.187	.578	-3.2	12.4	3.0	147	1	7	0	1
McCUTCHEN, A.	NE	TY	.209	.313	.425	.737	.215	.368	.712	8.5	68.5	4.6	576	1	0	0	3
SIMMONS, A.	NE	TY	.203	.281	.264	.545	.061	.165	.450	-24.6	36.5	2.4	547	0	2	2	0
ARAUZ, J.	NE	TY	.200	.347	.250	.597	.050	.275	.576	-.7	4.0	3.3	49	0	0	0	0
McKENNA, R.	NE	TY	.193	.281	.277	.557	.084	.195	.483	-23.4	39.6	2.6	549	0	4	0	1
GONZALEZ, E.	NE	TY	.192	.200	.223	.423	.031	.041	.283	-19.4	8.1	1.4	196	0	0	1	0
FALTER, B.	NE	TY	.186	.217	.233	.450	.047	.093	.333	-3.7	2.4	1.6	50	0	0	4	1
BROSSEAU, M.	NE	TY	.185	.249	.399	.649	.214	.297	.590	-8.5	41.8	3.2	463	0	4	0	3
GONZALES, M.	NE	TY	.176	.282	.176	.459	.000	.147	.393	-2.6	3.0	2.0	52	0	0	13	0
JEFFERS, R.	NE	TY	.155	.220	.322	.541	.167	.245	.477	-13.6	17.2	2.3	255	0	2	0	2
ISBEL, K.	NE	TY	.149	.197	.254	.451	.104	.164	.356	-6.0	3.0	1.4	71	0	0	0	0
DUNNING, D.	NE	TY	.122	.163	.122	.285	.000	.049	.179	-6.0	.7	.4	48	0	0	5	0
ROBLES, H.	NE	TY	.111	.111	.111	.222	.000	.000	.125	-1.5	.2	.5	10	0	0	1	0
KUHL, C.	NE	TY	.091	.091	.091	.182	.000	.000	.100	-4.1	.2	.3	23	0	0	1	0
BERRIOS, J.	BB	TY	.080	.148	.080	.228	.000	.080	.174	-4.2	.5	.5	29	0	0	2	0
BUMGARNER, M.	NE	TY	.071	.422	.071	.494	.000	.571	.731	.0	2.9	2.9	46	0	1	1	0
DUNN, J.	NE	TY	.067	.125	.067	.192	.000	.067	.143	-2.7	.2	.3	17	1	0	1	0
WATKINS, S.	NE	TY	.063	.091	.063	.153	.000	.031	.097	-6.3	.2	.2	35	0	0	2	0
ALCALA, J.	NE	TY	.000	.125	.000	.125	.000	.143	.143	-1.4	.1	.4	10	0	0	2	0
MEJIA, J.	BB	TY	.000	.000	.000	.000	.000	.000	.000	-1.5	.0	.0	9	0	0	3	0
THOMPSON, K.	NE	TY	.000	.333	.000	.333	.000	.500	.333	-.2	.0	.0	4	1	0	1	0
FELIZ, M.			.000	.000	.000	.000	.000	.000	.000	-.5	.0	.0	2	0	0	0	0
MEGILL, T.			.000	.000	.000	.000	.000	.000	.000	-.5	.0	.0	2	0	0	0	0
PONCE de LEON, D.			.000	.000	.000	.000	.000	.000	.000	-.5	.0	.0	2	0	0	0	0
CRICHTON, S.			.000	.000	.000	.000	.000	.000	.000	-.3	.0	.0	1	0	0	0	0
Newark Eagles			.219	.287	.354	.641	.135	.227	.568	-104.4	570.1	3.4	6104	8	43	45	27



**CENTRAL**



**DIVISION**

*MMXX*

*Maubeshia*

**FREEMAN**





**WAUKESHA FREEMEN 2022 Opening Day Starting Lineup**  
1-Whit Merrifield, 2B    2-Leury Garcia, RF    3-Bo Bichette, SS  
4- Tyler O'Neill, LF    5-Christian Yelich, CF    6-Yandy Diaz, 1B  
7-Cavan Biggio, 3B    8-Tomas Nido, C    9-Julio Urias, P



# **Ken Sajdak**

**W221N2782 Timberwood Lane**

**Waukesha, WI 53186**

**(262) 544-1334**

**ken@sajdak.us**

17 Pitchers	Tm	Lg	W	L	PCT	SV	ERA	G	GS	CG	SHO	QS	IP	H	R	ER	HR	SO	BB
HADER, J.	WA	TY	3	2	.600	30	.47	55	0	0	0	0	57.2	15	5	3	1	64	19
WILLIAMS, D.	WA	TY	4	1	.800	5	1.41	51	0	0	0	0	57.1	19	11	9	4	65	26
RUIZ, J.	WA	TY	4	2	.667	2	1.50	56	0	0	0	0	66.0	35	14	11	6	70	14
BURNES, C.	WA	TY	14	4	.778	0	2.03	26	26	2	2	19	172.2	115	43	39	10	216	39
THOMPSON, M.	WA	TY	0	0	-	0	2.20	14	0	0	0	0	16.1	15	5	4	1	17	7
MAY, T.	WA	TY	1	1	.500	2	2.23	30	0	0	0	0	40.1	24	10	10	2	62	17
URIAS, J.	WA	TY	15	8	.652	0	2.59	30	30	1	0	19	188.0	133	70	54	23	162	43
LAUER, E.	WA	TY	13	5	.722	0	2.85	20	20	1	1	17	123.0	88	44	39	13	110	43
BASSITT, C.	WA	TY	11	7	.611	0	3.07	26	26	0	0	18	161.1	118	61	55	19	128	48
FUNKHOUSER, K.	WA	TY	5	2	.714	2	3.17	42	1	0	0	0	65.1	53	27	23	7	54	33
GILBREATH, L.	WA	TY	4	0	1.000	0	3.18	35	0	0	0	0	45.1	35	23	16	8	44	26
MATZEK, T.	WA	TY	5	4	.556	4	3.19	60	0	0	0	0	62.0	43	26	22	12	65	29
LANGE, A.	WA	TY	2	1	.667	0	3.56	20	0	0	0	0	30.1	29	13	12	6	26	5
SHEFFIELD, J.	WA	TY	2	0	1.000	1	3.80	23	0	0	0	0	23.2	19	17	10	5	22	20
GIBSON, K.	WA	TY	10	11	.476	0	3.85	30	30	1	0	15	175.1	156	84	75	22	135	69
ESPINO, P.	WA	TY	4	8	.333	0	4.08	18	18	0	0	8	110.1	106	60	50	23	108	24
WEATHERS, R.	WA	TY	4	5	.444	0	6.83	11	11	0	0	5	58.0	63	46	44	9	51	29
Waukesha Freeman			101	61	.623	46	2.95	547	162	5	3	101	1453.0	1066	559	476	171	1399	491
17 Pitchers	Tm	Lg	SUP/9	R/9	ERA	BF/9	BR/9	H/9	BB/9	SO/9	HR/9	ERPT	OBA	BF	BR	IBB	HB	WP	BK
HADER, J.	WA	TY	.0	.78	.47	31.8	5.3	2.3	3.0	10.0	.16	23.1	.082	204	34	0	0	1	0
WILLIAMS, D.	WA	TY	.0	1.73	1.41	33.1	6.8	3.0	3.6	10.2	.63	16.9	.103	211	43	3	1	0	0
RUIZ, J.	WA	TY	.0	1.91	1.50	32.7	6.5	4.8	1.8	9.5	.82	18.8	.156	240	48	1	0	0	0
BURNES, C.	WA	TY	4.3	2.24	2.03	34.9	8.3	6.0	2.0	11.3	.52	39.0	.187	670	160	0	6	3	0
THOMPSON, M.	WA	TY	.0	2.76	2.20	38.0	12.1	8.3	3.9	9.4	.55	3.4	.242	69	22	0	0	1	0
MAY, T.	WA	TY	.0	2.23	2.23	35.9	9.1	5.4	3.8	13.8	.45	8.2	.168	161	41	0	0	1	0
URIAS, J.	WA	TY	3.6	3.35	2.59	35.4	8.6	6.4	2.0	7.8	1.10	30.9	.194	740	180	1	5	0	1
LAUER, E.	WA	TY	5.4	3.22	2.85	36.5	10.0	6.4	3.1	8.0	.95	16.6	.198	499	137	0	6	0	0
BASSITT, C.	WA	TY	4.4	3.40	3.07	36.0	9.3	6.6	2.5	7.1	1.06	17.9	.201	646	167	3	4	5	2
FUNKHOUSER, K.	WA	TY	.3	3.72	3.17	38.3	11.8	7.3	4.3	7.4	.96	6.5	.222	278	86	2	2	2	0
GILBREATH, L.	WA	TY	.0	4.57	3.18	39.5	12.3	6.9	4.8	8.7	1.59	4.5	.208	199	62	2	3	0	0
MATZEK, T.	WA	TY	.0	3.77	3.19	38.0	10.7	6.2	4.1	9.4	1.74	6.0	.189	262	74	1	3	0	0
LANGE, A.	WA	TY	.0	3.86	3.56	37.1	10.1	8.6	1.5	7.7	1.78	1.7	.244	125	34	0	0	1	0
SHEFFIELD, J.	WA	TY	.0	6.46	3.80	43.0	14.8	7.2	7.2	8.4	1.90	.7	.207	113	39	1	1	1	0
GIBSON, K.	WA	TY	4.9	4.31	3.85	38.3	12.0	8.0	3.5	6.9	1.13	4.2	.238	746	233	1	9	1	1
ESPINO, P.	WA	TY	4.0	4.89	4.08	37.9	11.3	8.6	1.9	8.8	1.88	-.2	.249	465	139	1	10	0	0
WEATHERS, R.	WA	TY	5.9	7.14	6.83	40.3	14.3	9.8	4.3	7.9	1.40	-17.8	.281	260	92	1	1	0	0
Waukesha Freeman			3.1	3.46	2.95	36.5	9.9	6.6	2.9	8.7	1.06	180.4	.202	5888	1591	17	51	16	4

34 Players	Tm	Lg	AVG	G	AB	R	H	2B	3B	HR	TB	RBI	SO	BB	ASB	SB	CS	SBP	GDP
ESPINAL, S.	WA	TY	.298	106	238	29	71	13	0	3	93	32	41	18	2	2	0	100.0	5
HOSMER, E.	WA	TY	.298	141	460	62	137	27	0	18	218	60	90	55	2	1	1	50.0	6
BICHETTE, B.	WA	TY	.279	162	649	103	181	30	1	31	306	103	167	38	13	12	1	92.3	3
CARLSON, D.	WA	TY	.274	141	518	76	142	34	7	17	241	74	115	51	1	1	0	100.0	4
REYES, V.	WA	TY	.263	63	95	17	25	7	1	7	55	14	20	3	2	2	0	100.0	2
PINA, M.	WA	TY	.260	53	100	20	26	6	0	8	56	22	23	18	0	0	0	-	1
MERRIFIELD, W.	WA	TY	.254	162	685	104	174	34	2	12	248	60	108	40	49	47	2	95.9	7
GILBREATH, L.	WA	TY	.250	35	4	1	1	1	0	0	2	0	2	0	0	0	0	-	0
RUIZ, J.	WA	TY	.250	57	4	1	1	0	0	0	1	0	0	0	0	0	0	-	0
HANIGER, M.	WA	TY	.246	149	564	83	139	18	3	37	274	118	151	46	1	1	0	100.0	10
GARCIA, L.	WA	TY	.233	89	163	15	38	5	1	0	45	6	39	18	2	1	1	50.0	2
DIAZ, Y.	WA	TY	.231	118	411	42	95	22	2	11	154	40	71	50	1	1	0	100.0	5
KELLY, C.	WA	TY	.223	85	260	32	58	9	0	14	109	37	58	26	1	1	0	100.0	8
YELICH, C.	WA	TY	.221	121	390	49	86	22	2	8	136	38	109	49	12	8	4	66.7	4
BIGGIO, C.	WA	TY	.214	63	117	7	25	5	1	3	41	10	36	12	0	0	0	-	1
O'NEILL, T.	WA	TY	.212	92	278	34	59	8	2	16	119	40	91	35	6	5	1	83.3	4
LAUER, E.	WA	TY	.194	20	36	7	7	0	0	0	7	3	16	5	0	0	0	-	1
RIVERA, E.	WA	TY	.194	17	36	3	7	1	0	0	8	0	10	4	1	1	0	100.0	0
WEATHERS, R.	WA	TY	.182	11	22	3	4	0	0	0	4	0	9	0	0	0	0	-	0
BASSITT, C.	WA	TY	.176	26	51	5	9	1	0	0	10	3	18	3	0	0	0	-	1
NIDO, T.	WA	TY	.173	57	150	8	26	3	0	3	38	7	50	5	1	0	1	.0	6
URIAS, J.	WA	TY	.153	30	59	4	9	1	0	0	10	2	13	0	0	0	0	-	1
GREINER, G.	WA	TY	.146	14	41	3	6	2	0	0	8	3	20	3	0	0	0	-	0
BURNES, C.	WA	TY	.135	26	52	4	7	0	0	0	7	1	26	5	0	0	0	-	1
GIBSON, K.	WA	TY	.132	30	53	5	7	0	0	1	10	1	22	0	0	0	0	-	0
ESPINO, P.	WA	TY	.088	18	34	1	3	0	0	0	3	4	24	0	0	0	0	-	0
FUNKHOUSER, K.	WA	TY	.000	42	5	1	0	0	0	0	0	0	3	1	0	0	0	-	0
HADER, J.	WA	TY	.000	55	3	0	0	0	0	0	0	0	0	0	0	0	0	-	0
LANGE, A.	WA	TY	.000	20	2	0	0	0	0	0	0	0	1	0	0	0	0	-	0
MATZEK, T.	WA	TY	.000	60	1	0	0	0	0	0	0	0	0	0	0	0	0	-	0
MAY, T.	WA	TY	.000	30	1	0	0	0	0	0	0	0	0	0	0	0	0	-	1
SHEFFIELD, J.	WA	TY	-	23	0	0	0	0	0	0	0	0	0	0	0	0	0	-	0
THOMPSON, M.	WA	TY	-	14	0	0	0	0	0	0	0	0	0	0	0	0	0	-	0
WILLIAMS, D.	WA	TY	-	51	0	0	0	0	0	0	0	0	0	0	0	0	0	-	0
Waukesha Freeman			.245	2181	5482	719	1343	249	22	189	2203	678	1333	485	94	83	11	88.3	73

34 Players	Tm	Lg	AVG	OBP	SLG	OPS	ISO	SECA	TA	RCON	RC	RC/G	PA	IBB	HBP	SH	SF
ESPINAL, S.	WA	TY	.298	.342	.391	.733	.092	.176	.657	4.7	32.6	5.0	260	0	0	0	4
HOSMER, E.	WA	TY	.298	.379	.474	.852	.176	.296	.848	28.2	85.8	7.0	523	2	6	0	2
BICHETTE, B.	WA	TY	.279	.319	.471	.791	.193	.268	.761	22.7	102.1	5.8	696	0	3	0	5
CARLSON, D.	WA	TY	.274	.353	.465	.818	.191	.292	.805	24.2	89.6	6.3	584	1	13	0	2
REYES, V.	WA	TY	.263	.286	.579	.865	.316	.368	.833	5.1	15.1	5.7	98	0	0	0	0
PINA, M.	WA	TY	.260	.398	.560	.958	.300	.480	1.053	10.6	24.0	8.6	123	2	5	0	0
MERRIFIELD, W.	WA	TY	.254	.295	.362	.657	.108	.232	.648	3.0	80.9	4.2	732	0	2	0	5
GILBREATH, L.	WA	TY	.250	.250	.500	.750	.250	.250	.667	.1	.5	4.5	4	0	0	0	0
RUIZ, J.	WA	TY	.250	.250	.250	.500	.000	.000	.333	-.3	.3	2.3	4	0	0	0	0
HANIGER, M.	WA	TY	.246	.305	.486	.791	.239	.323	.745	16.7	83.2	5.1	617	4	3	0	4
GARCIA, L.	WA	TY	.233	.317	.276	.593	.043	.153	.516	-5.2	15.3	3.2	184	0	2	1	0
DIAZ, Y.	WA	TY	.231	.315	.375	.689	.144	.268	.642	.8	51.2	4.3	465	1	1	0	2
KELLY, C.	WA	TY	.223	.306	.419	.725	.196	.300	.676	3.3	33.2	4.2	294	0	6	0	2
YELICH, C.	WA	TY	.221	.310	.349	.659	.128	.264	.625	-3.5	44.9	3.9	442	0	2	0	1
BIGGIO, C.	WA	TY	.214	.290	.350	.641	.137	.239	.581	-2.1	12.7	3.6	131	0	1	0	1
O'NEILL, T.	WA	TY	.212	.329	.428	.757	.216	.356	.772	8.3	42.1	5.1	328	3	14	0	1
LAUER, E.	WA	TY	.194	.310	.194	.504	.000	.139	.433	-2.0	2.7	2.2	45	0	1	3	0
RIVERA, E.	WA	TY	.194	.275	.222	.497	.028	.167	.448	-2.1	2.6	2.4	40	0	0	0	0
WEATHERS, R.	WA	TY	.182	.182	.182	.364	.000	.000	.222	-2.7	.8	1.1	24	0	0	2	0
BASSITT, C.	WA	TY	.176	.222	.196	.418	.020	.078	.302	-5.0	2.3	1.4	56	0	0	2	0
NIDO, T.	WA	TY	.173	.220	.253	.473	.080	.107	.359	-12.8	7.1	1.4	160	2	4	1	0
URIAS, J.	WA	TY	.153	.150	.169	.319	.017	.017	.196	-8.0	1.7	.8	66	0	0	6	1
GREINER, G.	WA	TY	.146	.205	.195	.400	.049	.122	.314	-4.3	1.8	1.4	44	0	0	0	0
BURNES, C.	WA	TY	.135	.207	.135	.342	.000	.096	.261	-6.4	2.0	1.0	63	0	0	5	1
GIBSON, K.	WA	TY	.132	.132	.189	.321	.057	.057	.217	-7.3	1.7	.8	62	0	0	9	0
ESPINO, P.	WA	TY	.088	.088	.088	.176	.000	.000	.097	-6.4	.4	.3	39	0	0	5	0
FUNKHOUSER, K.	WA	TY	.000	.286	.000	.286	.000	.200	.400	-.6	.3	1.2	8	0	1	1	0
HADER, J.	WA	TY	.000	.000	.000	.000	.000	.000	.000	-.8	.0	.0	3	0	0	0	0
LANGE, A.	WA	TY	.000	.000	.000	.000	.000	.000	.000	-.5	.0	.0	2	0	0	0	0
MATZEK, T.	WA	TY	.000	.000	.000	.000	.000	.000	.000	-.3	.0	.0	1	0	0	0	0
MAY, T.	WA	TY	.000	.000	.000	.000	.000	.000	.000	-.3	-.0	-.0	1	0	0	0	0
SHEFFIELD, J.	WA	TY	-	-	-	-	-	-	-	.0	-	-	0	0	0	0	0
THOMPSON, M.	WA	TY	-	-	-	-	-	-	-	.0	-	-	0	0	0	0	0
WILLIAMS, D.	WA	TY	-	-	-	-	-	-	-	.0	-	-	0	0	0	0	0
Waukesha Freeman			.245	.312	.402	.714	.157	.258	.671	57.1	717.4	4.5	6099	15	64	35	31

CITY OF EVANSTON



**BEEES**

COOK COUNTY  
ILLINOIS

# EVANSTON BEES 2022 Opening Day Starting Lineup

1-Tommy Edman, RF 2-Jake Cronenworth, 2B 3-Marcus Semien, SS 4-Kyle Tucker, CF  
5-Joey Votto, 1B 6-Austin Meadows, LF 7-Ha-Seong Kim, 3B 8-Danny Jansen, C  
9-Nathan Eovaldi, P



# **Al Keefer**

**2617 Princeton Ave**

**Evanston, IL 60201**

**(847) 328-8173**

**[alkeefe@comcast.net](mailto:alkeefe@comcast.net)**





17 Pitchers	Tm	Lg	W	L	PCT	SV	ERA	G	GS	CG	SHO	QS	IP	H	R	ER	HR	SO	BB
HOWARD, S.	EB	TY	0	0	-	0	.00	3	0	0	0	0	3.0	2	0	0	0	7	0
TATE, D.	EB	TY	0	0	-	0	1.33	26	0	0	0	0	27.0	25	5	4	2	17	7
CRISMATT, N.	EB	TY	4	2	.667	0	1.98	53	0	0	0	0	82.0	79	30	18	8	67	13
LOAISIGA, J.	EB	TY	6	4	.600	34	2.24	58	0	0	0	0	72.1	51	19	18	6	67	24
STEPHENSON, R.	EB	TY	4	1	.800	3	2.62	37	0	0	0	0	44.2	41	16	13	6	45	19
LAMET, D.	EB	TY	3	2	.600	0	2.97	10	4	0	0	3	30.1	37	13	10	3	38	11
WELLS, T.	EB	TY	2	1	.667	0	3.34	42	0	0	0	0	56.2	37	24	21	6	66	13
EOVALDI, N.	EB	TY	17	6	.739	0	3.41	31	31	3	3	21	203.1	181	77	77	20	193	72
SCHERZER, M.	EB	TY	14	10	.583	0	3.43	30	30	1	0	20	194.0	141	79	74	25	229	67
GUTIERREZ, V.	EB	TY	6	7	.462	0	3.62	21	19	1	1	12	114.1	126	49	46	16	93	43
SEWALD, P.	EB	TY	5	4	.556	2	3.86	50	0	0	0	0	72.1	54	35	31	14	94	19
DIAZ, E.	EB	TY	3	3	.500	0	4.34	47	0	0	0	0	58.0	40	32	28	10	76	22
MAYERS, M.	EB	TY	4	1	.800	0	4.50	55	0	0	0	0	72.0	76	38	36	14	76	28
HEANEY, A.	EB	TY	7	6	.538	0	4.90	20	20	4	1	10	121.1	121	74	66	30	136	36
STRIPLING, R.	EB	TY	4	2	.667	0	5.16	12	12	1	1	4	68.0	71	41	39	9	56	31
KAPRIELIAN, J.	EB	TY	6	9	.400	0	5.64	24	24	2	0	5	127.2	146	94	80	20	139	53
FREELAND, K.	EB	TY	10	9	.526	0	5.80	22	22	2	1	11	118.0	117	80	76	20	99	54
Evanston Bees			95	67	.586	39	3.91	541	162	14	7	86	1465.0	1345	706	637	209	1498	512

17 Pitchers	Tm	Lg	SUP/9	R/9	ERA	BF/9	BR/9	H/9	BB/9	SO/9	HR/9	ERPT	OBA	BF	BR	IBB	HB	WP	BK
HOWARD, S.	EB	TY	.0	.00	.00	33.0	6.0	6.0	.0	21.0	.00	1.4	.182	11	2	0	0	0	0
TATE, D.	EB	TY	.0	1.67	1.33	36.3	12.0	8.3	2.3	5.7	.67	8.2	.258	109	36	0	4	1	0
CRISMATT, N.	EB	TY	.0	3.29	1.98	36.4	10.2	8.7	1.3	7.4	.88	19.0	.255	332	93	1	2	5	0
LOAISIGA, J.	EB	TY	.0	2.36	2.24	36.2	10.0	6.3	2.9	8.3	.75	14.7	.196	291	80	1	6	1	1
STEPHENSON, R.	EB	TY	.0	3.22	2.62	39.1	12.5	8.3	3.8	9.1	1.21	7.2	.238	194	62	0	2	0	0
LAMET, D.	EB	TY	4.2	3.86	2.97	40.6	13.9	11.0	3.0	11.3	.89	3.7	.303	137	47	1	0	1	0
WELLS, T.	EB	TY	.0	3.81	3.34	35.1	8.3	5.9	1.7	10.5	.95	4.6	.182	221	52	2	4	0	0
EOVALDI, N.	EB	TY	4.6	3.41	3.41	37.7	11.6	8.0	3.1	8.5	.89	14.9	.238	852	262	2	11	1	0
SCHERZER, M.	EB	TY	4.7	3.66	3.43	36.5	9.9	6.5	3.1	10.6	1.16	13.6	.200	787	213	1	6	1	0
GUTIERREZ, V.	EB	TY	4.2	3.86	3.62	39.1	13.5	9.9	3.4	7.3	1.26	5.6	.283	497	172	0	3	0	0
SEWALD, P.	EB	TY	.0	4.35	3.86	35.7	9.0	6.7	2.2	11.7	1.74	1.7	.205	287	72	1	0	0	0
DIAZ, E.	EB	TY	.0	4.97	4.34	37.9	9.9	6.2	2.9	11.8	1.55	-1.8	.184	244	64	3	5	3	1
MAYERS, M.	EB	TY	.0	4.75	4.50	39.8	13.3	9.5	3.4	9.5	1.75	-3.5	.267	318	106	1	3	0	0
HEANEY, A.	EB	TY	5.6	5.49	4.90	38.8	12.0	9.0	2.7	10.1	2.23	-11.2	.253	523	162	0	5	1	0
STRIPLING, R.	EB	TY	6.6	5.43	5.16	40.2	13.8	9.4	4.1	7.4	1.19	-8.3	.267	304	104	0	2	0	0
KAPRIELIAN, J.	EB	TY	6.6	6.63	5.64	40.8	14.4	10.3	3.7	9.8	1.41	-22.3	.283	579	204	0	5	1	0
FREELAND, K.	EB	TY	8.2	6.10	5.80	39.9	13.4	8.9	4.0	7.6	1.53	-22.7	.257	523	176	1	6	0	0
Evanston Bees			3.7	4.34	3.91	38.1	11.7	8.3	3.1	9.2	1.28	24.8	.242	6209	1907	14	64	15	2


33 Players	Tm	Lg	AVG	G	AB	R	H	2B	3B	HR	TB	RBI	SO	BB	ASB	SB	CS	SBP	GDP
TATE, D.	EB	TY	1.000	26	1	0	1	0	0	0	1	0	0	0	0	0	0	-	0
WELLS, T.	EB	TY	.500	42	2	0	1	0	0	0	1	0	0	0	0	0	0	-	0
CHAVIS, M.	EB	TY	.366	38	41	3	15	5	0	1	23	3	10	1	0	0	0	-	2
TUCKER, K.	EB	TY	.310	145	535	91	166	41	1	33	308	103	88	43	27	27	0	100.0	9
CRONENWORTH, J.	EB	TY	.303	148	607	106	184	48	6	24	316	93	82	52	8	4	4	50.0	6
EDMAN, T.	EB	TY	.269	161	691	127	186	41	3	14	275	62	102	48	45	40	5	88.9	8
SEMIEN, M.	EB	TY	.266	162	677	110	180	38	1	43	349	113	163	46	26	19	7	73.1	6
VOTTO, J.	EB	TY	.261	139	436	75	114	20	1	38	250	91	105	60	0	0	0	-	6
KIM, H.	EB	TY	.253	121	293	38	74	20	2	13	137	56	67	32	9	9	0	100.0	8
STRIPLING, R.	EB	TY	.250	12	24	4	6	3	0	0	9	2	8	1	0	0	0	-	0
MEADOWS, A.	EB	TY	.240	134	416	61	100	24	3	23	199	75	101	44	4	2	2	50.0	4
HAASE, E.	EB	TY	.240	120	346	45	83	15	0	25	173	60	116	28	0	0	0	-	4
ENGEL, A.	EB	TY	.237	77	135	18	32	6	0	5	53	17	18	14	11	10	1	90.9	1
KEPLER, M.	EB	TY	.235	118	213	34	50	11	0	9	88	25	52	27	10	10	0	100.0	3
HAMPSON, G.	EB	TY	.223	113	238	34	53	4	2	7	82	21	66	8	19	15	4	78.9	1
FREELAND, K.	EB	TY	.217	22	46	7	10	1	0	0	11	3	18	2	0	0	0	-	1
FRANCO, M.	EB	TY	.210	81	229	22	48	15	0	6	81	23	39	13	0	0	0	-	5
STASSI, M.	EB	TY	.206	88	180	23	37	9	1	2	54	21	62	32	0	0	0	-	4
HEANEY, A.	EB	TY	.190	20	42	3	8	1	0	1	12	8	18	3	0	0	0	-	0
JANSEN, D.	EB	TY	.187	90	155	15	29	11	0	2	46	11	44	15	0	0	0	-	6
GUTIERREZ, V.	EB	TY	.156	21	32	3	5	0	0	0	5	0	14	2	0	0	0	-	0
CULBERSON, C.	EB	TY	.152	60	112	14	17	10	0	0	27	7	25	5	2	2	0	100.0	2
LAMET, D.	EB	TY	.143	10	7	1	1	1	0	0	2	0	1	2	0	0	0	-	0
KAPRIELIAN, J.	EB	TY	.140	24	43	2	6	1	0	0	7	2	17	2	0	0	0	-	0
EOVALDI, N.	EB	TY	.125	31	64	3	8	0	1	0	10	2	28	2	0	0	0	-	1
SCHERZER, M.	EB	TY	.033	30	61	4	2	0	0	0	2	1	33	1	0	0	0	-	0
CRISMATT, N.	EB	TY	.000	53	3	0	0	0	0	0	0	0	0	1	0	0	0	-	0
MAYERS, M.	EB	TY	.000	55	3	1	0	0	0	0	0	0	1	1	0	0	0	-	0
LOAISIGA, J.	EB	TY	.000	58	2	0	0	0	0	0	0	0	1	0	0	0	0	-	0
STEPHENSON, R.	EB	TY	.000	37	2	0	0	0	0	0	0	0	0	0	0	0	0	-	0
DIAZ, E.	EB	TY	.000	47	1	0	0	0	0	0	0	0	0	0	0	0	0	-	0
SEWALD, P.	EB	TY	.000	50	1	0	0	0	0	0	0	0	0	0	0	0	0	-	0
HOWARD, S.	EB	TY	-	3	0	0	0	0	0	0	0	0	0	0	0	0	0	-	0
Evanston Bees			.251	2336	5638	844	1416	325	21	246	2521	799	1279	485	161	138	23	85.7	77

33 Players	Tm	Lg	AVG	OBP	SLG	OPS	ISO	SECA	TA	RCON	RC	RC/G	PA	IBB	HBP	SH	SF
TATE, D.	EB	TY	1.000	1.000	1.000	2.000	.000	.000	-	.5	1.0	-	1	0	0	0	0
WELLS, T.	EB	TY	.500	.500	.500	1.000	.000	.000	1.000	.2	.5	13.5	2	0	0	0	0
CHAVIS, M.	EB	TY	.366	.409	.561	.970	.195	.220	.929	4.0	8.6	8.3	44	0	2	0	0
TUCKER, K.	EB	TY	.310	.358	.576	.934	.265	.396	1.000	51.9	114.8	8.1	583	4	0	0	5
CRONENWORTH, J.	EB	TY	.303	.363	.521	.884	.217	.303	.871	38.7	115.5	7.2	664	3	5	0	0
EDMAN, T.	EB	TY	.269	.319	.398	.717	.129	.249	.707	13.9	93.4	4.8	744	0	3	0	2
SEMIEN, M.	EB	TY	.266	.313	.516	.828	.250	.335	.816	29.8	109.8	5.8	729	4	2	0	4
VOTTO, J.	EB	TY	.261	.349	.573	.923	.312	.450	.951	35.5	90.3	7.3	504	6	2	0	6
KIM, H.	EB	TY	.253	.326	.468	.794	.215	.355	.793	13.3	46.1	5.3	333	1	2	2	4
STRIPLING, R.	EB	TY	.250	.280	.375	.655	.125	.167	.556	-.4	2.6	3.7	26	0	0	1	0
MEADOWS, A.	EB	TY	.240	.315	.478	.794	.238	.344	.770	13.4	64.5	5.4	466	3	3	0	3
HAASE, E.	EB	TY	.240	.302	.500	.802	.260	.341	.764	11.3	52.7	5.3	378	2	3	0	1
ENGEL, A.	EB	TY	.237	.327	.393	.719	.156	.326	.771	4.0	19.4	5.0	153	4	4	0	0
KEPLER, M.	EB	TY	.235	.328	.413	.741	.178	.352	.771	7.3	32.1	5.2	245	0	3	1	1
HAMPSON, G.	EB	TY	.223	.246	.345	.591	.122	.202	.553	-8.1	21.0	3.0	248	0	0	0	2
FREELAND, K.	EB	TY	.217	.250	.239	.489	.022	.065	.351	-3.4	2.9	1.9	52	0	0	4	0
FRANCO, M.	EB	TY	.210	.252	.354	.606	.144	.201	.511	-7.8	20.0	2.8	247	0	1	1	3
STASSI, M.	EB	TY	.206	.347	.300	.647	.094	.272	.639	-.0	21.0	3.8	222	6	8	0	2
HEANEY, A.	EB	TY	.190	.244	.286	.530	.095	.167	.441	-2.5	3.1	2.5	45	0	0	0	0
JANSEN, D.	EB	TY	.187	.262	.297	.558	.110	.206	.470	-7.3	11.3	2.3	173	3	1	0	1
GUTIERREZ, V.	EB	TY	.156	.206	.156	.362	.000	.063	.259	-3.8	1.6	1.2	41	0	0	7	0
CULBERSON, C.	EB	TY	.152	.193	.241	.434	.089	.152	.361	-9.9	5.3	1.5	119	0	1	0	1
LAMET, D.	EB	TY	.143	.333	.286	.619	.143	.429	.667	-.0	.9	3.5	10	0	0	1	0
KAPRIELIAN, J.	EB	TY	.140	.178	.163	.341	.023	.070	.243	-5.5	1.5	1.0	47	0	0	2	0
EOVALDI, N.	EB	TY	.125	.152	.156	.308	.031	.063	.211	-9.1	1.9	.8	76	0	0	10	0
SCHERZER, M.	EB	TY	.033	.048	.033	.080	.000	.016	.051	-13.5	.3	.1	71	0	0	8	1
CRISMATT, N.	EB	TY	.000	.250	.000	.250	.000	.333	.333	-.4	.1	.6	4	0	0	0	0
MAYERS, M.	EB	TY	.000	.250	.000	.250	.000	.333	.333	-.4	.1	.6	4	0	0	0	0
LOAISIGA, J.	EB	TY	.000	.000	.000	.000	.000	.000	.000	-.5	.0	.0	3	0	0	1	0
STEPHENSON, R.	EB	TY	.000	.000	.000	.000	.000	.000	.000	-.5	.0	.0	2	0	0	0	0
DIAZ, E.	EB	TY	.000	.000	.000	.000	.000	.000	.000	-.3	.0	.0	1	0	0	0	0
SEWALD, P.	EB	TY	.000	.000	.000	.000	.000	.000	.000	-.3	.0	.0	1	0	0	0	0
HOWARD, S.	EB	TY	-	-	-	-	-	-	-	.0	-	-	0	0	0	0	0
Evanston Bees			.251	.313	.447	.760	.196	.302	.737	150.2	814.2	5.0	6238	36	40	38	36



# MORGANTOWN RAIDERS 2021 Opening Day Starting Lineup

1-Tony Kemp, 2B      2-Josh Bell, 1B      3-Will Smith, C      4-Mookie Betts, RF  
5-Randy Arozarena, LF   6-Trevor Story, SS   7-Eugenio Suarez, 3B   8-Harold Ramirez, CF  
9-Matt Harvey, P





# Gerry Hobbs

805 Lakeview Estates

Morgantown, WV 26508

(304) 594-0369

[Gerald.Hobbs@mail.wvu.edu](mailto:Gerald.Hobbs@mail.wvu.edu)

18 Pitchers	Tm	Lg	W	L	PCT	SV	ERA	G	GS	CG	SHO	QS	IP	H	R	ER	HR	SO	BB
TAPIA, D.	MR	TY	3	1	.750	12	2.02	35	0	0	0	0	40.0	24	10	9	3	23	11
WHITE, M.	MR	TY	3	3	.500	1	2.33	17	4	1	1	1	46.1	30	13	12	1	37	11
SHREVE, C.	MR	TY	6	2	.750	2	2.40	54	0	0	0	0	63.2	45	20	17	5	48	32
DUFFY, D.	MR	TY	3	4	.429	2	2.62	15	12	1	1	7	75.2	39	22	22	8	66	31
FAIRBANKS, P.	MR	TY	1	1	.500	1	2.65	35	0	0	0	0	51.0	40	16	15	3	56	13
PETIT, Y.	MR	TY	0	0	-	0	3.04	32	0	0	0	0	47.1	44	23	16	8	42	6
ROGERS, T.	MR	TY	5	3	.625	4	3.09	40	0	0	0	0	46.2	37	18	16	7	49	13
PARKER, B.	MR	TY	5	4	.556	2	3.17	36	0	0	0	0	54.0	42	20	19	6	42	10
STRATTON, C.	MR	TY	7	1	.875	1	3.29	52	2	0	0	1	76.2	67	31	28	13	72	27
TAILLON, J.	MR	TY	12	7	.632	0	3.30	27	27	4	2	15	163.2	129	67	60	22	146	51
FEYEREISEN, J.	MR	TY	3	6	.333	6	3.47	51	0	0	0	0	62.1	44	25	24	7	47	33
MEANS, J.	MR	TY	9	6	.600	1	3.53	27	26	2	1	16	160.2	142	70	63	23	145	39
GREEN, C.	MR	TY	9	8	.529	7	3.59	58	1	0	0	1	85.1	75	39	34	13	114	26
McCULLERS, L.	MR	TY	10	8	.556	0	3.76	32	30	1	1	15	172.1	122	80	72	10	187	110
LOPEZ, R.	MR	TY	3	1	.750	1	3.92	19	9	0	0	1	57.1	49	25	25	10	56	17
WILLIAMS, T.	MR	TY	8	5	.615	0	4.56	22	17	2	2	6	102.2	102	55	52	10	108	36
SINGER, B.	MR	TY	2	7	.222	0	5.93	21	19	0	0	3	98.2	131	73	65	18	108	42
HARVEY, M.	MR	TY	1	5	.167	0	6.93	16	15	0	0	2	74.0	111	58	57	10	70	20
Morgantown Raiders			90	72	.556	40	3.69	589	162	11	8	68	1478.1	1273	665	606	177	1416	528

18 Pitchers	Tm	Lg	SUP/9	R/9	ERA	BF/9	BR/9	H/9	BB/9	SO/9	HR/9	ERPT	OBA	BF	BR	IBB	HB	WP	BK
TAPIA, D.	MR	TY	.0	2.25	2.02	34.2	7.7	5.4	2.3	5.2	.68	9.1	.171	152	34	1	0	0	0
WHITE, M.	MR	TY	.8	2.53	2.33	34.0	7.8	5.8	1.9	7.2	.19	8.9	.184	175	40	1	0	2	0
SHREVE, C.	MR	TY	.0	2.83	2.40	37.5	11.0	6.4	4.2	6.8	.71	11.8	.197	265	78	2	3	0	0
DUFFY, D.	MR	TY	3.6	2.62	2.62	35.0	8.2	4.6	3.6	7.9	.95	12.2	.151	294	69	1	0	2	0
FAIRBANKS, P.	MR	TY	.0	2.82	2.65	36.4	9.5	7.1	2.1	9.9	.53	8.0	.215	206	54	1	2	1	0
PETIT, Y.	MR	TY	.0	4.37	3.04	36.1	9.5	8.4	1.1	8.0	1.52	5.4	.242	190	50	0	0	0	0
ROGERS, T.	MR	TY	.0	3.47	3.09	36.3	9.1	7.1	1.9	9.4	1.35	5.1	.215	188	47	3	0	2	0
PARKER, B.	MR	TY	.0	3.33	3.17	35.2	8.7	7.0	1.7	7.0	1.00	5.4	.210	211	52	0	0	0	0
STRATTON, C.	MR	TY	1.5	3.64	3.29	37.8	11.3	7.9	2.9	8.5	1.53	6.6	.233	322	96	2	4	1	0
TAILLON, J.	MR	TY	4.5	3.68	3.30	36.5	10.2	7.1	2.8	8.0	1.21	13.9	.214	664	186	0	6	2	0
FEYEREISEN, J.	MR	TY	.0	3.61	3.47	38.1	10.7	6.4	4.3	6.8	1.01	4.2	.194	264	74	3	0	2	0
MEANS, J.	MR	TY	4.3	3.92	3.53	37.5	10.7	8.0	2.2	8.1	1.29	9.6	.231	669	191	0	10	1	0
GREEN, C.	MR	TY	.5	4.11	3.59	37.3	10.3	7.9	2.4	12.0	1.37	4.5	.231	354	98	3	0	1	0
McCULLERS, L.	MR	TY	3.8	4.18	3.76	39.2	12.7	6.4	5.7	9.8	.52	5.8	.197	751	244	1	13	7	0
LOPEZ, R.	MR	TY	4.1	3.92	3.92	37.0	10.4	7.7	2.7	8.8	1.57	.9	.227	236	66	0	0	0	0
WILLIAMS, T.	MR	TY	3.2	4.82	4.56	38.8	12.6	8.9	3.2	9.5	.88	-5.6	.256	443	144	0	6	0	0
SINGER, B.	MR	TY	3.7	6.66	5.93	42.5	16.5	11.9	3.7	9.9	1.64	-20.4	.320	466	181	1	9	2	0
HARVEY, M.	MR	TY	5.4	7.05	6.93	42.6	16.5	13.5	2.3	8.5	1.22	-23.6	.349	350	136	1	6	1	0
Morgantown Raiders			2.6	4.05	3.69	37.7	11.2	7.7	3.1	8.6	1.08	61.8	.229	6200	1840	20	59	24	0

35 Players	Tm	Lg	AVG	G	AB	R	H	2B	3B	HR	TB	RBI	SO	BB	ASB	SB	CS	SBP	GDP
FAIRBANKS, P.	MR	TY	1.000	35	1	0	1	0	0	0	1	0	0	0	0	0	0	-	0
ROGERS, T.	MR	TY	.500	40	2	1	1	0	0	0	1	2	1	1	0	0	0	-	0
AVILA, A.	MR	TY	.368	22	38	8	14	2	2	3	29	11	10	4	0	0	0	-	0
GREEN, C.	MR	TY	.333	58	6	0	2	1	0	0	3	0	2	1	0	0	0	-	0
FEYEREISEN, J.	MR	TY	.333	51	3	0	1	0	0	0	1	0	0	0	0	0	0	-	0
HARVEY, M.	MR	TY	.320	16	25	2	8	1	0	0	9	3	7	2	0	0	0	-	1
AROZARENA, R.	MR	TY	.275	154	552	76	152	39	1	25	268	101	165	48	24	16	8	66.7	10
SMITH, W.	MR	TY	.269	129	416	72	112	24	2	24	212	62	119	50	2	2	0	100.0	11
TAYLOR, T.	MR	TY	.267	96	270	40	72	22	1	10	126	37	61	23	9	7	2	77.8	5
STORY, T.	MR	TY	.265	149	535	90	142	35	6	33	288	88	134	50	34	24	10	70.6	5
KEMP, T.	MR	TY	.257	124	338	51	87	17	5	7	135	41	60	44	11	11	0	100.0	5
WILLIAMS, T.	MR	TY	.250	22	32	3	8	0	0	0	8	2	8	1	0	0	0	-	0
BELL, J.	MR	TY	.243	143	515	61	125	19	3	22	216	75	110	66	0	0	0	-	18
McNEIL, J.	MR	TY	.239	109	339	45	81	16	0	4	109	30	58	36	4	3	1	75.0	7
RAMIREZ, H.	MR	TY	.236	99	284	21	67	15	1	4	96	15	43	5	5	3	2	60.0	8
LUPLOW, J.	MR	TY	.232	90	194	26	45	9	0	12	90	29	63	25	1	0	1	.0	3
BETTS, M.	MR	TY	.230	118	426	71	98	26	6	21	199	54	77	65	18	13	5	72.2	7
ALFARO, J.	MR	TY	.229	94	201	21	46	13	0	3	68	15	67	7	4	4	0	100.0	3
CASTRO, R.	MR	TY	.225	27	40	5	9	0	0	2	15	6	11	3	0	0	0	-	1
MENDICK, D.	MR	TY	.212	109	231	25	49	9	0	2	64	14	77	26	4	2	2	50.0	1
SUAREZ, E.	MR	TY	.196	148	510	72	100	14	0	34	216	85	181	70	0	0	0	-	15
McCULLERS, L.	MR	TY	.191	32	47	5	9	3	0	0	12	2	17	1	0	0	0	-	2
TAVERAS, L.	MR	TY	.190	39	79	10	15	5	1	2	28	6	28	4	4	4	0	100.0	0
TAILLON, J.	MR	TY	.185	27	54	4	10	3	0	0	13	7	19	6	0	0	0	-	0
LOPEZ, R.	MR	TY	.182	19	11	1	2	0	0	0	2	0	2	1	0	0	0	-	0
GONZALEZ, M.	MR	TY	.170	108	270	24	46	16	0	3	71	22	58	16	1	1	0	100.0	9
DUFFY, D.	MR	TY	.105	16	19	1	2	0	0	0	2	1	5	4	0	0	0	-	0
MEANS, J.	MR	TY	.089	27	45	1	4	0	0	0	4	2	14	3	0	0	0	-	0
SINGER, B.	MR	TY	.080	21	25	1	2	0	0	0	2	0	12	4	0	0	0	-	0
WHITE, M.	MR	TY	.000	17	7	1	0	0	0	0	0	0	4	2	0	0	0	-	0
STRATTON, C.	MR	TY	.000	52	5	0	0	0	0	0	0	0	2	1	0	0	0	-	0
PETIT, Y.	MR	TY	.000	32	3	0	0	0	0	0	0	0	3	0	0	0	0	-	0
PARKER, B.	MR	TY	.000	36	2	0	0	0	0	0	0	0	2	0	0	0	0	-	0
SHREVE, C.	MR	TY	.000	54	1	0	0	0	0	0	0	0	0	0	0	0	0	-	0
TAPIA, D.	MR	TY	-	35	0	0	0	0	0	0	0	0	0	0	0	0	0	-	0
Morgantown Raiders			.237	2348	5526	738	1310	289	28	211	2288	710	1420	569	121	90	31	74.4	111



35 Players	Tm	Lg	AVG	OBP	SLG	OPS	ISO	SECA	TA	RCON	RC	RC/G	PA	IBB	HBP	SH	SF
FAIRBANKS, P.	MR	TY	1.000	1.000	1.000	2.000	.000	.000	-	.5	1.0	-	1	0	0	0	0
ROGERS, T.	MR	TY	.500	.667	.500	1.167	.000	.500	2.000	.5	.9	12.0	4	0	0	1	0
AVILA, A.	MR	TY	.368	.444	.763	1.208	.395	.500	1.458	7.0	13.8	14.9	45	0	2	0	1
GREEN, C.	MR	TY	.333	.429	.500	.929	.167	.333	1.000	.6	1.4	9.4	7	0	0	0	0
FEYEREISEN, J.	MR	TY	.333	.333	.333	.667	.000	.000	.500	-.0	.3	4.5	3	0	0	0	0
HARVEY, M.	MR	TY	.320	.370	.360	.730	.040	.120	.611	.4	3.2	4.8	27	0	0	0	0
AROZARENA, R.	MR	TY	.275	.342	.486	.828	.210	.312	.818	26.4	91.7	5.9	614	1	10	0	4
SMITH, W.	MR	TY	.269	.374	.510	.883	.240	.365	.902	31.1	81.4	7.0	488	0	20	0	1
TAYLOR, T.	MR	TY	.267	.341	.467	.808	.200	.304	.800	12.2	43.9	5.8	303	0	8	0	1
STORY, T.	MR	TY	.265	.348	.538	.886	.273	.393	.934	37.3	103.2	6.8	607	2	19	0	3
KEMP, T.	MR	TY	.257	.348	.399	.747	.142	.305	.762	11.9	52.2	5.4	393	0	5	2	4
WILLIAMS, T.	MR	TY	.250	.273	.250	.523	.000	.031	.375	-2.0	2.3	2.5	34	0	0	1	0
BELL, J.	MR	TY	.243	.330	.419	.749	.177	.305	.699	11.6	70.3	4.6	588	5	3	0	4
McNEIL, J.	MR	TY	.239	.326	.322	.648	.083	.195	.594	-2.6	38.2	3.8	390	0	10	1	4
RAMIREZ, H.	MR	TY	.236	.267	.338	.605	.102	.123	.489	-10.3	23.4	2.8	296	1	7	0	0
LUPLOW, J.	MR	TY	.232	.321	.464	.785	.232	.356	.765	6.1	30.0	5.2	225	0	2	1	3
BETTS, M.	MR	TY	.230	.347	.467	.814	.237	.408	.850	21.3	73.0	5.8	505	2	12	0	2
ALFARO, J.	MR	TY	.229	.271	.338	.609	.109	.164	.532	-5.2	18.9	3.2	214	0	5	0	1
CASTRO, R.	MR	TY	.225	.279	.375	.654	.150	.225	.563	-.7	4.0	3.4	43	0	0	0	0
MENDICK, D.	MR	TY	.212	.293	.277	.570	.065	.177	.503	-9.7	20.5	3.0	260	0	1	1	1
SUAREZ, E.	MR	TY	.196	.296	.424	.719	.227	.365	.682	4.6	64.0	4.0	588	3	4	0	4
McCULLERS, L.	MR	TY	.191	.204	.255	.459	.064	.085	.325	-4.0	2.4	1.3	58	0	0	9	1
TAVERAS, L.	MR	TY	.190	.229	.354	.583	.165	.266	.563	-2.4	7.1	3.0	83	1	0	0	0
TAILLON, J.	MR	TY	.185	.262	.241	.503	.056	.167	.432	-3.4	4.1	2.4	63	0	0	2	1
LOPEZ, R.	MR	TY	.182	.250	.182	.432	.000	.091	.333	-1.0	.8	1.7	16	0	0	4	0
GONZALEZ, M.	MR	TY	.170	.241	.263	.504	.093	.156	.416	-18.0	16.6	1.9	299	1	9	4	0
DUFFY, D.	MR	TY	.105	.261	.105	.366	.000	.211	.353	-2.0	1.0	1.4	25	0	0	2	0
MEANS, J.	MR	TY	.089	.146	.089	.235	.000	.067	.171	-7.4	1.0	.6	54	0	0	6	0
SINGER, B.	MR	TY	.080	.207	.080	.287	.000	.160	.261	-3.5	.8	.9	31	0	0	2	0
WHITE, M.	MR	TY	.000	.222	.000	.222	.000	.286	.286	-1.1	.2	.7	10	0	0	1	0
STRATTON, C.	MR	TY	.000	.167	.000	.167	.000	.200	.200	-.9	.1	.5	7	0	0	1	0
PETIT, Y.	MR	TY	.000	.000	.000	.000	.000	.000	.000	-.8	.0	.0	3	0	0	0	0
PARKER, B.	MR	TY	.000	.000	.000	.000	.000	.000	.000	-.5	.0	.0	2	0	0	0	0
SHREVE, C.	MR	TY	.000	.000	.000	.000	.000	.000	.000	-.3	.0	.0	1	0	0	0	0
TAPIA, D.	MR	TY	-	-	-	-	-	-	-	.0	-	-	0	0	0	0	0
Morgantown Raiders			.237	.320	.414	.734	.177	.291	.703	95.7	751.3	4.6	6287	16	117	38	35



**Buckeyes**

**BRADENTON**

# BRADENTON BUCKEYES 2022 Opening Day Starting Lineup

1-Jonathan Villar, 2B 2-Nathan Lowe, 1B 3-Teoscar Hernandez, CF 4-Adam Duvall, RF  
5-Mike Yastrzemski, LF 6-Kyle Seager, 3B 7-Kyle Farmer, SS 8-Luis Torrens, C  
9-Adam Wainwright, P



# **Bob Wood**

**17730 Burnham Avenue**

**Lansing, IL 60438**

**(708) 895-0967**

**rlwood14@yahoo.com**



16 Pitchers																				
Tm	Lg	W	L	PCT	SV	ERA	G	GS	CG	SHO	QS	IP	H	R	ER	HR	SO	BB		
MELANCON, M.	BR	TY	7	2	.778	21	2.07	57	0	0	0	69.2	34	18	16	3	55	22		
MAYZA, T.	BR	TY	2	0	1.000	1	2.08	41	0	0	0	47.2	28	14	11	5	45	15		
SUAREZ, R.	BR	TY	6	4	.600	16	2.15	40	12	0	6	108.2	47	30	26	15	111	29		
BUEHLER, W.	BR	TY	21	9	.700	0	2.16	33	33	7	25	238.0	137	64	57	27	212	55		
SAWAMURA, H.	BR	TY	1	2	.333	3	2.72	22	0	0	0	36.1	25	14	11	5	44	13		
ANTONE, T.	BR	TY	2	2	.500	0	2.87	28	0	0	0	31.1	27	12	10	5	33	6		
CROCHET, G.	BR	TY	3	3	.500	3	2.98	40	0	0	0	54.1	46	24	18	4	56	20		
CEASE, D.	BR	TY	14	8	.636	0	3.31	32	31	4	3	193.0	149	81	71	18	236	58		
GIOLITO, L.	BR	TY	10	14	.417	0	3.61	33	33	2	1	197.0	161	98	79	26	222	60		
LUETGE, L.	BR	TY	0	9	.000	3	3.75	50	0	0	0	62.1	52	27	26	11	64	11		
SENZATELA, A.	BR	TY	6	7	.462	0	3.94	26	17	4	2	118.2	129	63	52	17	94	25		
CASTRO, M.	BR	TY	1	0	1.000	1	3.95	18	0	0	0	27.1	31	13	12	5	30	15		
CABRERA, G.	BR	TY	0	0	-	0	4.26	17	0	0	0	25.1	20	12	12	1	30	15		
WAINWRIGHT, A.	BR	TY	13	11	.542	0	4.57	36	35	3	3	207.0	201	121	105	38	151	71		
BURR, R.	BR	TY	1	4	.200	0	6.75	23	1	0	0	29.1	29	23	22	4	27	15		
CASTRO, H.	BR	TY	0	0	-	0	9.35	3	0	0	0	8.2	18	10	9	1	11	4		
Bradenton Buckeyes			87	75	.537	48	3.32	499	162	20	11	82	1454.2	1134	624	537	185	1421	434	
16 Pitchers																				
Tm	Lg	SUP/9	R/9	ERA	BF/9	BR/9	H/9	BB/9	SO/9	HR/9	ERPT	OBA	BF	BR	IBB	HB	WP	BK		
MELANCON, M.	BR	TY	.0	2.33	2.07	34.1	7.1	4.4	2.6	7.1	.39	15.5	.144	264	55	2	1	1	0	
MAYZA, T.	BR	TY	.0	2.64	2.08	35.3	7.7	5.3	2.3	8.5	.94	10.5	.166	187	41	3	1	0	0	
SUAREZ, R.	BR	TY	2.6	2.48	2.15	34.1	6.7	3.9	2.3	9.2	1.24	23.1	.127	412	81	1	6	0	0	
BUEHLER, W.	BR	TY	3.6	2.42	2.16	34.9	7.7	5.2	2.1	8.0	1.02	50.5	.161	922	203	0	11	4	0	
SAWAMURA, H.	BR	TY	.0	3.47	2.72	36.4	9.7	6.2	3.2	10.9	1.24	5.4	.189	147	39	0	1	0	0	
ANTONE, T.	BR	TY	.0	3.45	2.87	36.2	10.6	7.8	1.7	9.5	1.44	4.2	.237	126	37	0	4	1	0	
CROCHET, G.	BR	TY	.0	3.98	2.98	38.3	11.4	7.6	3.1	9.3	.66	6.5	.224	231	69	1	4	1	0	
CEASE, D.	BR	TY	3.9	3.78	3.31	37.6	10.4	6.9	2.7	11.0	.84	16.2	.206	806	223	0	16	5	0	
GIOLITO, L.	BR	TY	3.7	4.48	3.61	37.3	10.5	7.4	2.7	10.1	1.19	10.0	.218	817	230	1	10	5	0	
LUETGE, L.	BR	TY	.0	3.90	3.75	36.2	9.1	7.5	1.4	9.2	1.59	2.2	.218	251	63	1	1	3	0	
SENZATELA, A.	BR	TY	3.8	4.78	3.94	38.2	11.9	9.8	1.9	7.1	1.29	1.6	.274	504	157	0	3	0	1	
CASTRO, M.	BR	TY	.0	4.28	3.95	42.5	15.8	10.2	4.9	9.9	1.65	.3	.284	129	48	0	2	2	0	
CABRERA, G.	BR	TY	.0	4.26	4.26	39.1	13.1	7.1	5.3	10.7	.36	-.6	.217	110	37	0	2	2	0	
WAINWRIGHT, A.	BR	TY	4.4	5.26	4.57	39.6	12.5	8.7	3.1	6.6	1.65	-11.5	.248	910	288	0	16	1	0	
BURR, R.	BR	TY	.0	7.06	6.75	40.5	13.8	8.9	4.3	8.3	1.23	-8.7	.254	132	45	1	2	2	0	
CASTRO, H.	BR	TY	.0	10.38	9.35	48.8	22.8	18.7	4.2	11.4	1.04	-5.1	.419	47	22	0	0	1	0	
Bradenton Buckeyes			2.7	3.86	3.32	37.1	10.1	7.0	2.6	8.8	1.14	120.1	.209	5995	1638	10	80	28	1	

35 Players	Tm	Lg	AVG	G	AB	R	H	2B	3B	HR	TB	RBI	SO	BB	ASB	SB	CS	SBP	GDP
CASTRO, M.	BR	TY	.667	18	3	0	2	0	0	0	2	1	1	0	0	0	0	-	0
MELANCON, M.	BR	TY	.333	57	3	0	1	0	0	0	1	1	0	0	0	0	0	-	0
CASTRO, H.	BR	TY	.293	115	297	40	87	15	1	7	125	28	65	24	2	1	1	50.0	2
PILLAR, K.	BR	TY	.286	14	42	5	12	3	0	2	21	3	15	2	1	1	0	100.0	0
BEATY, M.	BR	TY	.270	63	141	15	38	5	0	2	49	11	40	19	3	2	1	66.7	2
LOWE, N.	BR	TY	.269	122	413	47	111	20	1	15	178	47	99	40	5	4	1	80.0	6
HERNANDEZ, T.	BR	TY	.262	153	576	80	151	41	0	33	291	81	146	33	24	18	6	75.0	16
FARMER, K.	BR	TY	.261	84	230	24	60	14	1	10	106	37	52	6	1	0	1	.0	5
VILLAR, J.	BR	TY	.260	120	366	67	95	11	1	14	150	30	108	38	34	28	6	82.4	0
DUVALL, A.	BR	TY	.256	147	527	74	135	21	1	48	302	105	162	38	8	5	3	62.5	6
TREVINO, J.	BR	TY	.240	69	204	11	49	11	0	2	66	10	37	3	1	0	1	.0	6
SENZEL, N.	BR	TY	.226	33	53	8	12	2	0	0	14	2	8	7	1	0	1	.0	0
AGUILAR, J.	BR	TY	.223	120	287	26	64	11	0	12	111	33	70	23	0	0	0	-	3
ESCOBAR, A.	BR	TY	.218	51	124	18	27	5	0	0	32	6	31	9	4	3	1	75.0	0
CARATINI, V.	BR	TY	.215	73	186	16	40	3	0	5	58	16	42	17	1	1	0	100.0	2
SEAGER, K.	BR	TY	.215	114	377	47	81	22	0	21	166	45	104	28	2	2	0	100.0	6
DeJONG, P.	BR	TY	.209	64	182	21	38	8	0	6	64	16	51	25	2	1	1	50.0	2
YASTRZEMSKI, M.	BR	TY	.198	99	263	34	52	13	2	12	105	36	67	21	4	3	1	75.0	2
RIVERA, R.	BR	TY	.193	76	57	3	11	3	0	1	17	5	27	6	0	0	0	-	0
HERNANDEZ, C.	BR	TY	.189	124	381	42	72	14	3	15	137	44	100	29	3	2	1	66.7	4
CEASE, D.	BR	TY	.189	32	53	5	10	1	1	0	13	3	15	5	0	0	0	-	0
GIOLITO, L.	BR	TY	.182	33	55	3	10	0	0	0	10	1	16	2	0	0	0	-	3
VAUGHN, A.	BR	TY	.178	101	292	30	52	18	0	11	103	33	71	30	0	0	0	-	4
TORRENS, L.	BR	TY	.146	44	123	10	18	4	0	3	31	8	41	16	0	0	0	-	1
BUEHLER, W.	BR	TY	.100	33	80	3	8	3	0	0	11	0	46	2	0	0	0	-	0
WAINWRIGHT, A.	BR	TY	.099	36	71	1	7	1	0	0	8	5	30	1	0	0	0	-	0
SENZATELA, A.	BR	TY	.063	26	32	0	2	0	0	0	2	1	15	0	0	0	0	-	0
SUAREZ, R.	BR	TY	.053	40	19	1	1	0	0	0	1	1	5	1	0	0	0	-	0
LUETGE, L.	BR	TY	.000	50	4	0	0	0	0	0	0	0	1	0	0	0	0	-	0
CROCHET, G.	BR	TY	.000	40	2	0	0	0	0	0	0	0	1	0	0	0	0	-	0
BURR, R.	BR	TY	.000	23	1	0	0	0	0	0	0	0	1	0	0	0	0	-	0
MAYZA, T.	BR	TY	.000	41	1	0	0	0	0	0	0	0	0	0	0	0	0	-	0
SAWAMURA, H.	BR	TY	.000	22	1	0	0	0	0	0	0	0	0	0	0	0	0	-	0
ANTONE, T.	BR	TY	-	28	0	0	0	0	0	0	0	0	0	0	0	0	0	-	0
CABRERA, G.	BR	TY	-	17	0	0	0	0	0	0	0	0	0	0	0	0	0	-	0
Bradenton Buckeyes			.229	2282	5446	631	1246	249	11	219	2174	609	1467	425	96	71	25	74.0	70

35 Players	Tm	Lg	AVG	OBP	SLG	OPS	ISO	SECA	TA	RCON	RC	RC/G	PA	IBB	HBP	SH	SF
CASTRO, M.	BR	TY	.667	.667	.667	1.333	.000	.000	2.000	.7	1.3	36.0	3	0	0	0	0
MELANCON, M.	BR	TY	.333	.333	.333	.667	.000	.000	.500	-0	.3	4.5	3	0	0	0	0
CASTRO, H.	BR	TY	.293	.345	.421	.766	.128	.209	.704	7.4	44.4	5.5	324	1	0	2	1
PILLAR, K.	BR	TY	.286	.333	.500	.833	.214	.286	.833	2.2	7.4	6.7	45	0	1	0	0
BEATY, M.	BR	TY	.270	.391	.348	.738	.078	.220	.745	4.5	21.4	5.4	169	0	9	0	0
LOWE, N.	BR	TY	.269	.336	.431	.767	.162	.266	.728	11.8	61.7	5.4	458	0	3	0	2
HERNANDEZ, T.	BR	TY	.262	.306	.505	.812	.243	.321	.776	22.5	84.3	5.1	617	1	5	0	3
FARMER, K.	BR	TY	.261	.306	.461	.767	.200	.222	.693	4.5	31.4	4.8	248	0	10	0	2
VILLAR, J.	BR	TY	.260	.330	.410	.740	.150	.314	.783	11.1	55.2	5.4	406	1	1	0	1
DUVALL, A.	BR	TY	.256	.310	.573	.883	.317	.393	.873	30.8	93.3	6.2	574	4	5	0	4
TREVINO, J.	BR	TY	.240	.251	.324	.575	.083	.093	.426	-10.2	14.5	2.4	207	1	0	0	0
SENZEL, N.	BR	TY	.226	.311	.264	.576	.038	.151	.500	-2.3	4.8	3.0	61	0	0	0	1
AGUILAR, J.	BR	TY	.223	.283	.387	.670	.164	.244	.597	-3.4	31.9	3.8	312	2	1	0	0
ESCOBAR, A.	BR	TY	.218	.302	.258	.560	.040	.129	.510	-4.9	11.0	3.0	139	1	6	0	0
CARATINI, V.	BR	TY	.215	.281	.312	.593	.097	.194	.514	-6.5	17.0	3.1	203	1	0	0	0
SEAGER, K.	BR	TY	.215	.267	.440	.707	.225	.305	.649	.3	44.4	3.9	409	0	0	0	4
DeJONG, P.	BR	TY	.209	.339	.352	.691	.143	.280	.687	1.4	24.1	4.4	218	0	11	0	0
YASTRZEMSKI, M.	BR	TY	.198	.294	.399	.693	.202	.289	.678	.5	33.3	4.1	303	2	16	0	3
RIVERA, R.	BR	TY	.193	.292	.298	.591	.105	.211	.543	-1.8	5.4	3.2	65	2	2	0	0
HERNANDEZ, C.	BR	TY	.189	.248	.360	.607	.171	.249	.538	-13.7	34.5	3.0	412	0	1	0	1
CEASE, D.	BR	TY	.189	.259	.245	.504	.057	.151	.419	-3.6	4.1	2.2	65	0	0	7	0
GIOLITO, L.	BR	TY	.182	.211	.182	.392	.000	.036	.250	-6.0	2.1	1.0	66	0	0	9	0
VAUGHN, A.	BR	TY	.178	.257	.353	.610	.175	.277	.549	-9.4	27.2	3.0	323	0	1	0	0
TORRENS, L.	BR	TY	.146	.245	.252	.497	.106	.236	.443	-8.5	8.3	2.1	140	1	0	1	0
BUEHLER, W.	BR	TY	.100	.122	.138	.259	.038	.063	.181	-12.6	1.8	.6	91	0	0	9	0
WAINWRIGHT, A.	BR	TY	.099	.111	.113	.224	.014	.028	.141	-12.1	1.1	.4	76	0	0	4	0
SENZATELA, A.	BR	TY	.063	.063	.063	.125	.000	.000	.067	-6.6	.2	.2	37	0	0	5	0
SUAREZ, R.	BR	TY	.053	.095	.053	.148	.000	.053	.111	-3.7	.3	.4	25	0	0	4	1
LUETGE, L.	BR	TY	.000	.000	.000	.000	.000	.000	.000	-1.0	.0	.0	4	0	0	0	0
CROCHET, G.	BR	TY	.000	.000	.000	.000	.000	.000	.000	-5	.0	.0	3	0	0	1	0
BURR, R.	BR	TY	.000	.000	.000	.000	.000	.000	.000	-3	.0	.0	1	0	0	0	0
MAYZA, T.	BR	TY	.000	.000	.000	.000	.000	.000	.000	-3	.0	.0	1	0	0	0	0
SAWAMURA, H.	BR	TY	.000	.000	.000	.000	.000	.000	.000	-3	.0	.0	1	0	0	0	0
ANTONE, T.	BR	TY	-	-	-	-	-	-	-	.0	-	-	0	0	0	0	0
CABRERA, G.	BR	TY	-	-	-	-	-	-	-	.0	-	-	0	0	0	0	0
Bradenton Buckeyes			.229	.292	.399	.691	.170	.257	.638	-9.8	650.0	4.0	6009	17	72	42	23



# Mirthmakers

Mirthmakers



# MIMOSA MIRTHMAKERS 2022 Opening Day Starting Lineup

1-Adam Frazier, 2B      2-J.P. Crawford, SS    3-Cedric Mullins, CF    4-Joey Gallo, RF  
5-Eduardo Escobar, 3B    6-Bobby Dalbec, 1B    7-Adolis Garcia, LF    8-Tucker Barnhart, C  
9-Jordan Lyles, P



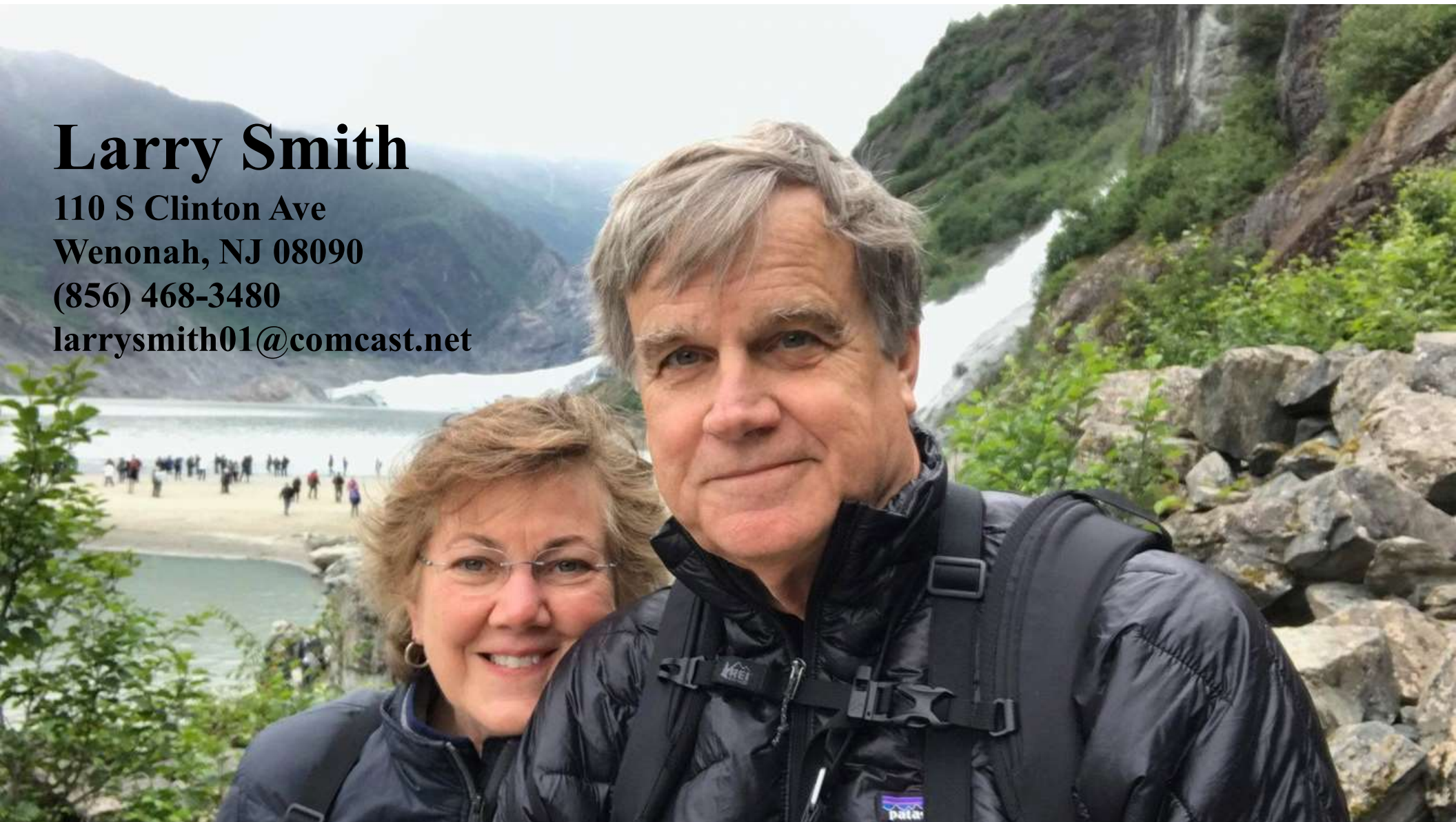
# Larry Smith

110 S Clinton Ave

Wenonah, NJ 08090

(856) 468-3480

[larrysmith01@comcast.net](mailto:larrysmith01@comcast.net)



20 Pitchers																			
Tm	Lg	W	L	PCT	SV	ERA	G	GS	CG	SHO	QS	IP	H	R	ER	HR	SO	BB	
ARCIA, O.	MI	TY	0	0	-	0	.00	1	0	0	0	.1	0	0	0	0	0	0	
deGROM, J.	MI	TY	8	0	1.000	0	1.14	9	9	2	1	7	63.0	29	14	8	4	76	12
BAUER, T.	MI	TY	5	2	.714	0	2.45	13	12	2	2	8	77.0	50	22	21	11	90	24
ROGERS, T.	MI	TY	6	5	.545	31	2.99	70	0	0	0	0	69.1	54	24	23	9	46	17
RASMUSSEN, D.	MI	TY	6	5	.545	0	3.43	53	5	0	1	78.2	66	32	30	11	73	20	
KING, J.	MI	TY	3	2	.600	0	3.54	38	0	0	0	53.1	52	25	21	9	39	9	
SOTO, G.	MI	TY	4	4	.500	3	3.63	60	0	0	0	69.1	63	30	28	8	74	32	
OBER, B.	MI	TY	3	6	.333	0	3.77	18	16	0	9	98.0	82	45	41	12	99	26	
KLUBER, C.	MI	TY	3	2	.600	0	3.90	11	10	0	5	62.1	54	28	27	6	55	20	
MIKOLAS, M.	MI	TY	4	2	.667	0	3.91	11	7	1	1	4	50.2	37	23	22	7	45	21
BUBIC, K.	MI	TY	6	8	.429	0	3.96	24	23	1	1	8	127.1	133	65	56	18	98	43
RAMIREZ, Y.	MI	TY	1	1	.500	1	4.18	27	0	0	0	0	32.1	26	15	15	5	49	13
EFLIN, Z.	MI	TY	6	9	.400	0	4.18	23	20	1	1	9	107.2	112	55	50	16	106	25
LYLES, J.	MI	TY	6	12	.333	0	4.56	29	24	0	9	158.0	180	92	80	26	133	53	
ALVARADO, J.	MI	TY	1	2	.333	0	4.59	60	0	0	0	0	68.2	68	35	35	12	69	28
GILBERT, L.	MI	TY	8	8	.500	0	4.67	24	18	3	1	9	117.2	131	66	61	17	118	38
TAYLOR, J.	MI	TY	3	3	.500	2	5.49	49	0	0	0	0	59.0	57	42	36	12	69	18
MANTIPLY, J.	MI	TY	3	5	.375	1	5.68	42	0	0	0	0	44.1	47	29	28	6	30	26
GRAY, J.	MI	TY	2	4	.333	0	6.17	12	11	0	3	54.0	67	41	37	15	51	21	
OVIEDO, J.	MI	TY	2	2	.500	1	6.88	15	7	0	2	53.2	72	47	41	9	42	30	
Mimosa Mirthmakers			80	82	.494	39	4.11	589	162	10	7	74	1444.2	1380	730	660	213	1362	476
20 Pitchers																			
Tm	Lg	SUP/9	R/9	ERA	BF/9	BR/9	H/9	BB/9	SO/9	HR/9	ERPT	OBA	BF	BR	IBB	HB	WP	BK	
ARCIA, O.	MI	TY	.0	.00	.00	27.0	.0	.0	.0	.00	.2	.000	1	0	0	0	0	0	
deGROM, J.	MI	TY	6.1	2.00	1.14	33.3	6.0	4.1	1.7	10.9	.57	20.5	233	42	0	1	0	0	
BAUER, T.	MI	TY	4.4	2.57	2.45	35.2	9.2	5.8	2.8	10.5	1.29	13.8	301	79	0	5	0	0	
ROGERS, T.	MI	TY	.0	3.12	2.99	36.2	9.1	7.0	1.7	6.0	1.17	8.3	279	70	4	3	0	0	
RASMUSSEN, D.	MI	TY	2.3	3.66	3.43	36.8	9.7	7.6	2.2	8.4	1.26	5.5	322	85	1	0	2	0	
KING, J.	MI	TY	.0	4.22	3.54	36.8	10.6	8.8	1.5	6.6	1.52	3.1	218	63	0	2	0	0	
SOTO, G.	MI	TY	.0	3.89	3.63	39.1	12.5	8.2	4.0	9.6	1.04	3.3	301	96	1	2	0	1	
OBER, B.	MI	TY	3.6	4.13	3.77	36.7	10.1	7.5	2.3	9.1	1.10	3.3	400	110	1	3	0	0	
KLUBER, C.	MI	TY	5.1	4.04	3.90	37.8	11.3	7.8	2.9	7.9	.87	1.2	262	78	0	4	2	0	
MIKOLAS, M.	MI	TY	6.4	4.09	3.91	36.9	10.1	6.6	3.4	8.0	1.24	.9	208	57	2	1	0	0	
BUBIC, K.	MI	TY	4.7	4.59	3.96	39.9	12.7	9.4	3.0	6.9	1.27	1.5	564	179	1	4	0	0	
RAMIREZ, Y.	MI	TY	.0	4.18	4.18	37.3	10.9	7.2	3.6	13.6	1.39	-.4	134	39	0	0	0	0	
EFLIN, Z.	MI	TY	5.3	4.60	4.18	38.5	12.1	9.4	2.0	8.9	1.34	-1.4	461	145	1	9	1	0	
LYLES, J.	MI	TY	3.9	5.24	4.56	39.7	13.3	10.3	2.8	7.6	1.48	-8.6	697	233	4	4	5	0	
ALVARADO, J.	MI	TY	.0	4.59	4.59	38.5	12.6	8.9	3.7	9.0	1.57	-4.0	294	96	0	0	2	0	
GILBERT, L.	MI	TY	5.9	5.05	4.67	39.5	13.4	10.0	2.8	9.0	1.30	-7.8	517	175	1	7	5	0	
TAYLOR, J.	MI	TY	.0	6.41	5.49	38.3	11.9	8.7	2.6	10.5	1.83	-9.3	251	78	1	4	4	0	
MANTIPLY, J.	MI	TY	.0	5.89	5.68	40.6	14.6	9.5	4.5	6.1	1.22	-8.0	200	72	4	3	1	0	
GRAY, J.	MI	TY	4.7	6.83	6.17	41.8	15.0	11.2	3.5	8.5	2.50	-12.6	251	90	0	2	0	0	
OVIEDO, J.	MI	TY	4.4	7.88	6.88	43.4	17.1	12.1	4.7	7.0	1.51	-16.8	259	102	2	2	1	0	
Mimosa Mirthmakers			3.4	4.55	4.11	38.3	11.8	8.6	2.8	8.5	1.33	-7.4	6153	1889	23	56	23	1	

35 Players	Tm	Lg	AVG	G	AB	R	H	2B	3B	HR	TB	RBI	SO	BB	ASB	SB	CS	SBP	GDP
deGROM, J.	MI	TY	.444	9	27	3	12	1	0	0	13	4	7	0	0	0	0	-	0
FRAZIER, A.	MI	TY	.307	145	531	87	163	36	5	8	233	57	87	64	14	10	4	71.4	4
KIRK, A.	MI	TY	.277	66	141	24	39	12	0	6	69	18	10	23	0	0	0	-	6
CRAWFORD, J.	MI	TY	.272	162	668	85	182	44	0	7	247	62	129	57	1	1	0	100.0	6
COOPER, G.	MI	TY	.272	124	246	30	67	14	0	14	123	47	65	24	1	0	1	.0	3
MULLINS, C.	MI	TY	.268	161	634	111	170	41	3	30	307	110	113	69	38	32	6	84.2	7
PAREDES, I.	MI	TY	.258	27	31	4	8	1	1	0	11	2	3	3	0	0	0	-	2
BARNHART, T.	MI	TY	.254	124	331	29	84	15	0	5	114	36	101	36	0	0	0	-	7
HAYS, A.	MI	TY	.253	103	304	45	77	17	0	12	130	37	80	19	6	4	2	66.7	5
GARCIA, A.	MI	TY	.243	141	497	67	121	27	0	29	235	77	165	36	22	17	5	77.3	11
ESCOBAR, E.	MI	TY	.234	143	513	72	120	25	6	24	229	81	124	46	2	2	0	100.0	4
ANDERSON, B.	MI	TY	.205	86	146	17	30	7	0	1	40	10	46	13	2	2	0	100.0	3
KLUBER, C.	MI	TY	.200	11	20	4	4	1	0	0	5	1	7	3	0	0	0	-	0
RAMOS, W.	MI	TY	.197	47	122	14	24	5	1	6	49	17	30	7	0	0	0	-	3
GALLO, J.	MI	TY	.193	128	398	78	77	9	0	35	191	82	168	85	3	2	1	66.7	4
PUJOLS, A.	MI	TY	.184	106	283	32	52	2	0	16	102	34	43	12	0	0	0	-	8
GILBERT, L.	MI	TY	.182	24	33	3	6	1	0	0	7	2	13	2	0	0	0	-	0
RASMUSSEN, D.	MI	TY	.182	53	11	1	2	0	0	0	2	0	4	0	0	0	0	-	0
ARCIA, O.	MI	TY	.176	73	51	11	9	2	0	1	14	3	13	6	2	2	0	100.0	1
DALBEC, B.	MI	TY	.173	100	323	35	56	10	0	18	120	51	127	15	1	1	0	100.0	9
LYLES, J.	MI	TY	.167	29	42	5	7	2	0	0	9	2	12	5	0	0	0	-	3
MIKOLAS, M.	MI	TY	.167	11	18	1	3	1	0	0	4	1	6	0	0	0	0	-	0
OBER, B.	MI	TY	.161	18	31	1	5	0	0	1	8	1	5	1	0	0	0	-	1
BAUER, T.	MI	TY	.130	14	23	2	3	0	0	0	3	1	5	3	0	0	0	-	0
OVIEDO, J.	MI	TY	.077	15	13	0	1	0	0	0	1	0	5	1	0	0	0	-	0
GRAY, J.	MI	TY	.071	12	14	1	1	0	0	0	1	0	10	1	0	0	0	-	0
BUBIC, K.	MI	TY	.056	24	36	3	2	1	0	0	3	0	13	4	0	0	0	-	0
EFLIN, Z.	MI	TY	.034	23	29	1	1	0	0	0	1	0	11	5	0	0	0	-	0
KING, J.	MI	TY	.000	38	5	0	0	0	0	0	0	0	3	0	0	0	0	-	0
SOTO, G.	MI	TY	.000	60	3	0	0	0	0	0	0	0	2	0	0	0	0	-	0
ALVARADO, J.	MI	TY	.000	60	2	0	0	0	0	0	0	0	2	0	0	0	0	-	0
TAYLOR, J.	MI	TY	.000	49	3	0	0	0	0	0	0	0	1	0	0	0	0	-	0
MANTIPLY, J.	MI	TY	.000	42	1	0	0	0	0	0	0	0	1	0	0	0	0	-	0
RAMIREZ, Y.	MI	TY	.000	27	2	1	0	0	0	0	0	0	0	0	0	0	0	-	0
ROGERS, T.	MI	TY	.000	70	1	0	0	0	0	0	0	0	0	0	0	0	0	-	0
Mimosa Mirthmakers			.240	2325	5533	767	1326	274	16	213	2271	736	1411	540	92	73	19	79.3	87

35 Players	Tm	Lg	AVG	OBP	SLG	OPS	ISO	SECA	TA	RCON	RC	RC/G	PA	IBB	HBP	SH	SF
deGROM, J.	MI	TY	.444	.444	.481	.926	.037	.037	.867	2.1	5.8	10.4	27	0	0	0	0
FRAZIER, A.	MI	TY	.307	.388	.439	.827	.132	.264	.838	29.9	96.8	6.9	605	0	8	0	2
KIRK, A.	MI	TY	.277	.389	.489	.879	.213	.376	.880	10.7	26.6	6.6	167	2	3	0	0
CRAWFORD, J.	MI	TY	.272	.331	.370	.701	.097	.184	.626	3.9	85.5	4.6	733	1	3	2	3
COOPER, G.	MI	TY	.272	.337	.500	.837	.228	.321	.809	11.6	41.9	6.1	274	2	1	1	2
MULLINS, C.	MI	TY	.268	.340	.484	.824	.216	.366	.864	36.1	111.4	6.2	715	2	4	0	8
PAREDES, I.	MI	TY	.258	.343	.355	.698	.097	.194	.600	.1	3.5	3.6	36	0	1	1	0
BARNHART, T.	MI	TY	.254	.357	.344	.701	.091	.199	.657	4.2	43.1	4.6	384	2	17	0	0
HAYS, A.	MI	TY	.253	.318	.428	.746	.174	.243	.701	5.6	41.9	4.8	336	1	11	0	2
GARCIA, A.	MI	TY	.243	.300	.473	.773	.229	.326	.745	13.4	68.5	4.7	537	2	4	0	0
ESCOBAR, E.	MI	TY	.234	.297	.446	.743	.212	.306	.703	7.8	70.9	4.8	566	2	2	0	5
ANDERSON, B.	MI	TY	.205	.302	.274	.576	.068	.171	.529	-4.3	13.5	3.0	169	0	8	0	2
KLUBER, C.	MI	TY	.200	.304	.250	.554	.050	.200	.500	-.8	1.8	3.0	23	0	0	0	0
RAMOS, W.	MI	TY	.197	.240	.402	.642	.205	.262	.554	-3.3	11.0	2.9	129	1	0	0	0
GALLO, J.	MI	TY	.193	.342	.480	.821	.286	.503	.868	20.8	71.5	5.9	489	0	5	0	1
PUJOLS, A.	MI	TY	.184	.239	.360	.599	.177	.219	.515	-11.2	22.9	2.6	306	2	9	0	2
GILBERT, L.	MI	TY	.182	.243	.212	.455	.030	.091	.370	-2.7	2.3	1.9	41	0	1	4	1
RASMUSSEN, D.	MI	TY	.182	.182	.182	.364	.000	.000	.222	-1.3	.4	1.1	12	0	0	1	0
ARCIA, O.	MI	TY	.176	.259	.275	.533	.098	.255	.512	-2.2	4.1	2.5	58	0	0	0	1
DALBEC, B.	MI	TY	.173	.217	.372	.589	.198	.248	.504	-14.4	23.9	2.3	341	0	3	0	0
LYLES, J.	MI	TY	.167	.255	.214	.470	.048	.167	.368	-3.2	2.3	1.4	53	0	0	6	0
MIKOLAS, M.	MI	TY	.167	.167	.222	.389	.056	.056	.267	-2.0	.7	1.2	19	0	0	1	0
OBER, B.	MI	TY	.161	.188	.258	.446	.097	.129	.333	-2.9	1.3	1.3	32	0	0	0	0
BAUER, T.	MI	TY	.130	.231	.130	.361	.000	.130	.300	-2.6	1.0	1.2	27	0	0	1	0
OVIEDO, J.	MI	TY	.077	.143	.077	.220	.000	.077	.167	-2.2	.2	.5	15	0	0	1	0
GRAY, J.	MI	TY	.071	.133	.071	.205	.000	.071	.154	-2.5	.4	.6	20	0	0	5	0
BUBIC, K.	MI	TY	.056	.150	.083	.233	.028	.139	.206	-5.9	1.1	.7	50	0	0	10	0
EFLIN, Z.	MI	TY	.034	.200	.034	.234	.000	.172	.250	-4.6	.9	.7	40	0	1	5	0
KING, J.	MI	TY	.000	.000	.000	.000	.000	.000	.000	-1.3	.0	.0	5	0	0	0	0
SOTO, G.	MI	TY	.000	.000	.000	.000	.000	.000	.000	-.8	.0	.0	4	0	0	1	0
ALVARADO, J.	MI	TY	.000	.000	.000	.000	.000	.000	.000	-.5	.0	.0	3	0	0	1	0
TAYLOR, J.	MI	TY	.000	.000	.000	.000	.000	.000	.000	-.8	.0	.0	3	0	0	0	0
MANTIPLY, J.	MI	TY	.000	.000	.000	.000	.000	.000	.000	-.3	.0	.0	2	0	0	1	0
RAMIREZ, Y.	MI	TY	.000	.000	.000	.000	.000	.000	.000	-.5	.0	.0	2	0	0	0	0
ROGERS, T.	MI	TY	.000	.000	.000	.000	.000	.000	.000	-.3	.0	.0	2	0	0	1	0
Mimosa Mirthmakers			.240	.315	.410	.725	.171	.278	.687	76.0	740.2	4.6	6225	17	81	42	29

Horseshoe

Bay





THE POLO CLUB

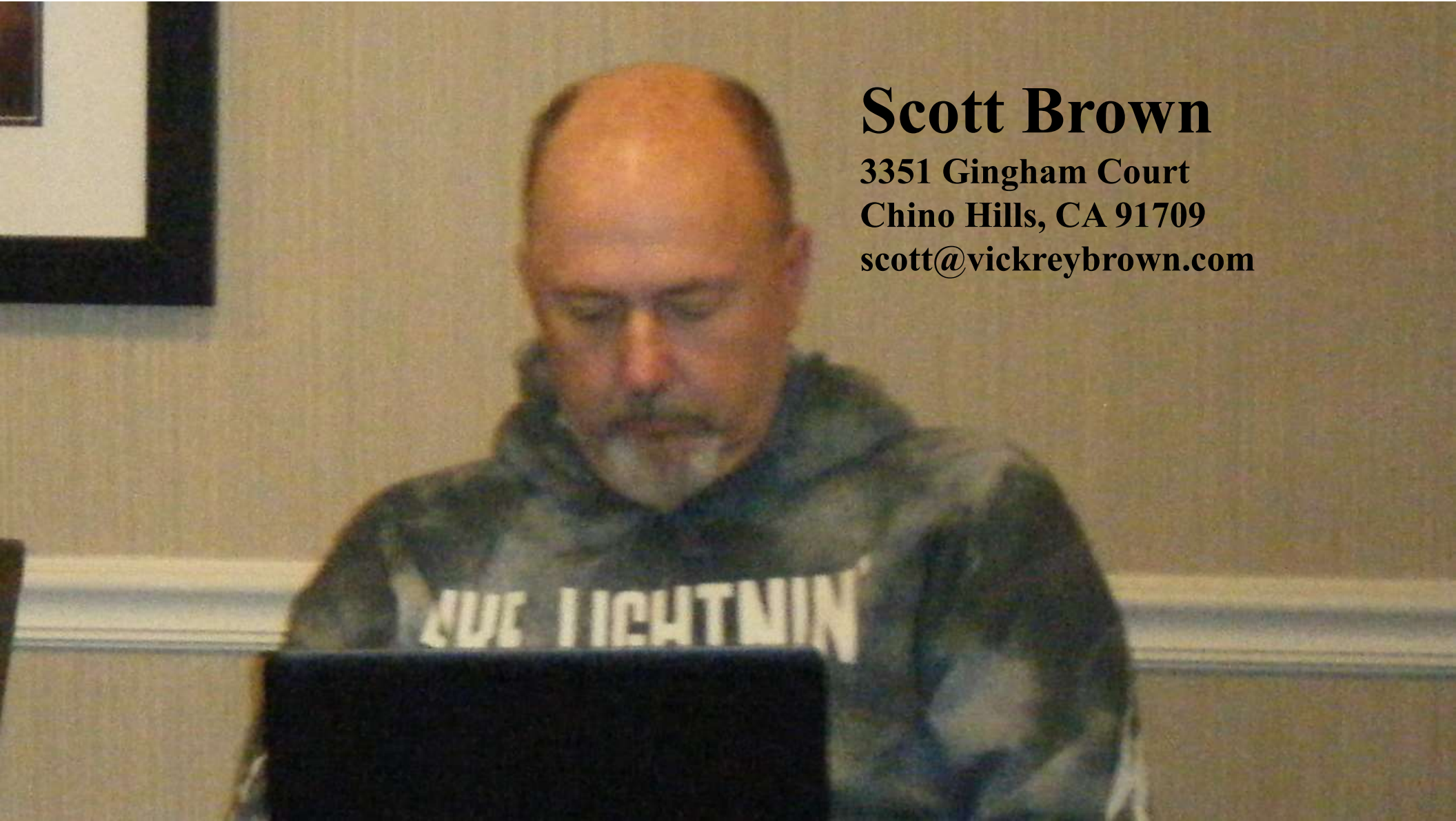
the  
POLOS

# HORSESHOE BAY POLOS

## 2022 Opening Day Starting Lineup



- 1-Fernando Tatis, SS
- 2-Abraham Toro, 2B
- 3-Vladimir Guerrero, 1B
- 4-Ryan Mountcastle, LF
- 5-Alex Kirilloff, CF
- 6-Jo Adell, RF
- 7-Ke'Bryan Hayes, 3B
- 8-Aramis Garcia, C
- 9-Corey Knebel, P



# **Scott Brown**

**3351 Gingham Court**

**Chino Hills, CA 91709**

**[scott@vickreybrown.com](mailto:scott@vickreybrown.com)**



22 Pitchers		Tm	Lg	W	L	PCT	SV	ERA	G	GS	CG	SHO	QS	IP	H	R	ER	HR	SO	BB
GARCIA, A.	HO	TY	0	0	-	0	.00	1	0	0	0	0	0	1.0	0	0	0	0	0	0
McGUIRE, R.	HO	TY	0	0	-	0	.00	1	0	0	0	0	0	1.0	2	0	0	0	3	0
MARTIN, B.	HO	TY	7	5	.583	20	2.25	59	0	0	0	0	0	76.0	56	23	19	10	41	18
De JONG, C.	HO	TY	1	2	.333	0	2.78	3	3	1	0	1	1	22.2	21	8	7	5	16	3
BRITTON, Z.			0	0	-	1	3.12	5	0	0	0	0	0	8.2	8	3	3	1	5	3
PONCE de LEON, D.			2	2	.500	0	4.42	4	4	0	0	1	1	18.1	21	10	9	2	19	5
ALEXANDER, T.	HO	TY	3	7	.300	1	4.64	32	14	0	0	5	5	120.1	138	82	62	18	91	30
VOTH, A.	HO	TY	6	10	.375	1	4.73	40	8	4	0	4	4	148.1	189	96	78	23	166	61
KNEBEL, C.	HO	TY	0	4	.000	0	4.85	5	4	0	0	1	1	26.0	28	15	14	3	31	7
SANDLIN, N.	HO	TY	0	2	.000	1	4.95	27	0	0	0	0	0	36.1	31	22	20	7	45	23
YNOA, H.	HO	TY	4	8	.333	0	5.04	15	15	0	0	6	6	100.0	117	60	56	14	113	29
SUAREZ, J.	HO	TY	6	7	.462	0	5.08	16	16	1	0	5	5	102.2	104	71	58	16	84	49
JONES, N.			0	0	-	0	5.11	6	0	0	0	0	0	12.1	18	7	7	3	9	5
NEWCOMB, S.	HO	TY	3	3	.500	0	5.25	23	0	0	0	0	0	36.0	44	24	21	2	38	20
PETERSON, D.	HO	TY	8	12	.400	0	5.36	31	30	6	2	8	8	203.0	242	132	121	33	202	82
BROGDON, C.	HO	TY	1	1	.500	1	5.52	38	0	0	0	0	0	60.1	75	39	37	12	39	22
YARBROUGH, R.	HO	TY	3	11	.214	0	5.67	18	18	4	0	5	5	119.0	151	85	75	20	107	30
KINTZLER, B.			1	2	.333	1	5.84	6	0	0	0	0	0	12.1	13	8	8	5	10	3
DAVIES, Z.	HO	TY	5	14	.263	0	5.97	26	26	1	0	3	3	158.1	203	137	105	20	137	79
HENTGES, S.	HO	TY	4	15	.211	0	6.38	30	21	5	1	5	5	146.2	182	116	104	25	144	69
PLUTKO, A.			0	3	.000	0	7.41	3	3	0	0	0	0	17.0	30	18	14	6	16	4
RODRIGUEZ, M.			0	0	-	0	8.68	5	0	0	0	0	0	9.1	11	11	9	2	14	8
Horseshoe Bay Polos			54	108	.333	26	5.18	394	162	22	3	44	44	1435.2	1684	967	827	227	1330	550
22 Pitchers		Tm	Lg	SUP/9	R/9	ERA	BF/9	BR/9	H/9	BB/9	SO/9	HR/9	ERPT	OBA	BF	BR	IBB	HB	WP	BK
GARCIA, A.	HO	TY	.0	.00	.00	36.0	.0	.0	.0	.0	.0	.00	.5	.000	4	0	0	0	0	0
McGUIRE, R.	HO	TY	.0	.00	.00	45.0	18.0	18.0	.0	27.0	.00	.5	.400	5	2	0	0	0	0	0
MARTIN, B.	HO	TY	.0	2.72	2.25	35.5	7.8	6.6	1.2	4.9	1.18	15.3	.200	300	66	8	0	3	0	0
De JONG, C.	HO	TY	2.8	3.18	2.78	36.1	9.5	8.3	1.2	6.4	1.99	3.2	.239	91	24	0	0	0	0	0
BRITTON, Z.			.0	3.12	3.12	37.4	11.4	8.3	3.1	5.2	1.04	.9	.250	36	11	0	0	0	0	0
PONCE de LEON, D.			2.9	4.91	4.42	39.8	13.3	10.3	2.5	9.3	.98	-.7	.288	81	27	0	1	0	0	0
ALEXANDER, T.	HO	TY	3.4	6.13	4.64	39.3	12.6	10.3	2.2	6.8	1.35	-7.6	.282	526	168	1	1	2	0	0
VOTH, A.	HO	TY	1.5	5.82	4.73	42.3	15.1	11.5	3.3	10.1	1.40	-11.0	.302	697	249	6	5	1	0	0
KNEBEL, C.	HO	TY	1.7	5.19	4.85	39.1	11.8	9.7	2.1	10.7	1.04	-2.3	.272	113	34	1	0	0	0	0
SANDLIN, N.	HO	TY	.0	5.45	4.95	39.9	12.9	7.7	5.0	11.1	1.73	-3.6	.226	161	52	3	1	0	0	0
YNOA, H.	HO	TY	4.5	5.40	5.04	39.8	13.6	10.5	2.6	10.2	1.26	-10.8	.292	442	151	0	5	6	0	0
SUAREZ, J.	HO	TY	4.3	6.22	5.08	40.6	13.7	9.1	4.1	7.4	1.40	-11.6	.261	463	156	2	5	4	0	0
JONES, N.			.0	5.11	5.11	41.6	15.3	13.1	2.2	6.6	2.19	-1.4	.353	57	21	2	0	0	0	0
NEWCOMB, S.	HO	TY	.0	6.00	5.25	42.5	16.3	11.0	4.8	9.5	.50	-4.7	.301	170	65	1	2	1	0	0
PETERSON, D.	HO	TY	5.4	5.85	5.36	40.7	14.5	10.7	3.5	9.0	1.46	-29.3	.295	919	327	3	6	5	0	0
BROGDON, C.	HO	TY	.0	5.82	5.52	39.7	14.2	11.2	3.0	5.8	1.79	-9.7	.311	266	95	2	0	3	1	0
YARBROUGH, R.	HO	TY	4.9	6.43	5.67	41.0	14.0	11.4	2.0	8.1	1.51	-21.2	.301	542	185	3	7	3	1	0
KINTZLER, B.			.0	5.84	5.84	37.2	10.9	9.5	1.5	7.3	3.65	-2.4	.271	51	15	1	0	0	0	0
DAVIES, Z.	HO	TY	4.2	7.79	5.97	43.3	16.8	11.5	4.4	7.8	1.14	-33.5	.309	762	295	1	14	0	0	0
HENTGES, S.	HO	TY	3.4	7.12	6.38	42.4	15.3	11.2	4.1	8.8	1.53	-37.7	.298	691	249	2	0	6	0	0
PLUTKO, A.			1.6	9.53	7.41	45.5	18.5	15.9	2.1	8.5	3.18	-6.3	.370	86	35	0	1	0	0	0
RODRIGUEZ, M.			.0	10.61	8.68	47.3	20.3	10.6	7.7	13.5	1.93	-4.8	.289	49	21	0	2	0	0	0
Horseshoe Bay Polos			3.2	6.06	5.18	40.8	14.1	10.6	3.2	8.3	1.42	-178.5	.289	6512	2248	36	50	34	2	0

37 Players	Tm	Lg	AVG	G	AB	R	H	2B	3B	HR	TB	RBI	SO	BB	ASB	SB	CS	SBP	GDP
PLUTKO, A.			.500	3	4	0	2	1	0	0	3	0	0	0	0	0	0	-	0
GUERRERO, V.	HO	TY	.286	162	612	96	175	32	0	39	324	113	101	88	0	0	0	-	8
GARCIA, L.	HO	TY	.282	94	238	31	67	22	3	4	107	20	48	15	0	0	0	-	9
MOUNTCASTLE, R.	HO	TY	.267	148	524	79	140	31	2	33	274	98	133	46	1	1	0	100.0	11
TATIS, F.	HO	TY	.266	145	463	89	123	31	2	35	263	85	137	54	15	14	1	93.3	5
HAYES, K.	HO	TY	.253	109	368	45	93	20	3	14	161	52	87	34	8	7	1	87.5	8
KIRILLOFF, A.	HO	TY	.252	100	242	27	61	16	0	8	101	28	73	16	1	0	1	.0	7
KINTZLER, B.			.250	6	4	0	1	0	0	0	1	0	2	0	0	0	0	-	0
NEWMAN, K.	HO	TY	.246	117	357	35	88	13	0	5	116	31	63	12	4	3	1	75.0	7
ADELL, J.	HO	TY	.239	52	138	13	33	5	5	3	57	13	42	9	2	2	0	100.0	2
HEREDIA, G.	HO	TY	.238	116	345	54	82	29	1	2	119	21	88	31	0	0	0	-	2
ODOR, R.	HO	TY	.234	98	299	45	70	17	0	23	156	45	93	25	0	0	0	-	3
PROFAR, J.	HO	TY	.227	132	366	41	83	13	2	3	109	26	77	55	15	12	3	80.0	4
McGUIRE, R.	HO	TY	.225	87	218	21	49	13	0	3	71	19	49	21	0	0	0	-	2
CALHOUN, W.	HO	TY	.222	58	167	23	37	8	0	5	60	19	32	17	0	0	0	-	3
TORO, A.	HO	TY	.222	101	316	34	70	11	0	9	108	31	71	23	1	0	1	.0	6
ALEXANDER, T.	HO	TY	.212	32	33	4	7	2	0	1	12	4	11	2	0	0	0	-	0
COLLINS, Z.	HO	TY	.212	98	222	25	47	17	0	4	76	17	83	30	0	0	0	-	3
GARCIA, A.	HO	TY	.188	75	170	20	32	1	1	4	47	15	49	1	0	0	0	-	6
YNOA, H.	HO	TY	.182	15	33	5	6	0	0	5	21	9	12	0	0	0	0	-	1
SUAREZ, J.	HO	TY	.179	16	28	2	5	1	0	1	9	4	10	5	0	0	0	-	0
KNEBEL, C.	HO	TY	.167	5	6	0	1	0	0	0	1	0	2	1	0	0	0	-	0
MARTIN, B.	HO	TY	.154	59	13	0	2	0	0	0	2	1	5	1	0	0	0	-	1
YARBROUGH, R.	HO	TY	.150	18	40	5	6	0	0	0	6	6	9	3	0	0	0	-	1
LONG, S.	HO	TY	.149	55	114	10	17	3	1	3	31	13	32	17	0	0	0	-	3
DAVIES, Z.	HO	TY	.149	26	47	2	7	0	0	0	7	6	14	0	0	0	0	-	0
BROGDON, C.	HO	TY	.143	38	7	0	1	0	0	0	1	1	3	0	0	0	0	-	0
VOTH, A.	HO	TY	.140	40	43	4	6	0	0	0	6	1	13	1	0	0	0	-	0
HENTGES, S.	HO	TY	.133	30	45	3	6	0	0	1	9	4	12	1	0	0	0	-	0
PETERSON, D.	HO	TY	.129	31	70	4	9	3	0	0	12	0	34	2	0	0	0	-	0
De JONG, C.	HO	TY	.000	3	7	0	0	0	0	0	0	0	4	1	0	0	0	-	0
NEWCOMB, S.	HO	TY	.000	23	5	0	0	0	0	0	0	1	1	0	0	0	0	-	0
PONCE de LEON, D.			.000	4	4	0	0	0	0	0	0	0	1	0	0	0	0	-	0
JONES, N.			.000	6	3	0	0	0	0	0	0	0	3	0	0	0	0	-	0
RODRIGUEZ, M.			.000	5	3	0	0	0	0	0	0	0	2	0	0	0	0	-	0
SANDLIN, N.	HO	TY	.000	27	2	0	0	0	0	0	0	0	1	1	0	0	0	-	0
BRITTON, Z.			.000	5	1	0	0	0	0	0	0	0	0	0	0	0	0	-	0
Horseshoe Bay Polos			.239	2139	5557	717	1326	289	20	205	2270	683	1397	512	47	39	8	83.0	92

37 Players	Tm	Lg	AVG	OBP	SLG	OPS	ISO	SECA	TA	RCON	RC	RC/G	PA	IBB	HBP	SH	SF
PLUTKO, A.			.500	.500	.750	1.250	.250	.250	1.500	.8	1.4	12.7	5	0	0	1	0
GUERRERO, V.	HO	TY	.286	.376	.529	.905	.243	.387	.928	48.2	125.9	7.6	703	9	1	0	2
GARCIA, L.	HO	TY	.282	.322	.450	.771	.168	.231	.678	5.9	32.0	4.7	255	1	0	0	2
MOUNTCASTLE, R.	HO	TY	.267	.329	.523	.852	.256	.345	.823	27.9	89.7	6.1	577	0	4	0	3
TATIS, F.	HO	TY	.266	.345	.568	.913	.302	.447	.965	38.5	95.0	7.4	522	4	3	0	2
HAYES, K.	HO	TY	.253	.317	.438	.754	.185	.293	.715	8.7	51.4	4.8	407	0	1	3	1
KIRILLOFF, A.	HO	TY	.252	.298	.417	.716	.165	.227	.619	.5	28.1	4.0	258	1	0	0	0
KINTZLER, B.			.250	.250	.250	.500	.000	.000	.333	-.3	.3	2.3	4	0	0	0	0
NEWMAN, K.	HO	TY	.246	.270	.325	.595	.078	.118	.473	-13.4	30.4	2.9	377	1	0	7	1
ADELL, J.	HO	TY	.239	.291	.413	.704	.174	.254	.645	.1	16.8	4.2	148	0	1	0	0
HEREDIA, G.	HO	TY	.238	.320	.345	.665	.107	.197	.608	-1.9	41.0	4.2	388	0	11	0	1
ODOR, R.	HO	TY	.234	.317	.522	.838	.288	.371	.832	14.6	51.2	5.9	338	1	12	0	2
PROFAR, J.	HO	TY	.227	.329	.298	.627	.071	.246	.614	-3.6	41.0	3.8	425	0	2	0	2
McGUIRE, R.	HO	TY	.225	.295	.326	.620	.101	.197	.544	-5.2	22.0	3.4	241	2	1	0	1
CALHOUN, W.	HO	TY	.222	.296	.359	.655	.138	.240	.586	-2.1	18.2	3.6	187	1	1	1	1
TORO, A.	HO	TY	.222	.289	.342	.631	.120	.190	.545	-7.8	31.2	3.3	347	0	7	1	0
ALEXANDER, T.	HO	TY	.212	.257	.364	.621	.152	.212	.538	-1.0	3.3	3.1	38	0	0	3	0
COLLINS, Z.	HO	TY	.212	.304	.342	.647	.131	.266	.596	-2.7	24.7	3.7	253	0	0	0	1
GARCIA, A.	HO	TY	.188	.215	.276	.491	.088	.094	.368	-13.1	8.9	1.7	177	0	5	0	1
YNOA, H.	HO	TY	.182	.182	.636	.818	.455	.455	.750	.7	3.1	2.7	36	0	0	3	0
SUAREZ, J.	HO	TY	.179	.294	.321	.616	.143	.321	.609	-.5	3.4	3.3	38	0	0	4	1
KNEBEL, C.	HO	TY	.167	.286	.167	.452	.000	.167	.400	-.5	.4	2.0	8	0	0	1	0
MARTIN, B.	HO	TY	.154	.267	.154	.421	.000	.077	.333	-1.2	.6	1.2	17	0	1	2	0
YARBROUGH, R.	HO	TY	.150	.205	.150	.355	.000	.075	.257	-4.8	1.6	1.1	48	0	0	4	1
LONG, S.	HO	TY	.149	.260	.272	.531	.123	.272	.480	-6.4	8.4	2.2	132	1	0	1	0
DAVIES, Z.	HO	TY	.149	.143	.149	.292	.000	.000	.175	-6.8	1.6	.8	59	0	0	10	2
BROGDON, C.	HO	TY	.143	.143	.143	.286	.000	.000	.167	-1.0	.1	.6	7	0	0	0	0
VOTH, A.	HO	TY	.140	.159	.140	.299	.000	.023	.189	-6.2	1.1	.8	46	0	0	2	0
HENTGES, S.	HO	TY	.133	.152	.200	.352	.067	.089	.256	-5.7	1.7	1.0	54	0	0	8	0
PETERSON, D.	HO	TY	.129	.153	.171	.324	.043	.071	.230	-9.4	2.1	.9	76	0	0	4	0
De JONG, C.	HO	TY	.000	.125	.000	.125	.000	.143	.143	-1.4	.0	.1	8	0	0	0	0
NEWCOMB, S.	HO	TY	.000	.000	.000	.000	.000	.000	.000	-1.3	.0	.0	6	0	0	1	0
PONCE de LEON, D.			.000	.000	.000	.000	.000	.000	.000	-1.0	.0	.0	6	0	0	2	0
JONES, N.			.000	.000	.000	.000	.000	.000	.000	-.8	.0	.0	4	0	0	1	0
RODRIGUEZ, M.			.000	.000	.000	.000	.000	.000	.000	-.8	.0	.0	3	0	0	0	0
SANDLIN, N.	HO	TY	.000	.333	.000	.333	.000	.500	.500	-.2	.1	1.2	3	0	0	0	0
BRITTON, Z.			.000	.000	.000	.000	.000	.000	.000	-.3	.0	.0	1	0	0	0	0
Horseshoe Bay Polos			.239	.307	.408	.716	.170	.268	.663	46.7	713.3	4.4	6202	21	50	59	24



*Capitol*

**D i v i s i o n**



# **GUNPOWDER IRONMEN**

**2022 Opening Day**

**Starting Lineup**

**1-Xander Bogaerts, SS**

**2-DJ LeMahieu, 2B**

**3-Kyle Schwarber, LF**

**4-Rafael Devers, 3B**



**5-CJ Cron, 1B**

**6-Corey Dickerson, RF**

**7-Christian Vazquez, C**

**8-Jarren Duran, CF**

**9-Michael Pineda, P**



# Walt MacEachern

14105 Fox Manor Lane

Phoenix, MD 21131

(410) 592-2745

waltermac@aol.com



18 Pitchers	Tm	Lg	W	L	PCT	SV	ERA	G	GS	CG	SHO	QS	IP	H	R	ER	HR	SO	BB
BARLOW, J.	GU	TY	2	1	.667	12	1.34	34	0	0	0	0	33.2	14	6	5	1	31	13
CESSA, L.	GU	TY	4	1	.800	4	1.52	43	0	0	0	0	59.1	36	15	10	4	54	20
CIMBER, A.	GU	TY	6	1	.857	7	2.09	71	0	0	0	0	82.0	68	24	19	3	66	21
WHITLOCK, G.	GU	TY	7	5	.583	13	2.49	56	0	0	0	0	83.0	50	27	23	9	83	26
HEUER, C.	GU	TY	1	0	1.000	1	3.24	8	0	0	0	0	8.1	13	3	3	1	5	1
HOLMES, C.	GU	TY	3	4	.429	4	3.39	64	0	0	0	0	74.1	67	37	28	6	74	28
PINEDA, M.	GU	TY	7	6	.538	0	3.79	19	19	0	0	10	126.0	110	57	53	17	89	39
KING, M.	GU	TY	2	1	.667	1	3.98	34	2	0	0	0	54.1	53	30	24	5	38	18
BARRIA, J.	GU	TY	3	2	.600	0	4.18	11	7	1	0	3	51.2	50	25	24	7	52	16
RODRIGUEZ, E.	GU	TY	13	6	.684	0	4.20	28	28	2	1	15	169.1	171	88	79	16	210	62
PIVETTA, N.	GU	TY	11	9	.550	0	4.22	27	26	2	1	10	164.1	168	85	77	27	188	56
HAND, B.	GU	TY	2	3	.400	0	4.37	58	0	0	0	0	57.2	56	29	28	10	55	15
BENDER, A.	GU	TY	2	4	.333	1	4.42	49	1	0	0	0	57.0	57	32	28	10	62	26
MARQUEZ, G.	GU	TY	7	10	.412	0	4.82	29	29	1	1	9	151.1	171	91	81	26	134	57
WEAVER, L.	GU	TY	3	5	.375	0	4.97	16	12	2	1	4	70.2	87	41	39	14	69	18
BRUBAKER, J.	GU	TY	3	1	.750	0	5.27	12	6	0	0	2	41.0	54	25	24	3	47	7
SMYLY, D.	GU	TY	7	14	.333	0	5.58	25	23	0	0	6	129.0	145	94	80	31	109	60
ALZOLAY, A.	GU	TY	3	3	.500	0	5.62	14	9	2	2	4	57.2	72	37	36	15	55	13
Gunpowder Ironmen			86	76	.531	43	4.05	598	162	10	6	63	1470.2	1442	746	661	205	1421	496

18 Pitchers	Tm	Lg	SUP/9	R/9	ERA	BF/9	BR/9	H/9	BB/9	SO/9	HR/9	ERPT	OBA	BF	BR	IBB	HB	WP	BK
BARLOW, J.	GU	TY	.0	1.60	1.34	32.6	7.2	3.7	3.5	8.3	.27	10.2	.132	122	27	0	0	0	0
CESSA, L.	GU	TY	.0	2.28	1.52	35.2	8.3	5.5	2.9	8.2	.61	16.8	.171	232	55	1	0	0	0
CIMBER, A.	GU	TY	.0	2.63	2.09	36.3	9.8	7.5	1.8	7.2	.33	18.0	.225	331	89	5	5	0	0
WHITLOCK, G.	GU	TY	.0	2.93	2.49	35.7	8.5	5.4	2.7	9.0	.98	14.5	.167	329	78	1	3	3	0
HEUER, C.	GU	TY	.0	3.24	3.24	40.0	15.1	14.0	1.1	5.4	1.08	.8	.361	37	14	0	0	0	0
HOLMES, C.	GU	TY	.0	4.48	3.39	38.1	11.9	8.1	3.4	9.0	.73	5.6	.239	315	98	0	3	1	0
PINEDA, M.	GU	TY	4.7	4.07	3.79	37.5	11.0	7.9	2.8	6.4	1.21	3.9	.233	525	154	0	5	0	0
KING, M.	GU	TY	.2	4.97	3.98	38.8	12.1	8.8	3.0	6.3	.83	.5	.251	234	73	0	2	1	0
BARRIA, J.	GU	TY	3.5	4.35	4.18	38.3	11.8	8.7	2.6	9.1	1.22	-.7	.253	220	68	1	3	0	0
RODRIGUEZ, E.	GU	TY	5.2	4.68	4.20	38.6	12.7	9.1	3.3	11.2	.85	-2.5	.262	726	239	0	6	0	1
PIVETTA, N.	GU	TY	4.1	4.66	4.22	39.4	12.7	9.2	3.1	10.3	1.48	-2.8	.257	719	231	0	7	3	0
HAND, B.	GU	TY	.0	4.53	4.37	38.4	11.5	8.7	2.2	8.6	1.56	-1.9	.248	246	74	1	4	1	0
BENDER, A.	GU	TY	.0	5.05	4.42	39.0	13.1	9.0	4.1	9.8	1.58	-2.3	.263	247	83	0	0	4	0
MARQUEZ, G.	GU	TY	4.5	5.41	4.82	40.3	13.9	10.2	3.3	8.0	1.55	-12.6	.284	677	233	2	7	6	0
WEAVER, L.	GU	TY	4.3	5.22	4.97	40.4	13.5	11.1	2.2	8.8	1.78	-7.1	.295	317	106	1	2	0	0
BRUBAKER, J.	GU	TY	8.3	5.49	5.27	39.7	14.0	11.9	1.5	10.3	.66	-5.5	.316	181	64	0	3	0	0
SMYLY, D.	GU	TY	4.0	6.56	5.58	41.0	14.7	10.1	4.2	7.6	2.16	-21.7	.280	588	210	0	5	2	0
ALZOLAY, A.	GU	TY	4.4	5.77	5.62	39.5	13.6	11.2	2.0	8.6	2.34	-9.9	.304	253	87	0	2	0	0
Gunpowder Ironmen			3.0	4.57	4.05	38.5	12.1	8.8	3.0	8.7	1.25	3.4	.253	6299	1983	12	57	21	1



34 Players	Tm	Lg	AVG	G	AB	R	H	2B	3B	HR	TB	RBI	SO	BB	ASB	SB	CS	SBP	GDP
HEUER, C.	GU	TY	1.000	8	1	0	1	0	0	0	1	0	0	0	0	0	0	-	0
KING, M.	GU	TY	.333	34	9	1	3	0	0	0	3	1	2	0	0	0	0	-	0
CIMBER, A.	GU	TY	.333	71	3	2	1	0	0	0	1	0	1	1	0	0	0	-	0
VELAZQUEZ, A.	GU	TY	.324	42	71	17	23	6	0	0	29	6	18	4	15	13	2	86.7	2
ALBERTO, H.	GU	TY	.293	95	133	15	39	14	2	0	57	9	16	7	5	5	0	100.0	2
CRON, C.	GU	TY	.291	135	477	76	139	40	4	22	253	83	124	64	0	0	0	-	7
BOGAERTS, X.	GU	TY	.289	141	568	100	164	30	3	31	293	82	124	66	19	14	5	73.7	7
VAZQUEZ, C.	GU	TY	.286	112	370	39	106	17	1	4	137	40	75	17	2	2	0	100.0	9
DIFO, W.	GU	TY	.284	113	264	37	75	9	2	7	109	40	68	16	2	2	0	100.0	3
DICKERSON, C.	GU	TY	.267	110	344	40	92	23	5	5	140	40	71	23	7	6	1	85.7	4
CASTRO, J.	GU	TY	.250	19	44	5	11	6	0	2	23	12	15	8	1	0	1	.0	1
GORDON, N.	GU	TY	.248	115	238	35	59	13	1	9	101	38	54	14	22	20	2	90.9	7
SCHWARBER, K.	GU	TY	.248	112	400	76	99	18	0	32	213	76	122	61	0	0	0	-	9
DEVERS, R.	GU	TY	.247	148	583	102	144	44	0	33	287	95	132	54	0	0	0	-	14
LeMAHIEU, D.	GU	TY	.238	154	588	71	140	18	1	7	181	51	92	63	10	8	2	80.0	18
RENFROE, H.	GU	TY	.236	150	534	66	126	34	0	22	226	81	147	51	1	0	1	.0	5
GAMEL, B.	GU	TY	.231	113	351	53	81	20	1	7	124	38	105	57	4	2	2	50.0	4
MOLINA, Y.	GU	TY	.230	95	265	21	61	9	0	5	85	28	48	16	0	0	0	-	4
MARQUEZ, G.	GU	TY	.217	29	46	2	10	3	0	0	13	2	11	0	0	0	0	-	0
PIVETTA, N.	GU	TY	.193	27	57	1	11	1	0	0	12	4	17	1	0	0	0	-	1
BARRIA, J.	GU	TY	.188	11	16	1	3	0	0	0	3	0	5	0	0	0	0	-	0
DURAN, J.	GU	TY	.186	35	70	4	13	3	0	1	19	5	26	1	3	1	2	33.3	2
WEAVER, L.	GU	TY	.160	16	25	2	4	0	0	0	4	1	14	0	0	0	0	-	0
BRUBAKER, J.	GU	TY	.154	12	13	2	2	0	0	0	2	0	5	0	0	0	0	-	0
SMYLY, D.	GU	TY	.150	25	40	2	6	0	0	0	6	4	16	0	0	0	0	-	0
RODRIGUEZ, E.	GU	TY	.143	28	56	6	8	2	0	0	10	8	18	0	0	0	0	-	0
ALZOLAY, A.	GU	TY	.063	14	16	0	1	0	0	0	1	1	2	1	0	0	0	-	1
PINEDA, M.	GU	TY	.024	19	41	1	1	0	0	0	1	0	15	3	0	0	0	-	1
WHITLOCK, G.	GU	TY	.000	56	14	1	0	0	0	0	0	0	4	1	0	0	0	-	0
CESSA, L.	GU	TY	.000	43	8	0	0	0	0	0	0	0	3	1	0	0	0	-	0
HOLMES, C.	GU	TY	.000	64	8	0	0	0	0	0	0	0	2	0	0	0	0	-	0
HAND, B.	GU	TY	.000	58	5	0	0	0	0	0	0	0	1	0	0	0	0	-	0
BENDER, A.	GU	TY	.000	49	4	0	0	0	0	0	0	0	2	0	0	0	0	-	0
BARLOW, J.	GU	TY	.000	34	3	0	0	0	0	0	0	0	2	0	0	0	0	-	0
Gunpowder Ironmen			.251	2287	5665	778	1423	310	20	187	2334	745	1357	530	91	73	18	80.2	101

34 Players	Tm	Lg	AVG	OBP	SLG	OPS	ISO	SECA	TA	RCON	RC	RC/G	PA	IBB	HBP	SH	SF
HEUER, C.	GU	TY	1.000	1.000	1.000	2.000	.000	.000	-	.5	1.0	-	1	0	0	0	0
KING, M.	GU	TY	.333	.333	.333	.667	.000	.000	.500	-.1	1.1	4.1	10	0	0	1	0
CIMBER, A.	GU	TY	.333	.500	.333	.833	.000	.333	1.000	.3	.7	6.4	5	0	0	1	0
VELAZQUEZ, A.	GU	TY	.324	.360	.408	.768	.085	.296	.885	4.6	11.3	5.9	75	0	0	0	0
ALBERTO, H.	GU	TY	.293	.329	.429	.757	.135	.226	.719	4.1	19.3	5.4	140	0	0	0	0
CRON, C.	GU	TY	.291	.383	.530	.914	.239	.373	.945	40.0	101.1	7.8	553	3	9	0	3
BOGAERTS, X.	GU	TY	.289	.362	.516	.877	.227	.359	.897	38.4	108.7	7.0	636	5	0	0	2
VAZQUEZ, C.	GU	TY	.286	.317	.370	.687	.084	.135	.575	-.6	42.4	4.1	392	1	1	0	3
DIFO, W.	GU	TY	.284	.322	.413	.734	.129	.197	.661	3.9	36.0	5.0	284	0	0	1	3
DICKERSON, C.	GU	TY	.267	.318	.407	.725	.140	.221	.669	4.4	45.7	4.8	371	1	3	0	1
CASTRO, J.	GU	TY	.250	.370	.523	.893	.273	.432	.914	3.1	8.5	6.4	54	1	1	0	1
GORDON, N.	GU	TY	.248	.289	.424	.713	.176	.311	.718	5.3	29.1	4.2	253	2	0	0	1
SCHWARBER, K.	GU	TY	.248	.350	.532	.882	.285	.438	.890	27.3	75.6	6.6	463	2	2	0	0
DEVERS, R.	GU	TY	.247	.312	.492	.804	.245	.338	.759	21.3	87.9	5.2	644	4	3	0	4
LeMAHIEU, D.	GU	TY	.238	.311	.308	.619	.070	.187	.541	-12.0	57.1	3.3	655	0	1	0	3
RENFROE, H.	GU	TY	.236	.303	.423	.726	.187	.281	.674	5.1	70.6	4.6	591	3	2	0	4
GAMEL, B.	GU	TY	.231	.337	.353	.691	.123	.285	.663	1.9	45.2	4.4	409	1	0	0	1
MOLINA, Y.	GU	TY	.230	.286	.321	.606	.091	.151	.510	-8.3	24.6	3.2	287	2	5	0	1
MARQUEZ, G.	GU	TY	.217	.217	.283	.500	.065	.065	.361	-3.4	3.2	1.9	55	0	0	9	0
PIVETTA, N.	GU	TY	.193	.203	.211	.414	.018	.035	.277	-5.8	2.6	1.3	63	0	0	4	1
BARRIA, J.	GU	TY	.188	.188	.188	.375	.000	.000	.231	-1.9	.7	1.2	18	0	0	2	0
DURAN, J.	GU	TY	.186	.194	.271	.466	.086	.086	.344	-6.9	2.8	1.2	72	1	0	0	1
WEAVER, L.	GU	TY	.160	.160	.160	.320	.000	.000	.190	-3.4	.7	.9	27	0	0	2	0
BRUBAKER, J.	GU	TY	.154	.154	.154	.308	.000	.000	.182	-1.8	.4	.8	14	0	0	1	0
SMYLY, D.	GU	TY	.150	.146	.150	.296	.000	.000	.176	-5.7	1.1	.8	45	0	0	4	1
RODRIGUEZ, E.	GU	TY	.143	.140	.179	.319	.036	.036	.208	-7.6	1.7	.9	63	0	0	6	1
ALZOLAY, A.	GU	TY	.063	.111	.063	.174	.000	.063	.125	-3.0	.1	.2	19	0	0	1	1
PINEDA, M.	GU	TY	.024	.091	.024	.115	.000	.073	.098	-8.6	.2	.1	47	0	0	3	0
WHITLOCK, G.	GU	TY	.000	.067	.000	.067	.000	.071	.071	-3.2	.0	.0	15	1	0	0	0
CESSA, L.	GU	TY	.000	.111	.000	.111	.000	.125	.125	-1.7	.1	.3	11	0	0	2	0
HOLMES, C.	GU	TY	.000	.000	.000	.000	.000	.000	.000	-2.0	.0	.0	8	0	0	0	0
HAND, B.	GU	TY	.000	.000	.000	.000	.000	.000	.000	-1.3	.0	.0	5	0	0	0	0
BENDER, A.	GU	TY	.000	.000	.000	.000	.000	.000	.000	-1.0	.0	.0	4	0	0	0	0
BARLOW, J.	GU	TY	.000	.000	.000	.000	.000	.000	.000	-.8	.0	.0	3	0	0	0	0
Gunpowder Ironmen			.251	.317	.412	.729	.161	.264	.680	81.4	753.0	4.6	6292	27	27	37	32

# HEREFORD Highlanders Baseball



# HEREFORD HIGHLANDERS 2022 Opening Day Starting Lineup

1-Buster Posey, C    2-Austin Riley, 3B    3-Franmil Reyes, LF    4-Pete Alonso, 1B  
5-Avisail Garcia, CF    6-Javier Baez, SS    7-Luis Urias, 2B    8-Manuel Margot, RF  
9-Chris Flexen, P



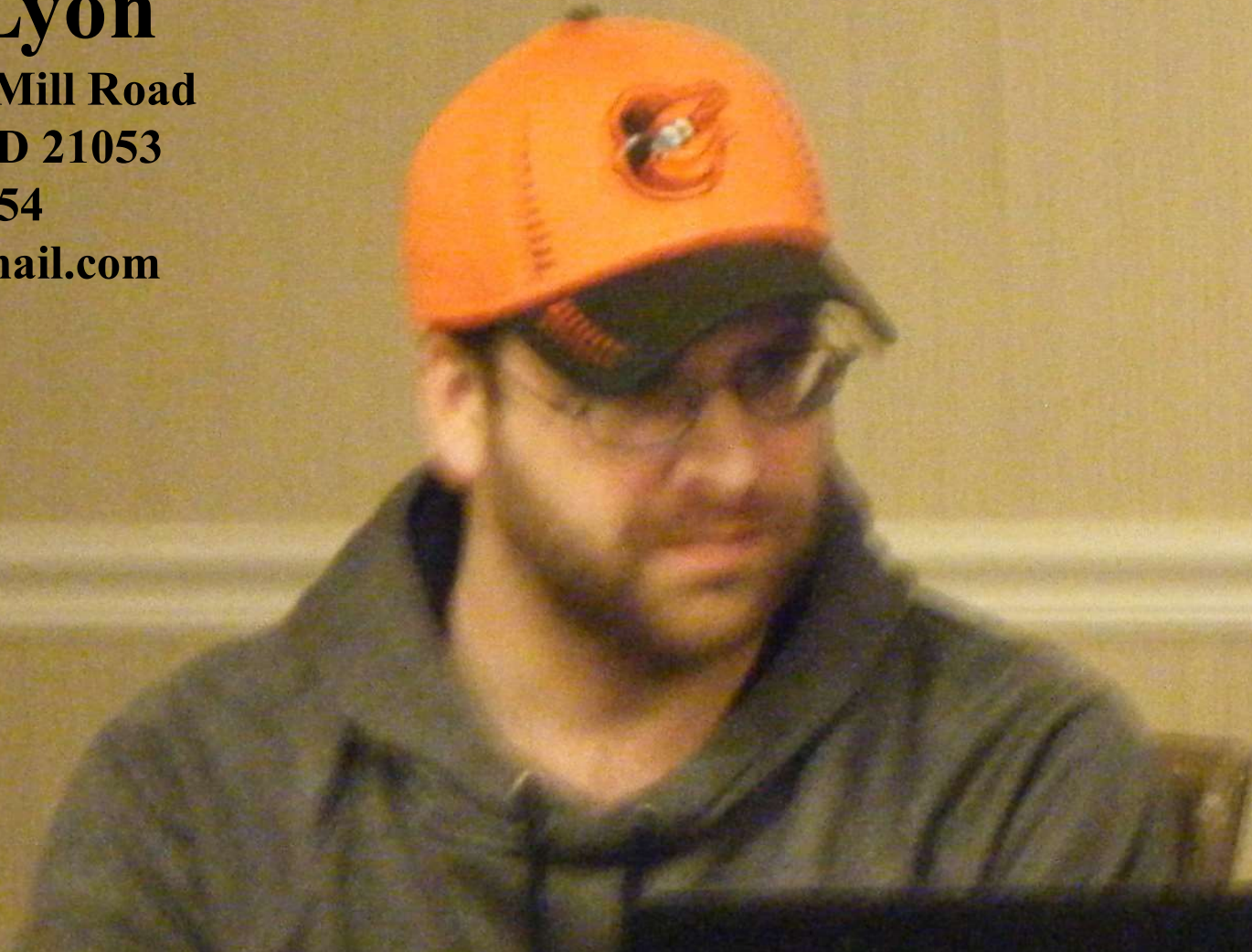
# Steve Lyon

20345 Gore Mill Road

Freeland, MD 21053

(443) 421-6654

lyon109@gmail.com



16 Pitchers	Tm	Lg	W	L	PCT	SV	ERA	G	GS	CG	SHO	QS	IP	H	R	ER	HR	SO	BB
CASTILLO, D.	HH	TY	6	1	.857	3	1.71	45	0	0	0	0	63.0	34	15	12	5	84	23
BEDNAR, D.	HH	TY	3	3	.500	18	1.86	59	0	0	0	0	63.0	40	17	13	5	72	20
BRENTZ, J.	HH	TY	1	1	.500	0	1.98	25	0	0	0	0	27.1	16	6	6	3	28	10
RODON, C.	HH	TY	12	4	.750	0	2.75	23	23	2	0	13	150.1	96	54	46	16	162	45
IGLESIAS, R.	HH	TY	5	1	.833	4	2.76	55	0	0	0	0	65.1	53	21	20	6	68	20
JANSEN, K.	HH	TY	4	9	.308	26	3.28	63	0	0	0	0	68.2	43	30	25	9	82	32
SMITH, W.	HH	TY	2	3	.400	0	3.38	54	0	0	0	0	61.1	55	24	23	6	78	23
FLEXEN, C.	HH	TY	10	9	.526	0	3.38	26	26	4	3	16	173.0	147	74	65	23	139	53
CHARGOIS, J.	HH	TY	3	2	.600	2	3.81	37	0	0	0	0	49.2	35	21	21	5	47	21
GARCIA, L.	HH	TY	11	10	.524	0	3.87	27	27	2	2	17	169.2	149	84	73	22	185	56
ANDERSON, I.	HH	TY	8	11	.421	0	4.11	25	25	2	1	10	149.0	120	75	68	16	142	64
MANAEA, S.	HH	TY	8	8	.500	0	4.32	29	29	1	0	14	187.2	203	103	90	27	176	54
TOUSSAINT, T.	HH	TY	1	3	.250	0	5.40	14	4	0	0	0	43.1	57	28	26	5	43	14
SKUBAL, T.	HH	TY	7	14	.333	0	6.07	28	28	0	0	8	149.2	187	118	101	23	154	56
BIELAK, B.	HH	TY	0	0	-	0	7.71	10	0	0	0	0	11.2	13	11	10	1	11	9
KREMER, D.	HH	TY	1	1	.500	0	8.44	11	0	0	0	0	26.2	41	28	25	6	22	11
Hereford Highlanders			82	80	.506	53	3.85	531	162	11	6	78	1459.1	1289	709	624	178	1493	511

16 Pitchers	Tm	Lg	SUP/9	R/9	ERA	BF/9	BR/9	H/9	BB/9	SO/9	HR/9	ERPT	OBA	BF	BR	IBB	HB	WP	BK
CASTILLO, D.	HH	TY	.0	2.14	1.71	34.9	8.1	4.9	3.1	12.0	.71	16.5	.155	244	57	1	1	0	0
BEDNAR, D.	HH	TY	.0	2.43	1.86	35.7	8.6	5.7	2.6	10.3	.71	15.5	.177	250	60	2	2	0	0
BRENTZ, J.	HH	TY	.0	1.98	1.98	36.5	8.9	5.3	3.3	9.2	.99	6.3	.163	111	27	0	1	0	0
RODON, C.	HH	TY	4.2	3.23	2.75	35.7	8.7	5.7	2.6	9.7	.96	21.9	.178	597	145	1	5	4	0
IGLESIAS, R.	HH	TY	.0	2.89	2.76	37.2	11.2	7.3	2.8	9.4	.83	9.5	.222	270	81	0	8	2	1
JANSEN, K.	HH	TY	.0	3.93	3.28	37.5	10.0	5.6	4.1	10.7	1.18	6.0	.173	286	76	1	2	2	0
SMITH, W.	HH	TY	.0	3.52	3.38	37.9	11.7	8.1	3.4	11.4	.88	4.7	.239	258	80	0	2	1	0
FLEXEN, C.	HH	TY	4.7	3.85	3.38	36.7	10.6	7.6	2.8	7.2	1.20	13.2	.227	706	203	0	3	2	0
CHARGOIS, J.	HH	TY	.0	3.81	3.81	36.6	10.3	6.3	3.6	8.5	.91	1.4	.198	202	57	1	2	1	0
GARCIA, L.	HH	TY	4.8	4.46	3.87	37.9	11.5	7.9	3.0	9.8	1.17	3.6	.232	715	216	0	11	4	1
ANDERSON, I.	HH	TY	4.5	4.53	4.11	37.3	11.5	7.2	3.9	8.6	.97	-.7	.223	618	190	0	6	5	0
MANAEA, S.	HH	TY	4.8	4.94	4.32	39.2	12.7	9.7	2.5	8.4	1.29	-5.2	.273	817	264	1	8	3	1
TOUSSAINT, T.	HH	TY	1.5	5.82	5.40	40.9	15.2	11.8	2.9	8.9	1.04	-6.4	.322	197	73	0	2	0	0
SKUBAL, T.	HH	TY	4.8	7.10	6.07	41.4	15.3	11.2	3.4	9.3	1.38	-33.4	.304	688	254	0	11	3	0
BIELAK, B.	HH	TY	.0	8.49	7.71	44.0	17.7	10.0	6.9	8.5	.77	-4.7	.283	57	23	0	1	0	0
KREMER, D.	HH	TY	.0	9.45	8.44	44.2	17.9	13.8	3.7	7.4	2.02	-13.0	.347	131	53	0	1	2	0
Hereford Highlanders			3.2	4.37	3.85	37.9	11.5	7.9	3.1	9.2	1.10	35.2	.234	6147	1859	7	66	29	3

34 Players	Tm	Lg	AVG	G	AB	R	H	2B	3B	HR	TB	RBI	SO	BB	ASB	SB	CS	SBP	GDP
RILEY, A.	HH	TY	.333	155	604	95	201	32	0	37	344	90	157	66	1	1	0	100.0	14
POSEY, B.	HH	TY	.294	141	408	64	120	24	0	20	204	61	78	38	0	0	0	-	2
HARRISON, J.	HH	TY	.291	122	385	38	112	22	1	8	160	42	65	27	1	1	0	100.0	5
BAEZ, J.	HH	TY	.261	117	349	49	91	8	1	26	179	49	125	26	15	9	6	60.0	6
MARGOT, M.	HH	TY	.258	137	399	52	103	12	2	10	149	41	71	41	14	9	5	64.3	6
SOLAK, N.	HH	TY	.255	25	55	4	14	4	0	0	18	3	14	1	0	0	0	-	0
URIAS, L.	HH	TY	.252	143	503	78	127	21	3	25	229	70	118	48	0	0	0	-	8
UPTON, J.	HH	TY	.250	12	32	3	8	0	0	1	11	7	8	4	0	0	0	-	2
GARCIA, L.	HH	TY	.245	27	53	7	13	0	1	0	15	4	12	4	0	0	0	-	1
GARCIA, A.	HH	TY	.238	123	496	58	118	14	0	30	222	59	124	17	1	1	0	100.0	12
ALONSO, P.	HH	TY	.235	151	582	79	137	20	1	34	261	81	150	47	0	0	0	-	22
REYES, F.	HH	TY	.234	122	431	58	101	15	2	37	231	76	161	24	1	1	0	100.0	15
ZUNINO, M.	HH	TY	.226	105	292	52	66	5	0	30	161	53	108	33	0	0	0	-	11
PINDER, C.	HH	TY	.220	73	164	21	36	14	0	5	65	21	46	18	0	0	0	-	6
THOMAS, L.	HH	TY	.212	88	217	17	46	12	0	4	70	21	59	20	0	0	0	-	3
CHIRINOS, R.	HH	TY	.200	5	15	1	3	0	0	1	6	1	6	0	0	0	0	-	1
LARNACH, T.	HH	TY	.180	43	111	11	20	3	0	2	29	10	43	9	0	0	0	-	1
FLEXEN, C.	HH	TY	.158	26	57	7	9	1	0	2	16	7	18	4	0	0	0	-	1
MANAEA, S.	HH	TY	.150	29	60	4	9	1	0	0	10	0	20	4	0	0	0	-	0
BARRERO, J.	HH	TY	.136	28	44	7	6	0	1	0	8	2	21	3	0	0	0	-	0
RODON, C.	HH	TY	.114	23	44	4	5	0	0	0	5	1	14	5	0	0	0	-	0
BELLINGER, C.	HH	TY	.111	88	153	17	17	5	0	3	31	11	57	10	0	0	0	-	0
ANDERSON, I.	HH	TY	.080	25	50	2	4	1	0	0	5	1	29	1	0	0	0	-	0
SKUBAL, T.	HH	TY	.070	28	43	3	3	0	0	0	3	1	10	4	0	0	0	-	1
TOUSSAINT, T.	HH	TY	.000	14	9	0	0	0	0	0	0	0	2	0	0	0	0	-	1
KREMER, D.	HH	TY	.000	11	7	0	0	0	0	0	0	0	3	0	0	0	0	-	0
IGLESIAS, R.	HH	TY	.000	55	5	0	0	0	0	0	0	0	4	0	0	0	0	-	0
SMITH, W.	HH	TY	.000	54	2	0	0	0	0	0	0	0	0	0	0	0	0	-	0
BEDNAR, D.	HH	TY	.000	59	1	0	0	0	0	0	0	0	0	0	0	0	0	-	0
JANSEN, K.	HH	TY	.000	63	1	0	0	0	0	0	0	0	1	0	0	0	0	-	0
BRENTZ, J.	HH	TY	.000	25	1	0	0	0	0	0	0	0	1	0	0	0	0	-	0
CASTILLO, D.	HH	TY	-	45	0	1	0	0	0	0	0	0	0	1	0	0	0	-	0
CHARGOIS, J.	HH	TY	.000	37	1	0	0	0	0	0	0	0	0	0	0	0	0	-	0
BIELAK, B.	HH	TY	-	10	0	0	0	0	0	0	0	0	0	0	0	0	0	-	0
Hereford Highlanders			.246	2209	5574	732	1369	214	12	275	2432	712	1525	455	33	22	11	66.7	118

34 Players	Tm	Lg	AVG	OBP	SLG	OPS	ISO	SECA	TA	RCON	RC	RC/G	PA	IBB	HBP	SH	SF
RILEY, A.	HH	TY	.333	.418	.570	.988	.237	.348	1.041	67.0	146.1	9.5	693	3	23	0	0
POSEY, B.	HH	TY	.294	.353	.500	.853	.206	.299	.834	22.7	74.6	6.9	447	2	0	0	1
HARRISON, J.	HH	TY	.291	.348	.416	.763	.125	.197	.705	10.7	57.2	5.5	423	3	8	0	3
BAEZ, J.	HH	TY	.261	.324	.513	.837	.252	.335	.819	15.1	56.2	5.6	383	2	7	0	1
MARGOT, M.	HH	TY	.258	.326	.373	.699	.115	.228	.648	1.2	49.6	4.3	443	3	0	1	2
SOLAK, N.	HH	TY	.255	.293	.327	.620	.073	.091	.512	-1.5	5.6	3.6	59	0	2	1	0
URIAS, L.	HH	TY	.252	.327	.455	.783	.203	.298	.747	15.9	77.0	5.4	565	1	10	0	4
UPTON, J.	HH	TY	.250	.324	.344	.668	.094	.219	.577	-.1	3.4	3.4	37	0	0	0	1
GARCIA, L.	HH	TY	.245	.298	.283	.581	.038	.113	.463	-2.1	4.9	2.8	64	0	0	7	0
GARCIA, A.	HH	TY	.238	.288	.448	.736	.210	.246	.662	4.6	61.5	4.3	531	0	18	0	0
ALONSO, P.	HH	TY	.235	.314	.448	.763	.213	.294	.704	13.5	78.4	4.5	652	1	21	0	2
REYES, F.	HH	TY	.234	.276	.536	.812	.302	.360	.745	13.5	57.9	4.5	457	1	1	0	1
ZUNINO, M.	HH	TY	.226	.329	.551	.881	.325	.438	.869	18.6	51.2	5.8	337	0	12	0	0
PINDER, C.	HH	TY	.220	.297	.396	.693	.177	.287	.619	-.0	18.4	3.7	182	0	0	0	0
THOMAS, L.	HH	TY	.212	.277	.323	.600	.111	.203	.517	-7.2	20.0	3.1	238	0	0	0	1
CHIRINOS, R.	HH	TY	.200	.200	.400	.600	.200	.200	.462	-.7	.8	1.7	15	0	0	0	0
LARNACH, T.	HH	TY	.180	.276	.261	.537	.081	.162	.478	-5.7	8.9	2.6	127	0	6	0	1
FLEXEN, C.	HH	TY	.158	.213	.281	.494	.123	.193	.408	-4.3	3.6	1.8	66	0	0	5	0
MANAEA, S.	HH	TY	.150	.203	.167	.370	.017	.083	.275	-7.0	2.6	1.2	70	0	0	6	0
BARRERO, J.	HH	TY	.136	.188	.182	.369	.045	.114	.289	-5.2	1.7	1.2	48	0	0	0	1
RODON, C.	HH	TY	.114	.204	.114	.318	.000	.114	.256	-5.8	1.6	1.0	54	0	0	5	0
BELLINGER, C.	HH	TY	.111	.166	.203	.368	.092	.157	.301	-18.4	5.6	1.1	163	0	0	0	0
ANDERSON, I.	HH	TY	.080	.098	.100	.198	.020	.040	.130	-9.0	.7	.4	55	0	0	4	0
SKUBAL, T.	HH	TY	.070	.149	.070	.219	.000	.093	.171	-7.3	.8	.4	52	0	0	5	0
TOUSSAINT, T.	HH	TY	.000	.000	.000	.000	.000	.000	.000	-2.3	-.1	-.1	10	0	0	1	0
KREMER, D.	HH	TY	.000	.000	.000	.000	.000	.000	.000	-1.8	.0	.0	7	0	0	0	0
IGLESIAS, R.	HH	TY	.000	.000	.000	.000	.000	.000	.000	-1.3	.0	.0	5	0	0	0	0
SMITH, W.	HH	TY	.000	.000	.000	.000	.000	.000	.000	-.5	.0	.0	3	0	0	1	0
BEDNAR, D.	HH	TY	.000	.000	.000	.000	.000	.000	.000	-.3	.0	.0	2	0	0	1	0
JANSEN, K.	HH	TY	.000	.000	.000	.000	.000	.000	.000	-.3	.0	.0	2	0	0	1	0
BRENTZ, J.	HH	TY	.000	.000	.000	.000	.000	.000	.000	-.3	.0	.0	1	0	0	0	0
CASTILLO, D.	HH	TY	-	1.000	-	-	-	-	-	.3	.3	-	1	0	0	0	0
CHARGOIS, J.	HH	TY	.000	.000	.000	.000	.000	.000	.000	-.3	.0	.0	1	0	0	0	0
BIELAK, B.	HH	TY	-	-	-	-	-	-	-	.0	-	-	0	0	0	0	0
Hereford Highlanders			.246	.314	.436	.750	.191	.274	.696	102.3	761.3	4.7	6193	16	108	38	18