


Precursor of TCBA Today

**ORIGINS
1912**



A Tribute to Dick Gorney



TCBA has lost a Charter Member, a tough competitor, a [gentleman](#) and a good friend to the league.

#	Manager Career	Won	Lost	Pct	Games
30	<u>Gorney, Dick</u> (deceased)	1434	1103	.5652	2537

Richard G. Gorney, age 85 of Harbor Beach, passed away Monday, December 11, 2023 at Lakeview Extended Care and Rehab Center of the Harbor Beach Community Hospital. He was born on October 20, 1938 in Harbor Beach to the late Joseph and Josephine (Kranz) Gorney. He and Barbra Miller were united in marriage on June 10, 1961 in Parisville. Dick graduated from Our Lady of Lake Huron School in 1956. He was a retired employee of the Harbor Beach Post Office, retiring in 1995. Dick was an avid sports fan, and religiously followed the Notre Dame Fighting Irish and the Boston Red Sox. Dick played in a semi-pro baseball league in Canada for the Listowel Legionaires and Hensell, Ontario. Later, he played in the Huron County Baseball League for Harbor Beach, Ubyly and Port Austin. In 1957, he had the opportunity to play with the Port Huron All Stars in a game at Briggs Stadium (Later Tiger Stadium).

He began a coaching career in the fall of 1957 as a Junior High Basketball Coach at OLLH Catholic School in Harbor Beach. Then he became involved with student sports in baseball, softball basketball, and Football (OLLH Only) in Port Hope and Harbor Beach plus he was a referee and umpire for 25 years. Some highlights of his coaching career include: 5 Championship Lions Little League teams, OLLH Baseball team tied for high school championship in 1963, the Port Hope Girls won the District Basketball championship in 1994, and in 2008 the Harbor Beach High School Softball team won the Districts, for the first time in the school's softball history by defeating Ubyly 8-0. Dick also coached Country Schools Basetball, and summer softball, before retiring from coaching in 2015, making it 57 years devoted to student sports. Dick was presented with a Coaching Award during the last home league basketball game for the OLLH Trojans, on February 21, 1970. In 2010, Dick was presented with the Paul Harris Award from the Rotary Club of Harbor Beach, for his years of devotion to student sports.

Dick was a collector of stamps. In the spring of 1965, he expanded that hobby into a business venture with his wife, Barbra, titled B & R Stamps. The first show attended was in Saginaw, but expanded into many other shows in the Detroit, Cleveland, Toledo, and Minneapolis areas,

attending about 20 shows per year. The inventory included stamps from around the world plus new issues and topical stamps like marine life, sports, art, notable people honored on stamps, lunar new year among others. He was also a dealer in stamp supplies including Lindner albums. He sold the business in 2004.

Dick is survived by his wife Barbra, children: Michael (Annette) Gorney of St. Charles, IL, Lucinda Brown of Toledo, OH, Gary Gorney of Aurora, IL, 8 grandchildren, Jessica (Robert) Rivera of St. Charles, IL, Mark (Lisa) Gorney of Elburn, IL, Amanda Rapponotti of Killeen, TX, Crystal Tetik of Colorado Springs, CO, Matthew Tetik of Boise, ID, Olivia, Cecilia and Joseph Brown of Toledo, OH, 7 great grandchildren: Jacob and Evan Rivera, Kaitlyn and Azreal Rapponotti, and Gavin, Layla and Lucy Gorney.

He was preceded in death by a daughter, Cheryl Gorney, and sister Linda Gorney, and his parents Joe and Josephine Gorney.

Funeral Mass for Dick will be Monday, December 18, 2023 at 11:30 am, at Our Lady of Lake Huron Catholic Church, of the Holy Name of Mary Parish, with Fr. Kevin Wojciechowski officiating. Burial will follow in the OLLH Church Cemetery. Visitation for Dick will be on Sunday, from 2-8pm at the Ramsey Funeral Home of Harbor Beach. Visitation on Monday will be at the church beginning at 10 am until time of services at 11:30 am.

Memorials may be given to the Our Lady of Lake Huron Catholic School.

ORIGINS 1912

feeble



FEEBLE FOUR

TCBA Origins 1910 MLB

Don Mahley Division

	W	L	PCT	GB
South Starrucca Ainspans	91	64	.587	-
Hyde Park Vitamen	90	65	.581	1.0
Cleveland Spiders	79	75	.513	11.5
Long Island Islanders	44	110	.286	46.5



Stu McCorkindale Division

Bradenton Buckeyes	89	65	.578	-
Mexicali Mallards	85	69	.552	4.0
Cleveland Naps	75	79	.487	14.0
Bergen Barflies	40	114	.260	49.0



Bill Kirwin Division

Grand Rapids Wolverines	91	63	.591	-
Pittsburgh Rebels	89	65	.578	2.0
Waukesha Freeman	89	65	.578	2.0
Mimosa Mirthmakers	48	106	.312	43.0



Richard Seitz Division

Turin Mountaineers	102	52	.662	-
Buffalo Mules	91	63	.591	11.0
London Tecumsehs	70	84	.455	32.0
Hereford Highlanders	60	94	.390	42.0





O
R
I
G
I
N
S

DRAFT

FEEBLE FOUR

1-Bergen Barflies

2-Hereford Highlanders

3-Long Island Islanders

4-Mimosa Mirthmakers

1912

THE OTHERS

5-London Tecumsehs

6-Cleveland Naps

7-Cleveland Spiders

8-Riverrun Twins

9-Bradenton Buckeyes

10-Waukesha Freeman

11-Pittsburgh


12-Hyde Park Vitamen

13-South Starrucca

14-Grand Rapids

15-Buffalo Mules

16-Turin Mountaineers




GEORGE BURNS
OUTFIELD, CINCINNATI NATIONALS

FEEBLE FOUR
1-BE-Pete Alexander
2-HH-George Burns
3-LI-Jeff Pfeffer
4-MI-Vean Gregg



JEFF PFEFFER
P.—Brooklyn Nationals




ONE






OTHER FIRST ROUNDERS


5-LT-Claude Hendrix	6-CL-Red Smith	7-CS-Tilly Walker	8-RT-Joe Benz
9-BR-Larry Cheney	10-WA-Ping Bodie	11-BE-Vic Saier	12-HP-Earle Gardner
13-BE-Fred Toney	14-GW-Earl Hamilton	15-BU-Les Nunamaker	16-TU-Hank Robinson



HENDRIX, SEATTLE, N. W. L.



CLARENCE (TILLIE) WALKER
OUTFIELD, PHILADELPHIA AMERICANS




BENZ - CHICAGO - AMER.



LARRY CHENEY
P.—Brooklyn Nationals
31



BODIE, SAN FRANCISCO, P. C. L.




SAIER-CHICAGO-NAT.




GARDNER N.Y. AMER.



FRED TONEY
P.—Cincinnati Reds
175



HAMILTON-ST. LOUIS-AMER.



NUNAMAKER-BOSTON-AMER.



Meet our Teams



South Starrucca Ainspans



South Starrucca Ainspans Draft Picks

2-Armando Marsans

3-Hub Perdue

5-Ed Hawk

5a-Jimmy Esmond

6-Dave Rowan

7-Bunny Madden


XFA

Harry Davis

Jack McAdams




Wolter, New York Americans




DOOLIN, PHILA. NAT'L



EVANS, ST. LOUIS NAT'L



Bob Harmon
OF THE
ST. LOUIS NATIONALS



Larry Doyle
OF THE
NEW YORK NATIONALS



STANAGE DETROIT AM.



DELAHANTY, DETROIT AMER.



WILSON-PITTSBURG-NAT.

- 1-Harry Wolter, LF
- 2-Jim Delahanty, 1B
- 3-Larry Doyle, 2B
- 4-Frank Baker, 3B
- 5-Chief Wilson, RF
- 6-Steve Evans, CF
- 7-Mickey Doolan, SS
- 8-Oscar Stanage, C
- 9-Bob Harmon, P

South Starrucca Ainspans 1912 Opening Day Starting Lineup

14 Pitchers																			
Tm	Lg	W	L	PCT	SV	ERA	G	GS	CG	SHO	QS	IP	H	R	ER	HR	SO	BB	
Marsans, A.	SO	TCBA	0	0	-	0	.00	1	0	0	0	.2	0	0	0	0	1	0	
Rowan, D.	SO	TCBA	0	0	-	0	.00	1	0	0	0	.1	1	0	0	0	0	1	
Dent, E.	SO	TCBA	4	0	1.000	8	1.55	32	1	0	0	40.2	36	12	7	0	8	11	
Hawk, E.	SO	TCBA	5	1	.833	3	1.63	28	1	0	0	49.2	35	13	9	2	13	21	
McAdams, J.	SO	TCBA	0	0	-	1	2.25	14	0	0	0	12.0	5	3	3	0	3	5	
Crandall, D.	SO	TCBA	20	12	.625	8	3.19	56	27	8	2	223.0	197	98	79	11	114	53	
Harmon, B.	SO	TCBA	19	4	.826	3	3.27	47	34	6	1	245.0	218	114	89	1	138	121	
White, D.	SO	TCBA	21	7	.750	1	3.40	47	30	9	0	222.1	232	122	84	3	85	51	
Wiltse, H.	SO	TCBA	9	11	.450	3	3.98	41	27	2	0	174.0	185	102	77	4	80	60	
Walker, D.	SO	TCBA	11	6	.647	3	3.98	37	17	2	1	151.1	174	88	67	1	53	39	
Quinn, J.	SO	TCBA	11	3	.786	4	4.71	45	8	3	0	133.2	174	82	70	1	36	38	
Humphries, B.	SO	TCBA	5	1	.833	3	5.47	45	7	0	0	77.1	98	57	47	2	27	31	
Perdue, H.	LI	TCBA	2	0	1.000	1	6.27	7	0	0	0	18.2	30	15	13	1	9	4	
Fiehl, S.	SO	TCBA	0	2	.000	1	9.15	6	2	0	0	20.2	35	26	21	0	7	9	
South Starrucca Ainspans			107	47	.695	39	3.72	407	153	30	4	54	1369.1	1420	732	566	26	574	444
14 Pitchers																			
Tm	Lg	SUP/9	R/9	ERA	BF/9	BR/9	H/9	BB/9	SO/9	HR/9	ERPT	OBA	BF	BR	IBB	HB	WP	BK	
Marsans, A.	SO	TCBA	.0	.00	.00	27.0	.0	.0	.0	13.5	.00	.3	.000	2	0	0	0	0	0
Rowan, D.	SO	TCBA	.0	.00	.00	108.0	81.0	27.0	27.0	.0	.00	.1	.500	4	3	0	1	0	0
Dent, E.	SO	TCBA	3.1	2.66	1.55	36.5	10.0	8.0	1.8	1.8	.00	11.0	.238	165	45	3	1	0	0
Hawk, E.	SO	TCBA	1.1	2.36	1.63	37.3	9.4	6.3	2.9	2.4	.36	13.0	.192	206	52	5	1	0	0
McAdams, J.	SO	TCBA	.0	2.25	2.25	35.3	8.3	3.8	3.8	2.3	.00	2.3	.125	47	11	0	1	0	0
Crandall, D.	SO	TCBA	5.0	3.96	3.19	37.3	10.2	8.0	1.9	4.6	.44	19.8	.235	924	252	5	7	4	0
Harmon, B.	SO	TCBA	6.8	4.19	3.27	39.9	12.9	8.0	4.4	5.1	.04	19.5	.234	1087	350	0	11	0	0
White, D.	SO	TCBA	6.0	4.94	3.40	39.1	11.7	9.4	1.9	3.4	.12	14.5	.262	965	288	5	10	3	0
Wiltse, H.	SO	TCBA	5.6	5.28	3.98	40.0	12.9	9.6	2.9	4.1	.21	.1	.269	774	250	3	8	2	0
Walker, D.	SO	TCBA	7.1	5.23	3.98	40.2	12.7	10.3	2.0	3.2	.06	.0	.283	676	214	5	6	7	0
Quinn, J.	SO	TCBA	4.2	5.52	4.71	41.0	14.7	11.7	2.5	2.4	.07	-10.8	.314	609	219	1	8	2	0
Humphries, B.	SO	TCBA	3.4	6.63	5.47	41.9	14.9	11.4	3.1	3.1	.23	-12.8	.308	360	128	4	3	0	0
Perdue, H.	LI	TCBA	.0	7.23	6.27	42.9	16.9	14.5	1.9	4.3	.48	-4.7	.361	89	35	0	1	0	0
Fiehl, S.	SO	TCBA	3.5	11.32	9.15	47.5	19.2	15.2	3.9	3.0	.00	-11.8	.354	109	44	0	0	0	0
South Starrucca Ainspans			5.3	4.81	3.72	39.5	12.4	9.3	2.7	3.8	.17	40.4	.263	6017	1891	31	58	18	0



27 Players	Tm	Lg	AVG	G	AB	R	H	2B	3B	HR	TB	RBI	SO	BB	ASB	SB	CS	SBP	GDP
Rowan, D.	SO	TCBA	.460	51	50	5	23	1	1	0	26	25	2	5	0	0	0	-	1
Perdue, H.	LI	TCBA	.429	7	7	0	3	0	0	0	3	2	2	0	0	0	0	-	0
Walker, D.	SO	TCBA	.389	37	72	9	28	4	0	0	32	9	3	1	0	0	0	-	3
Delahanty, J.	SO	TCBA	.386	135	497	116	192	38	13	4	268	112	31	50	14	9	5	64.3	9
Doyle, L.	SO	TCBA	.362	139	530	138	192	36	24	5	291	127	43	60	35	25	10	71.4	4
Esmond, J.	SO	TCBA	.349	78	166	42	58	1	8	2	81	29	15	17	3	2	1	66.7	1
Baker, H.	SO	TCBA	.341	148	613	106	209	41	16	14	324	168	49	34	31	23	8	74.2	8
Devore, J.	SO	TCBA	.334	142	536	128	179	16	14	2	229	73	61	76	53	44	9	83.0	3
Wilson, C.	SO	TCBA	.323	140	498	94	161	35	18	10	262	123	44	61	9	2	7	22.2	5
Wolter, H.	SO	TCBA	.305	111	357	82	109	17	7	1	143	44	45	55	18	14	4	77.8	2
Becker, B.	SO	TCBA	.292	78	144	35	42	3	0	0	45	20	28	20	8	5	3	62.5	0
Stanage, O.	SO	TCBA	.279	141	466	63	130	12	5	4	164	65	44	30	3	2	1	66.7	9
Evans, S.	SO	TCBA	.275	131	451	108	124	27	5	3	170	66	56	53	1	1	0	100.0	1
Doolan, M.	SO	TCBA	.253	140	498	71	126	32	4	0	166	69	68	43	13	9	4	69.2	7
Davis, H.	SO	TCBA	.253	66	87	21	22	7	0	0	29	11	7	12	1	0	1	.0	3
Madden, B.	SO	TCBA	.246	58	134	19	33	2	1	0	37	12	11	1	0	0	0	-	0
Marsans, A.	SO	TCBA	.236	46	72	19	17	0	1	0	19	11	7	11	4	4	0	100.0	3
Fiehl, S.	SO	TCBA	.228	52	92	9	21	3	1	0	26	11	21	5	0	0	0	-	2
White, D.	SO	TCBA	.228	49	79	12	18	1	1	0	21	8	9	7	2	1	1	50.0	2
Crandall, D.	SO	TCBA	.227	60	75	7	17	0	3	0	23	10	11	6	2	1	1	50.0	0
Quinn, J.	SO	TCBA	.175	45	40	8	7	3	0	1	13	5	5	7	0	0	0	-	1
Humphries, B.	SO	TCBA	.167	48	12	3	2	1	0	0	3	1	4	1	0	0	0	-	0
Wiltse, H.	SO	TCBA	.163	41	49	6	8	0	0	0	8	4	8	4	0	0	0	-	0
Hawk, E.	SO	TCBA	.143	28	7	1	1	0	0	0	1	0	0	0	0	0	0	-	0
Harmon, B.	SO	TCBA	.140	47	93	15	13	4	0	0	17	8	38	6	2	2	0	100.0	1
Dent, E.	SO	TCBA	.000	32	6	0	0	0	0	0	0	0	4	1	0	0	0	-	0
McAdams, J.	SO	TCBA	-	14	0	0	0	0	0	0	0	0	0	0	0	0	0	-	0
South Starrucca Ainspans			.308	2064	5631	1117	1735	284	122	46	2401	1013	616	566	199	144	55	72.4	65

27 Players	Tm	Lg	AVG	OBP	SLG	OPS	ISO	SECA	TA	RCON	RC	RC/G	PA	IBB	HBP	SH	SF
Rowan, D.	SO	TCBA	.460	.509	.520	1.029	.060	.160	1.107	6.4	13.3	12.8	55	1	0	0	0
Perdue, H.	LI	TCBA	.429	.429	.429	.857	.000	.000	.750	.4	1.3	8.7	7	0	0	0	0
Walker, D.	SO	TCBA	.389	.429	.444	.873	.056	.069	.787	4.9	13.0	7.5	77	0	4	0	0
Delahanty, J.	SO	TCBA	.386	.461	.539	1.000	.153	.262	1.103	60.5	129.2	10.6	581	1	25	2	7
Doyle, L.	SO	TCBA	.362	.429	.549	.978	.187	.328	1.088	57.8	131.8	9.9	605	0	7	1	7
Esmond, J.	SO	TCBA	.349	.410	.488	.898	.139	.247	.909	12.0	34.5	8.4	184	0	0	1	0
Baker, H.	SO	TCBA	.341	.373	.529	.901	.188	.268	.914	45.5	121.8	7.6	661	5	3	1	10
Devore, J.	SO	TCBA	.334	.417	.427	.844	.093	.300	.959	42.8	110.0	7.8	628	0	5	4	7
Wilson, C.	SO	TCBA	.323	.396	.526	.922	.203	.315	.946	39.4	106.6	8.0	574	3	5	1	9
Wolter, H.	SO	TCBA	.305	.400	.401	.801	.095	.277	.850	20.1	64.8	6.7	422	0	4	2	4
Becker, B.	SO	TCBA	.292	.373	.313	.686	.021	.174	.667	1.1	19.1	4.8	166	0	0	0	2
Stanage, O.	SO	TCBA	.279	.326	.352	.678	.073	.139	.575	-2.7	53.5	4.1	505	0	3	5	1
Evans, S.	SO	TCBA	.275	.375	.377	.752	.102	.222	.744	14.5	71.0	5.8	526	0	20	1	1
Doolan, M.	SO	TCBA	.253	.314	.333	.647	.080	.177	.577	-6.4	54.6	3.7	558	3	3	10	4
Davis, H.	SO	TCBA	.253	.337	.333	.670	.080	.207	.594	-.4	10.1	3.6	106	0	0	5	2
Madden, B.	SO	TCBA	.246	.255	.276	.532	.030	.037	.386	-8.2	9.9	2.5	140	0	1	3	1
Marsans, A.	SO	TCBA	.236	.337	.264	.601	.028	.236	.603	-.2	7.6	3.4	86	0	1	0	2
Fiehl, S.	SO	TCBA	.228	.268	.283	.551	.054	.109	.425	-4.9	7.0	2.4	101	0	0	4	0
White, D.	SO	TCBA	.228	.300	.266	.566	.038	.127	.484	-3.4	7.1	2.6	98	0	2	8	2
Crandall, D.	SO	TCBA	.227	.280	.307	.587	.080	.160	.508	-3.3	7.4	2.8	92	0	0	10	1
Quinn, J.	SO	TCBA	.175	.298	.325	.623	.150	.325	.588	-.8	4.2	3.2	49	0	0	1	0
Humphries, B.	SO	TCBA	.167	.214	.250	.464	.083	.167	.400	-.9	.8	2.0	14	0	0	0	1
Wiltse, H.	SO	TCBA	.163	.226	.163	.390	.000	.082	.293	-5.3	2.7	1.4	63	0	0	10	0
Hawk, E.	SO	TCBA	.143	.143	.143	.286	.000	.000	.167	-1.0	.2	.7	8	0	0	1	0
Harmon, B.	SO	TCBA	.140	.208	.183	.391	.043	.129	.333	-9.4	4.5	1.4	110	0	2	9	0
Dent, E.	SO	TCBA	.000	.143	.000	.143	.000	.167	.167	-1.2	.1	.5	9	0	0	2	0
McAdams, J.	SO	TCBA	-	-	-	-	-	-	-	.0	-	-	0	0	0	0	0
South Starrucca Ainspans			.308	.376	.426	.803	.118	.235	.796	257.3	957.9	6.2	6425	13	85	81	61




WELCOME TO
The
HISTORIC TOWN
of
HYDE PARK, N.Y.



Hyde Park

Hyde Park Vitamen Draft Picks






- 1-Earle Gardner
- 2-Bill Schardt
- 3-George Jackson
- 3a-Joe Kutina
- 4-Ed Donnelly
- 5-Cy Slapnicka
- 6-Bert Maxwell



RESIDENCE OF FRANKLIN D. ROOSEVELT, HYDE PARK, N.Y.

- 1-Jimmy Sheckard, RF
- 2-George Jackson, LF
- 3-Wildfire Schulte, CF
- 4-Hal Chase, 1B
- 5-Harry Lord, 3B
- 6-Roy Hartzell, SS
- 7-Earle Gardner, 2B
- 8-Billy Sullivan, C
- 9-Slim Sallee, P

Hyde Park Vitamen Starting Lineup for Opening Day 1912





14 Pitchers	Tm	Lg	W	L	PCT	SV	ERA	G	GS	CG	SHO	QS	IP	H	R	ER	HR	SO	BB
Benton, R.	HP	TCBA	7	1	.875	4	1.58	28	4	1	0	3	57.0	35	16	10	0	37	32
Smith, C.	HP	TCBA	3	5	.375	4	1.88	23	1	0	0	1	48.0	30	16	10	1	15	20
Cole, K.	HP	TCBA	18	8	.692	0	2.34	36	32	13	3	23	253.1	192	83	66	4	98	76
Sallee, S.	HP	TCBA	25	8	.758	1	2.57	41	35	16	4	24	269.1	214	96	77	2	77	72
Donnelly, E.	HP	TCBA	2	4	.333	2	2.63	29	2	0	0	0	48.0	46	18	14	0	28	17
Keefe, B.	HP	TCBA	19	9	.679	1	2.92	38	33	12	3	17	234.0	203	99	76	4	95	58
Krause, H.	HP	TCBA	13	7	.650	0	2.93	34	24	7	4	10	190.1	169	94	62	2	79	61
Slapnicka, C.	HP	TCBA	1	1	.500	6	3.14	22	0	0	0	0	28.2	30	12	10	1	16	9
Olmstead, F.	HP	TCBA	2	2	.500	3	4.52	27	3	1	1	1	65.2	91	43	33	1	29	20
Schardt, B.	HP	TCBA	5	3	.625	3	4.66	31	3	0	0	2	58.0	57	31	30	0	25	25
Conroy, W.	HP	TCBA	0	0	-	0	4.76	6	0	0	0	0	17.0	25	19	9	0	7	8
Braun, R.	HP	TCBA	0	0	-	1	4.91	5	0	0	0	0	3.2	4	3	2	0	2	1
Maxwell, B.	HP	TCBA	3	0	1.000	0	5.66	13	2	0	0	1	35.0	40	23	22	1	7	11
Scanlan, D.	HP	TCBA	3	5	.375	0	5.71	22	15	0	0	5	80.1	95	64	51	1	37	45
Hyde Park Vitamen			101	53	.656	25	3.06	355	154	50	15	87	1388.1	1231	617	472	17	552	455

14 Pitchers	Tm	Lg	SUP/9	R/9	ERA	BF/9	BR/9	H/9	BB/9	SO/9	HR/9	ERPT	OBA	BF	BR	IBB	HB	WP	BK
Benton, R.	HP	TCBA	3.8	2.53	1.58	38.5	11.1	5.5	4.9	5.8	.00	15.2	.170	244	70	1	4	0	0
Smith, C.	HP	TCBA	.0	3.00	1.88	36.9	8.8	5.6	2.6	2.8	.19	11.3	.181	197	47	6	3	0	0
Cole, K.	HP	TCBA	5.8	2.95	2.34	36.5	9.7	6.8	2.7	3.5	.14	46.2	.207	1026	274	1	7	10	0
Sallee, S.	HP	TCBA	5.5	3.21	2.57	37.0	9.8	7.2	2.3	2.6	.07	42.3	.212	1106	293	3	10	0	0
Donnelly, E.	HP	TCBA	1.1	3.38	2.63	38.4	11.6	8.6	2.8	5.3	.00	7.3	.253	205	62	2	1	0	0
Keefe, B.	HP	TCBA	5.6	3.81	2.92	38.0	10.5	7.8	2.2	3.7	.15	27.6	.224	987	273	1	13	1	0
Krause, H.	HP	TCBA	6.3	4.44	2.93	38.5	11.3	8.0	2.8	3.7	.09	22.3	.235	814	238	1	9	4	0
Slapnicka, C.	HP	TCBA	.0	3.77	3.14	38.0	12.6	9.4	2.8	5.0	.31	2.7	.283	121	40	0	1	0	0
Olmstead, F.	HP	TCBA	1.2	5.89	4.52	43.0	15.8	12.5	2.3	4.0	.14	-3.9	.325	314	115	3	7	6	0
Schardt, B.	HP	TCBA	2.6	4.81	4.66	39.9	12.7	8.8	3.3	3.9	.00	-4.3	.261	257	82	4	4	0	0
Conroy, W.	HP	TCBA	.0	10.06	4.76	44.5	18.0	13.2	4.2	3.7	.00	-1.5	.352	84	34	0	1	0	0
Braun, R.	HP	TCBA	.0	7.36	4.91	41.7	14.7	9.8	2.5	4.9	.00	-.4	.267	17	6	0	1	0	0
Maxwell, B.	HP	TCBA	2.6	5.91	5.66	39.3	13.1	10.3	2.3	1.8	.26	-6.5	.292	153	51	2	2	1	0
Scanlan, D.	HP	TCBA	6.4	7.17	5.71	43.8	16.6	10.6	4.9	4.1	.11	-15.4	.290	391	148	1	9	0	0
Hyde Park Vitamen			4.7	4.00	3.06	38.4	11.2	8.0	2.8	3.6	.11	142.8	.234	5916	1733	25	72	22	0



29 Players	Tm	Lg	AVG	G	AB	R	H	2B	3B	HR	TB	RBI	SO	BB	ASB	SB	CS	SBP	GDP
Bransfield, K.	HP	TCBA	.368	29	38	7	14	2	1	0	18	7	6	2	1	0	1	.0	1
Krause, H.	HP	TCBA	.355	34	76	8	27	4	0	0	31	13	6	2	0	0	0	-	2
Lord, H.	HP	TCBA	.336	144	563	103	189	21	13	3	245	99	50	42	49	33	16	67.3	4
Smith, C.	HP	TCBA	.333	23	12	2	4	0	0	0	4	1	0	0	0	0	0	-	0
Slapnicka, C.	HP	TCBA	.333	22	3	0	1	0	0	0	1	0	1	0	0	0	0	-	0
Chase, H.	HP	TCBA	.332	138	527	93	175	26	5	1	214	101	59	32	55	33	22	60.0	2
Hooper, H.	HP	TCBA	.329	136	519	91	171	28	10	1	222	60	38	50	43	33	10	76.7	7
Jackson, G.	HP	TCBA	.311	65	148	30	46	13	2	0	63	24	22	13	8	6	2	75.0	1
Hartzell, R.	HP	TCBA	.310	147	510	77	158	13	6	5	198	85	51	56	29	25	4	86.2	8
Sheckard, J.	HP	TCBA	.304	152	582	164	177	34	11	6	251	64	65	152	45	34	11	75.6	5
Livingston, P.	HP	TCBA	.296	34	54	5	16	2	0	0	18	6	8	4	0	0	0	-	0
Erwin, T.	HP	TCBA	.296	88	250	33	74	19	2	5	112	57	19	45	6	4	2	66.7	2
Schulte, W.	HP	TCBA	.289	153	616	133	178	27	16	25	312	131	59	80	30	24	6	80.0	11
Kutina, J.	HP	TCBA	.273	43	88	10	24	7	2	1	38	15	9	7	2	2	0	100.0	2
Braun, R.	HP	TCBA	.255	52	106	7	27	2	0	2	35	19	28	9	0	0	0	-	3
Gardner, E.	HP	TCBA	.235	114	358	39	84	14	1	0	100	49	31	25	7	6	1	85.7	9
Wallace, B.	HP	TCBA	.233	119	305	26	71	9	0	0	80	41	29	30	4	2	2	50.0	2
Maxwell, B.	HP	TCBA	.222	13	9	1	2	0	0	0	2	0	3	5	0	0	0	-	0
Schardt, B.	HP	TCBA	.214	31	14	3	3	2	0	0	5	2	2	1	0	0	0	-	0
Sullivan, B.	HP	TCBA	.212	101	241	21	51	7	2	0	62	30	26	20	0	0	0	-	9
Conroy, W.	HP	TCBA	.173	45	52	11	9	0	0	1	12	4	7	3	4	2	2	50.0	1
Sallee, S.	HP	TCBA	.170	41	100	14	17	0	0	0	17	4	33	6	0	0	0	-	2
Scanlan, D.	HP	TCBA	.167	22	30	1	5	0	0	0	5	1	6	0	0	0	0	-	0
Donnelly, E.	HP	TCBA	.167	29	12	0	2	0	0	0	2	0	1	0	0	0	0	-	0
Benton, R.	HP	TCBA	.133	28	15	1	2	0	0	0	2	0	5	0	0	0	0	-	1
Cole, K.	HP	TCBA	.132	36	91	9	12	3	1	0	17	3	24	2	0	0	0	-	0
Keefe, B.	HP	TCBA	.125	38	80	9	10	0	1	0	12	3	26	13	0	0	0	-	1
Shean, D.	HP	TCBA	.111	20	27	2	3	1	0	0	4	1	3	0	1	1	0	100.0	0
Olmstead, F.	HP	TCBA	.095	27	21	1	2	0	0	0	2	0	2	1	0	0	0	-	1
Hyde Park Vitamen			.285	1924	5447	901	1554	234	73	50	2084	820	619	600	284	205	79	72.2	74



29 Players	Tm	Lg	AVG	OBP	SLG	OPS	ISO	SECA	TA	RCON	RC	RC/G	PA	IBB	HBP	SH	SF
Bransfield, K.	HP	TCBA	.368	.400	.474	.874	.105	.132	.769	1.7	6.5	6.5	41	0	0	1	0
Krause, H.	HP	TCBA	.355	.362	.408	.770	.053	.079	.647	2.2	11.2	5.2	85	0	0	5	2
Lord, H.	HP	TCBA	.336	.377	.435	.812	.099	.204	.822	26.2	96.7	6.4	623	5	4	0	14
Smith, C.	HP	TCBA	.333	.333	.333	.667	.000	.000	.500	-.2	1.4	4.2	13	0	0	1	0
Slapnicka, C.	HP	TCBA	.333	.333	.333	.667	.000	.000	.500	-.0	.4	3.4	4	0	0	1	0
Chase, H.	HP	TCBA	.332	.371	.406	.777	.074	.156	.753	13.7	80.0	5.7	570	1	4	0	6
Hooper, H.	HP	TCBA	.329	.388	.428	.816	.098	.239	.841	28.8	91.2	6.6	578	1	2	2	4
Jackson, G.	HP	TCBA	.311	.380	.426	.805	.115	.230	.819	7.4	25.6	6.5	166	1	4	0	1
Hartzell, R.	HP	TCBA	.310	.382	.388	.770	.078	.229	.786	23.1	83.1	6.0	580	2	7	1	6
Sheckard, J.	HP	TCBA	.304	.448	.431	.879	.127	.428	1.043	58.0	132.2	8.4	741	1	2	2	3
Livingston, P.	HP	TCBA	.296	.328	.333	.661	.037	.111	.579	-.1	6.8	4.4	62	0	0	1	3
Erwin, T.	HP	TCBA	.296	.402	.448	.850	.152	.340	.906	17.8	49.7	7.3	302	2	2	0	4
Schulte, W.	HP	TCBA	.289	.367	.506	.873	.218	.377	.921	45.0	120.2	6.9	714	8	3	1	13
Kutina, J.	HP	TCBA	.273	.333	.432	.765	.159	.261	.742	3.0	13.1	5.2	99	2	2	0	2
Braun, R.	HP	TCBA	.255	.319	.330	.649	.075	.160	.549	-1.5	10.9	3.6	116	2	1	0	0
Gardner, E.	HP	TCBA	.235	.287	.279	.566	.045	.128	.475	-13.8	29.9	2.8	395	1	4	1	7
Wallace, B.	HP	TCBA	.233	.301	.262	.564	.030	.128	.483	-12.5	27.1	3.0	347	1	3	2	7
Maxwell, B.	HP	TCBA	.222	.500	.222	.722	.000	.556	1.000	.8	1.7	6.4	14	0	0	0	0
Schardt, B.	HP	TCBA	.214	.267	.357	.624	.143	.214	.545	-.4	1.5	2.8	19	0	0	4	0
Sullivan, B.	HP	TCBA	.212	.278	.257	.535	.046	.129	.427	-12.9	17.2	2.3	271	0	3	5	2
Conroy, W.	HP	TCBA	.173	.246	.231	.476	.058	.115	.413	-4.6	2.9	1.6	60	0	2	3	0
Sallee, S.	HP	TCBA	.170	.217	.170	.387	.000	.060	.271	-10.9	4.1	1.2	112	0	0	6	0
Scanlan, D.	HP	TCBA	.167	.167	.167	.333	.000	.000	.200	-4.0	1.0	1.0	33	0	0	3	0
Donnelly, E.	HP	TCBA	.167	.167	.167	.333	.000	.000	.200	-1.6	.4	1.0	13	0	0	1	0
Benton, R.	HP	TCBA	.133	.188	.133	.321	.000	.000	.214	-2.0	.4	.6	18	0	1	2	0
Cole, K.	HP	TCBA	.132	.168	.187	.355	.055	.077	.266	-11.3	3.5	1.1	104	0	2	9	0
Keefe, B.	HP	TCBA	.125	.247	.150	.397	.025	.188	.352	-8.1	4.1	1.4	99	0	0	6	0
Shean, D.	HP	TCBA	.111	.107	.148	.255	.037	.074	.208	-4.0	.6	.6	29	0	0	1	1
Olmstead, F.	HP	TCBA	.095	.136	.095	.232	.000	.048	.150	-3.5	.2	.3	23	0	0	1	0
Hyde Park Vitamen			.285	.357	.383	.739	.097	.231	.725	136.3	795.9	5.1	6231	27	46	59	75

ISLANDERS



BASEBALL








An aerial photograph of a coastal town, likely Long Island, showing a dense residential area with many houses, a sandy beach, and a body of water. The town is situated along the coast, with the water in the foreground and the town extending inland. The sky is clear and blue.

Long Island Islanders Draft Picks

Long Island

1-Jeff Pfeffer
2-George Mogridge
3-Rip Williams
3a-Carl Cashion
4-Jim Baskette
5-Pug Cavet
6-Jim Clark
7-Elmer Leonard
8-Eddie Dent
XFA
Charlie Faust
Ben DeMott
George Browne
Walter Moser
Barney Schreiber



1-Bill Sweeney, 2B
2-Jake Daubert, 1B
3-Buck Herzog, SS
4-Zack Wheat, CF
5-Max Carey, LF
6-Amos Strunk, RF
7-George Moriarty, 3B
8-Tom Needham, C
9-Jack Warhop, P

Opening Day Starting Lineup
1912 Long Island Islanders

19 Pitchers	Tm	Lg	W	L	PCT	SV	ERA	G	GS	CG	SHO	QS	IP	H	R	ER	HR	SO	BB
Williams, G.	LI	TCBA	0	0	-	0	.00	1	0	0	0	0	2.0	1	0	0	0	1	0
Dent, E.	SO	TCBA	0	0	-	0	2.25	3	0	0	0	0	4.0	3	2	1	0	0	1
Schreiber, B.	LI	TCBA	0	0	-	0	2.81	9	0	0	0	0	16.0	25	17	5	1	9	9
DeMott, B.	LI	TCBA	0	0	-	0	3.60	7	0	0	0	0	10.0	15	11	4	0	5	1
Lafitte, E.	LI	TCBA	9	8	.529	1	4.11	33	17	5	1	10	149.0	160	85	68	5	40	63
Warhop, J.	LI	TCBA	12	14	.462	0	4.16	36	27	8	1	9	205.1	246	128	95	2	63	62
Faust, C.	LI	TCBA	0	0	-	1	4.50	2	0	0	0	0	4.0	3	2	2	0	1	1
Baskette, J.	LI	TCBA	3	2	.600	3	4.68	19	0	0	0	0	25.0	35	16	13	0	9	6
Lange, F.	LI	TCBA	11	9	.550	0	4.75	35	21	8	1	6	174.1	188	127	92	1	116	109
Lively, J.	LI	TCBA	2	3	.400	0	5.07	26	6	3	1	1	81.2	95	50	46	2	28	32
Cashion, C.	LI	TCBA	2	8	.200	0	5.15	18	11	3	1	4	80.1	93	54	46	5	27	46
Perdue, H.	LI	TCBA	4	6	.400	0	5.44	18	12	4	1	3	86.0	106	62	52	6	36	22
Moser, W.	LI	TCBA	1	2	.333	0	5.77	15	3	2	0	0	34.1	53	31	22	1	18	22
Mogridge, G.	LI	TCBA	1	5	.167	0	5.77	23	8	0	0	1	73.1	105	55	47	3	18	17
Pfeffer, B.	LI	TCBA	3	7	.300	3	6.39	41	3	2	0	1	87.1	115	72	62	1	35	52
Leonard, E.	LI	TCBA	6	18	.250	3	6.60	40	20	5	1	2	152.2	193	146	112	4	80	116
Golden, R.	LI	TCBA	2	16	.111	0	7.39	37	26	2	0	3	143.2	215	163	118	5	111	89
Cavet, P.	LI	TCBA	0	0	-	0	9.00	15	0	0	0	0	23.0	49	30	23	0	6	6
McEneaney, J.	LI	TCBA	0	0	-	0	20.25	4	0	0	0	0	1.1	4	3	3	0	0	1
Long Island Islanders			56	98	.364	11	5.39	382	154	42	7	40	1353.1	1704	1054	811	36	603	655
19 Pitchers	Tm	Lg	SUP/9	R/9	ERA	BF/9	BR/9	H/9	BB/9	SO/9	HR/9	ERPT	OBA	BF	BR	IBB	HB	WP	BK
Williams, G.	LI	TCBA	.0	.00	.00	27.0	4.5	4.5	.0	4.5	.00	.9	.167	6	1	0	0	0	0
Dent, E.	SO	TCBA	.0	4.50	2.25	36.0	9.0	6.8	2.3	.0	.00	.8	.250	16	4	0	0	0	0
Schreiber, B.	LI	TCBA	.0	9.56	2.81	48.4	19.7	14.1	5.1	5.1	.56	2.1	.338	86	35	0	1	0	0
DeMott, B.	LI	TCBA	.0	9.90	3.60	44.1	14.4	13.5	.9	4.5	.00	.4	.319	49	16	0	0	0	0
Lafitte, E.	LI	TCBA	2.5	5.13	4.11	40.4	14.0	9.7	3.8	2.4	.30	-2.0	.274	669	231	0	8	7	0
Warhop, J.	LI	TCBA	4.9	5.61	4.16	40.5	14.1	10.8	2.7	2.8	.09	-4.1	.296	923	321	1	14	1	0
Faust, C.	LI	TCBA	.0	4.50	4.50	38.3	9.0	6.8	2.3	2.3	.00	-.2	.188	17	4	0	0	0	0
Baskette, J.	LI	TCBA	.0	5.76	4.68	41.0	14.8	12.6	2.2	3.2	.00	-1.9	.324	114	41	0	0	1	0
Lange, F.	LI	TCBA	5.1	6.56	4.75	43.0	15.6	9.7	5.5	6.0	.05	-14.8	.269	833	302	2	7	7	0
Lively, J.	LI	TCBA	2.8	5.51	5.07	41.3	14.4	10.5	3.5	3.1	.22	-9.8	.286	375	131	0	4	2	0
Cashion, C.	LI	TCBA	2.9	6.05	5.15	43.1	16.1	10.4	5.2	3.0	.56	-10.4	.289	385	144	0	5	0	0
Perdue, H.	LI	TCBA	4.7	6.49	5.44	41.2	14.1	11.1	2.3	3.8	.63	-13.9	.296	394	135	0	7	1	0
Moser, W.	LI	TCBA	5.2	8.13	5.77	46.7	19.9	13.9	5.8	4.7	.26	-6.8	.353	178	76	0	1	0	0
Mogridge, G.	LI	TCBA	2.1	6.75	5.77	41.5	15.0	12.9	2.1	2.2	.37	-14.5	.339	338	122	0	0	0	0
Pfeffer, B.	LI	TCBA	1.2	7.42	6.39	44.6	17.2	11.9	5.4	3.6	.10	-23.3	.312	433	167	0	0	2	0
Leonard, E.	LI	TCBA	2.8	8.61	6.60	45.1	18.7	11.4	6.8	4.7	.24	-44.4	.308	765	318	0	9	10	0
Golden, R.	LI	TCBA	4.8	10.21	7.39	46.7	19.5	13.5	5.6	7.0	.31	-54.4	.339	746	312	0	8	4	0
Cavet, P.	LI	TCBA	.0	11.74	9.00	48.1	22.7	19.2	2.3	2.3	.00	-12.8	.450	123	58	0	3	0	0
McEneaney, J.	LI	TCBA	.0	20.25	20.25	60.8	33.8	27.0	6.8	.0	.00	-2.4	.500	9	5	0	0	0	0
Long Island Islanders			3.5	7.01	5.39	43.0	16.1	11.3	4.3	4.0	.24	-211.7	.304	6459	2423	3	67	35	0

34 Players	Tm	Lg	AVG	G	AB	R	H	2B	3B	HR	TB	RBI	SO	BB	ASB	SB	CS	SBP	GDP
Daubert, J.	LI	TCBA	.397	144	594	113	236	32	15	4	310	120	41	51	27	22	5	81.5	6
Lange, F.	LI	TCBA	.357	35	56	12	20	6	0	0	26	8	6	3	0	0	0	-	0
Sweeney, B.	LI	TCBA	.324	142	547	123	177	32	4	3	226	54	39	92	17	11	6	64.7	8
Cashion, C.	LI	TCBA	.320	19	25	5	8	3	0	0	11	0	3	1	0	0	0	-	1
Strunk, A.	LI	TCBA	.302	84	248	37	75	10	6	1	100	42	19	37	5	5	0	100.0	3
Golden, R.	LI	TCBA	.302	37	43	10	13	0	0	0	13	5	4	6	0	0	0	-	0
Wheat, Z.	LI	TCBA	.289	138	560	74	162	25	14	3	224	108	51	35	26	20	6	76.9	10
Herzog, B.	LI	TCBA	.270	127	470	96	127	22	10	7	190	53	25	45	28	21	7	75.0	11
Carey, M.	LI	TCBA	.262	130	447	54	117	15	7	7	167	69	74	40	35	25	10	71.4	7
Lively, J.	LI	TCBA	.250	26	20	7	5	3	1	0	10	1	2	4	0	0	0	-	0
Pfeffer, B.	LI	TCBA	.250	42	16	2	4	1	0	1	8	3	2	1	0	0	0	-	1
Baskette, J.	LI	TCBA	.250	19	4	0	1	0	0	0	1	0	1	0	0	0	0	-	0
McEneaney, J.	LI	TCBA	.243	70	144	12	35	6	1	2	49	24	21	10	1	1	0	100.0	4
Hauser, A.	LI	TCBA	.241	89	295	37	71	6	4	1	88	41	45	19	11	9	2	81.8	2
Moriarty, G.	LI	TCBA	.234	144	577	63	135	27	1	0	164	44	70	33	26	25	1	96.2	6
Williams, G.	LI	TCBA	.233	11	30	2	7	2	0	0	9	4	4	0	0	0	0	-	0
Needham, T.	LI	TCBA	.221	77	199	27	44	9	0	0	53	22	33	31	2	2	0	100.0	2
Gowdy, H.	LI	TCBA	.220	53	109	11	24	5	0	0	29	7	22	10	0	0	0	-	1
Warhop, J.	LI	TCBA	.205	36	73	7	15	0	1	0	17	7	14	2	0	0	0	-	0
Williams, R.	LI	TCBA	.194	65	160	21	31	6	3	0	43	10	22	20	2	2	0	100.0	3
Myers, H.	LI	TCBA	.194	62	217	13	42	9	0	0	51	16	10	8	2	1	1	50.0	4
Browne, G.	LI	TCBA	.188	14	16	1	3	0	0	0	3	1	1	0	1	0	1	.0	0
Lafitte, E.	LI	TCBA	.167	34	42	3	7	2	0	1	12	7	11	0	0	0	0	-	0
Perdue, H.	LI	TCBA	.167	18	30	3	5	1	0	0	6	4	3	1	0	0	0	-	1
Clark, J.	LI	TCBA	.156	97	288	28	45	3	10	0	68	36	69	51	17	13	4	76.5	6
Killefer, B.	LI	TCBA	.155	57	155	9	24	0	0	0	24	7	13	0	0	0	0	-	3
Moser, W.	LI	TCBA	.125	15	8	1	1	0	0	0	1	0	1	0	0	0	0	-	0
Leonard, E.	LI	TCBA	.082	40	49	6	4	0	0	0	4	0	8	1	0	0	0	-	0
Mogridge, G.	LI	TCBA	.063	23	16	0	1	0	0	0	1	0	1	1	0	0	0	-	0
Schreiber, B.	LI	TCBA	.000	9	4	0	0	0	0	0	0	0	0	0	0	0	0	-	0
Cavet, P.	LI	TCBA	.000	15	2	0	0	0	0	0	0	0	0	0	0	0	0	-	0
DeMott, B.	LI	TCBA	-	7	0	0	0	0	0	0	0	0	0	0	0	0	0	-	0
Dent, E.	SO	TCBA	-	3	0	0	0	0	0	0	0	0	0	0	0	0	0	-	0
Faust, C.	LI	TCBA	-	2	0	0	0	0	0	0	0	0	0	0	0	0	0	-	0
Long Island Islanders			.264	1884	5444	777	1439	225	77	30	1908	693	615	502	200	157	43	78.5	79

34 Players	Tm	Lg	AVG	OBP	SLG	OPS	ISO	SECA	TA	RCON	RC	RC/G	PA	IBB	HBP	SH	SF
Daubert, J.	LI	TCBA	.397	.442	.522	.964	.125	.239	1.043	63.2	143.8	10.1	664	2	2	10	7
Lange, F.	LI	TCBA	.357	.438	.464	.902	.107	.161	.944	4.9	12.4	8.6	67	0	5	3	0
Sweeney, B.	LI	TCBA	.324	.418	.413	.831	.090	.267	.857	34.9	102.3	7.0	648	1	0	4	5
Cashion, C.	LI	TCBA	.320	.346	.440	.786	.120	.160	.667	.8	3.5	5.2	26	0	0	0	0
Strunk, A.	LI	TCBA	.302	.392	.403	.796	.101	.270	.813	13.0	43.6	6.4	295	1	1	7	2
Golden, R.	LI	TCBA	.302	.400	.302	.702	.000	.140	.667	.8	5.9	5.3	50	0	1	0	0
Wheat, Z.	LI	TCBA	.289	.328	.400	.728	.111	.198	.686	9.8	76.4	4.8	617	1	5	1	15
Herzog, B.	LI	TCBA	.270	.353	.404	.758	.134	.260	.756	14.9	70.1	5.1	543	1	17	8	3
Carey, M.	LI	TCBA	.262	.330	.374	.704	.112	.235	.689	3.9	57.5	4.3	506	2	7	9	3
Lively, J.	LI	TCBA	.250	.400	.500	.900	.250	.450	1.000	1.8	4.5	7.7	26	0	1	1	0
Pfeffer, B.	LI	TCBA	.250	.294	.500	.794	.250	.313	.692	.5	1.9	4.0	17	0	0	0	0
Baskette, J.	LI	TCBA	.250	.250	.250	.500	.000	.000	.333	-.3	.3	2.1	5	0	0	1	0
McEneaney, J.	LI	TCBA	.243	.290	.340	.631	.097	.174	.531	-3.1	13.9	3.3	155	0	0	0	1
Hauser, A.	LI	TCBA	.241	.294	.298	.592	.058	.146	.526	-9.0	28.3	3.3	325	0	4	5	2
Moriarty, G.	LI	TCBA	.234	.276	.284	.560	.050	.149	.499	-20.2	50.1	2.9	622	0	2	5	5
Williams, G.	LI	TCBA	.233	.258	.300	.558	.067	.067	.435	-1.5	2.4	2.8	31	0	1	0	0
Needham, T.	LI	TCBA	.221	.335	.266	.601	.045	.211	.573	-3.3	20.9	3.6	236	0	4	0	2
Gowdy, H.	LI	TCBA	.220	.286	.266	.552	.046	.138	.453	-5.2	8.8	2.8	119	0	0	0	0
Warhop, J.	LI	TCBA	.205	.227	.233	.460	.027	.055	.328	-6.4	4.5	1.8	84	0	0	9	0
Williams, R.	LI	TCBA	.194	.309	.269	.577	.075	.212	.545	-4.8	15.1	3.0	189	1	7	1	1
Myers, H.	LI	TCBA	.194	.218	.235	.453	.041	.078	.333	-19.0	10.9	1.6	229	0	0	0	4
Browne, G.	LI	TCBA	.188	.176	.188	.364	.000	oops	.214	-2.5	.4	.7	17	0	0	0	1
Lafitte, E.	LI	TCBA	.167	.159	.286	.445	.119	.119	.343	-3.9	2.2	1.4	49	0	0	5	2
Perdue, H.	LI	TCBA	.167	.194	.200	.394	.033	.067	.269	-3.3	1.1	1.1	32	0	0	1	0
Clark, J.	LI	TCBA	.156	.286	.236	.522	.080	.288	.534	-14.1	23.3	2.4	346	1	3	0	4
Killefer, B.	LI	TCBA	.155	.169	.155	.324	.000	.000	.201	-20.7	4.1	.8	164	0	3	4	2
Moser, W.	LI	TCBA	.125	.125	.125	.250	.000	.000	.143	-1.3	.2	.6	9	0	0	1	0
Leonard, E.	LI	TCBA	.082	.182	.082	.263	.000	.020	.222	-7.4	1.2	.7	57	0	5	2	0
Mogridge, G.	LI	TCBA	.063	.118	.063	.180	.000	.063	.133	-3.0	.1	.3	17	0	0	0	0
Schreiber, B.	LI	TCBA	.000	.200	.000	.200	.000	.000	.250	-.7	.1	.4	5	0	1	0	0
Cavet, P.	LI	TCBA	.000	.000	.000	.000	.000	.000	.000	-.5	.0	.0	2	0	0	0	0
DeMott, B.	LI	TCBA	-	-	-	-	-	-	-	.0	-	-	0	0	0	0	0
Dent, E.	SO	TCBA	-	-	-	-	-	-	-	.0	-	-	0	0	0	0	0
Faust, C.	LI	TCBA	-	-	-	-	-	-	-	.0	-	-	0	0	0	0	0
Long Island Islanders			.264	.331	.350	.681	.086	.199	.639	18.2	677.2	4.3	6152	10	69	77	59

Spiders



CLEVELAND SPIDERS FREE AGENT DRAFT






**1-Tilly Walker 2-Steve O'Neill 4-Delos Drake
5-Curly Brown 6-Jud Daley 7-Patrick Newnam
8-Louis Drucke**

XFA

**Wiley Taylor, Jake Smith, Mike Fitzgerald,
Howard Armstrong, Red Kleinow, John Black,
Jim Duggan, Fuller Thompson**



Cleveland Spiders 1912 Opening Day Lineup



- 1-Donie Bush, SS
- 2-Delos Drake, LF
- 3-Dots Miller, 2B
- 4-Bill Carrigan, C
- 5-Hap Myers, 1B
- 6-Tilly Walker, RF
- 7-Terry Turner, 3B
- 8-Tommy Leach, CF
- 9-Ed Walsh P

15 Pitchers	Tm	Lg	W	L	PCT	SV	ERA	G	GS	CG	SHO	QS	IP	H	R	ER	HR	SO	BB
Thompson, F.	CS	TCBA	0	0	-	0	.00	3	0	0	0	0	6.0	6	0	0	0	1	1
Armstrong, H.	CS	TCBA	0	0	-	2	1.93	3	0	0	0	0	4.2	4	1	1	0	1	1
Walsh, E.	CS	TCBA	21	18	.538	0	2.94	47	45	29	3	27	367.1	314	150	120	5	238	122
Morgan, C.	CS	TCBA	13	19	.406	0	3.39	36	36	21	2	16	278.2	242	136	105	4	151	130
West, H.	CS	TCBA	6	5	.545	2	3.79	31	7	5	0	2	95.0	110	47	40	4	31	35
Gaspar, H.	CS	TCBA	7	28	.200	0	4.50	38	34	17	0	10	262.0	316	183	131	9	80	75
Brown, C.	CS	TCBA	1	3	.250	0	5.34	4	4	2	0	0	30.1	37	23	18	1	8	10
Drucke, L.	CS	TCBA	2	18	.100	0	6.83	28	25	9	1	5	174.0	238	160	132	3	123	125
Duggan, J.	CS	TCBA	0	1	.000	0	7.04	3	0	0	0	0	7.2	7	6	6	0	0	4
Taylor, W.	CS	TCBA	0	3	.000	0	9.35	3	3	1	0	0	17.1	25	27	18	1	8	18
Burke, B.	CS	TCBA	4	5	.444	0	9.63	33	0	0	0	0	100.0	191	135	107	0	34	63
Smith, J.	CS	TCBA	0	0	-	1	11.88	5	0	0	0	0	8.1	17	11	11	0	3	6
Shifflett, C.	CS	TCBA	0	0	-	0	18.00	2	0	0	0	0	2.0	7	4	4	0	1	1
Cunningham, B.	CS	TCBA	0	0	-	0	27.00	1	0	0	0	0	.1	0	1	1	0	0	0
Myers, H.	CS	TCBA	0	0	-	0	54.00	1	0	0	0	0	.2	4	4	4	0	0	2
Cleveland Spiders			54	100	.351	5	4.64	238	154	84	6	60	1354.1	1518	888	698	27	679	593
15 Pitchers	Tm	Lg	SUP/9	R/9	ERA	BF/9	BR/9	H/9	BB/9	SO/9	HR/9	ERPT	OBA	BF	BR	IBB	HB	WP	BK
Thompson, F.	CS	TCBA	.0	.00	.00	39.0	10.5	9.0	1.5	1.5	.00	2.7	.240	26	7	0	0	0	0
Armstrong, H.	CS	TCBA	.0	1.93	1.93	34.7	9.6	7.7	1.9	1.9	.00	1.1	.235	18	5	0	0	0	0
Walsh, E.	CS	TCBA	4.2	3.68	2.94	37.9	11.2	7.7	2.9	5.8	.12	42.7	.229	1546	457	2	23	5	0
Morgan, C.	CS	TCBA	3.8	4.39	3.39	39.3	12.4	7.8	4.2	4.9	.13	18.4	.230	1217	383	0	11	7	1
West, H.	CS	TCBA	4.4	4.45	3.79	40.3	13.8	10.4	3.1	2.9	.38	2.1	.290	425	146	2	3	0	0
Gaspar, H.	CS	TCBA	3.2	6.29	4.50	41.0	13.8	10.9	2.5	2.7	.31	-15.0	.293	1193	402	1	12	1	0
Brown, C.	CS	TCBA	3.9	6.82	5.34	40.9	15.1	11.0	3.0	2.4	.30	-4.6	.306	138	51	0	4	1	0
Drucke, L.	CS	TCBA	2.8	8.28	6.83	46.4	19.4	12.3	6.5	6.4	.16	-54.9	.322	897	376	0	13	0	2
Duggan, J.	CS	TCBA	.0	7.04	7.04	42.3	12.9	8.2	4.7	.0	.00	-2.6	.219	36	11	0	0	0	0
Taylor, W.	CS	TCBA	3.1	14.02	9.35	49.3	23.4	13.0	9.3	4.2	.52	-10.3	.342	95	45	0	2	0	0
Burke, B.	CS	TCBA	.0	12.15	9.63	50.6	23.7	17.2	5.4	3.1	.00	-62.7	.403	562	263	3	12	0	1
Smith, J.	CS	TCBA	.0	11.88	11.88	50.8	27.0	18.4	6.5	3.2	.00	-7.3	.447	47	25	0	2	0	0
Shifflett, C.	CS	TCBA	.0	18.00	18.00	72.0	40.5	31.5	4.5	4.5	.00	-3.1	.500	16	9	0	1	0	0
Cunningham, B.	CS	TCBA	.0	27.00	27.00	54.0	27.0	.0	.0	.0	.00	-.9	.000	2	1	0	1	0	0
Myers, H.	CS	TCBA	.0	54.00	54.00	108.0	81.0	54.0	27.0	.0	.00	-3.7	.667	8	6	0	0	0	0
Cleveland Spiders			3.3	5.90	4.64	41.4	14.5	10.1	3.9	4.5	.18	-98.2	.280	6226	2187	8	84	14	4

31 Players	Tm	Lg	AVG	G	AB	R	H	2B	3B	HR	TB	RBI	SO	BB	ASB	SB	CS	SBP	GDP
Myers, H.	CS	TCBA	.341	23	82	13	28	2	0	0	30	9	9	8	4	2	2	50.0	1
Smith, J.	CS	TCBA	.333	5	3	0	1	0	0	0	1	0	0	0	0	0	0	-	0
Titus, J.	CS	TCBA	.310	76	277	56	86	17	2	8	131	43	21	35	5	3	2	60.0	5
Walker, T.	CS	TCBA	.299	90	345	32	103	7	6	0	122	63	38	22	15	12	3	80.0	2
Meloan, P.	CS	TCBA	.289	73	242	37	70	9	5	1	92	35	21	16	7	6	1	85.7	3
Drake, D.	CS	TCBA	.277	94	289	51	80	12	11	2	120	32	23	25	17	14	3	82.4	4
Miller, D.	CS	TCBA	.274	128	504	66	138	20	9	6	194	87	57	32	14	12	2	85.7	10
Carrigan, B.	CS	TCBA	.268	74	239	39	64	6	1	0	72	33	31	41	6	4	2	66.7	2
Leach, T.	CS	TCBA	.260	107	396	53	103	13	2	2	126	43	62	54	24	15	9	62.5	3
Burke, B.	CS	TCBA	.255	33	47	3	12	0	0	0	12	3	2	1	0	0	0	-	0
Turner, T.	CS	TCBA	.240	118	425	45	102	19	10	0	141	50	40	42	29	17	12	58.6	7
Purtell, B.	CS	TCBA	.229	27	96	10	22	4	4	0	34	11	7	3	2	2	0	100.0	1
Walsh, E.	CS	TCBA	.228	47	136	8	31	4	0	0	35	10	17	4	0	0	0	-	1
Bush, D.	CS	TCBA	.226	154	607	99	137	22	3	0	165	32	102	103	50	38	12	76.0	9
Daley, J.	CS	TCBA	.195	53	164	19	32	5	0	0	37	10	14	6	2	2	0	100.0	5
Shifflett, C.	CS	TCBA	.194	47	98	6	19	3	1	0	24	6	16	7	1	1	0	100.0	5
Cunningham, B.	CS	TCBA	.194	33	93	8	18	2	1	1	25	6	13	7	2	1	1	50.0	4
Kleinow, R.	CS	TCBA	.177	78	243	15	43	9	0	0	52	18	36	31	9	8	1	88.9	10
Black, J.	CS	TCBA	.161	103	353	29	57	7	0	0	64	30	60	26	5	4	1	80.0	8
Duggan, J.	CS	TCBA	.149	45	114	6	17	0	0	0	17	8	16	18	0	0	0	-	2
O'Neill, S.	CS	TCBA	.148	17	27	1	4	2	0	0	6	5	6	6	0	0	0	-	0
Morgan, C.	CS	TCBA	.134	36	97	7	13	0	0	0	13	7	20	3	0	0	0	-	1
Griggs, A.	CS	TCBA	.127	27	55	8	7	0	1	1	12	9	3	6	0	0	0	-	1
Fitzgerald, M.	CS	TCBA	.119	23	42	2	5	0	0	0	5	0	5	3	1	1	0	100.0	1
Drucke, L.	CS	TCBA	.111	28	54	3	6	0	0	0	6	3	16	9	0	0	0	-	3
Gaspar, H.	CS	TCBA	.105	38	95	6	10	2	0	0	12	5	25	3	0	0	0	-	4
West, H.	CS	TCBA	.097	31	31	4	3	1	0	0	4	3	8	0	0	0	0	-	1
Brown, C.	CS	TCBA	.000	4	11	0	0	0	0	0	0	0	2	0	0	0	0	-	1
Taylor, W.	CS	TCBA	.000	3	5	0	0	0	0	0	0	0	0	0	1	0	1	.0	0
Thompson, F.	CS	TCBA	.000	3	3	0	0	0	0	0	0	0	1	0	0	0	0	-	0
Armstrong, H.	CS	TCBA	.000	3	1	0	0	0	0	0	0	0	0	0	0	0	0	-	0
Cleveland Spiders			.234	1621	5174	626	1211	166	56	21	1552	561	671	511	194	142	52	73.2	94

31 Players	Tm	Lg	AVG	OBP	SLG	OPS	ISO	SECA	TA	RCON	RC	RC/G	PA	IBB	HBP	SH	SF
Myers, H.	CS	TCBA	.341	.396	.366	.761	.024	.122	.702	2.1	12.3	5.5	93	0	0	2	1
Smith, J.	CS	TCBA	.333	.333	.333	.667	.000	.000	.500	-0	.3	4.5	3	0	0	0	0
Titus, J.	CS	TCBA	.310	.385	.473	.858	.162	.292	.869	18.5	52.9	6.9	326	3	3	3	7
Walker, T.	CS	TCBA	.299	.339	.354	.692	.055	.145	.636	2.0	44.3	4.7	374	1	1	2	4
Meloan, P.	CS	TCBA	.289	.337	.380	.717	.091	.178	.659	3.1	32.5	4.8	265	0	2	4	1
Drake, D.	CS	TCBA	.277	.341	.415	.756	.138	.263	.755	8.6	43.4	5.3	322	0	4	2	2
Miller, D.	CS	TCBA	.274	.318	.385	.703	.111	.194	.640	3.7	63.5	4.3	559	0	4	10	7
Carrigan, B.	CS	TCBA	.268	.405	.301	.707	.033	.213	.737	6.8	35.1	5.2	298	0	15	2	1
Leach, T.	CS	TCBA	.260	.350	.318	.668	.058	.210	.643	-1.2	48.4	4.2	460	0	1	7	1
Burke, B.	CS	TCBA	.255	.271	.255	.526	.000	.021	.371	-2.9	3.3	2.5	48	1	0	0	0
Turner, T.	CS	TCBA	.240	.302	.332	.634	.092	.202	.588	-9.7	44.3	3.3	489	0	1	9	12
Purtell, B.	CS	TCBA	.229	.257	.354	.612	.125	.177	.533	-2.9	9.0	3.2	102	1	1	0	1
Walsh, E.	CS	TCBA	.228	.259	.257	.516	.029	.059	.387	-8.7	9.7	2.3	148	0	2	5	1
Bush, D.	CS	TCBA	.226	.339	.272	.611	.046	.259	.625	-6.8	65.7	3.6	714	0	1	3	0
Daley, J.	CS	TCBA	.195	.256	.226	.481	.030	.079	.387	-11.4	10.0	1.9	186	1	8	6	2
Shifflett, C.	CS	TCBA	.194	.248	.245	.493	.051	.133	.381	-6.8	5.3	1.7	105	0	0	0	0
Cunningham, B.	CS	TCBA	.194	.248	.269	.516	.075	.151	.412	-6.3	5.7	1.8	105	0	0	4	1
Kleinow, R.	CS	TCBA	.177	.269	.214	.483	.037	.193	.431	-15.1	15.7	1.9	289	0	0	14	1
Black, J.	CS	TCBA	.161	.227	.181	.409	.020	.102	.325	-34.6	15.5	1.4	388	0	5	1	3
Duggan, J.	CS	TCBA	.149	.265	.149	.414	.000	.158	.354	-10.5	5.5	1.5	133	0	0	1	0
O'Neill, S.	CS	TCBA	.148	.324	.222	.546	.074	.296	.565	-.9	2.5	3.0	34	0	1	0	0
Morgan, C.	CS	TCBA	.134	.175	.134	.309	.000	.031	.212	-13.4	2.6	.8	105	0	2	2	1
Griggs, A.	CS	TCBA	.127	.213	.218	.431	.091	.200	.367	-5.3	2.7	1.5	62	0	0	0	0
Fitzgerald, M.	CS	TCBA	.119	.178	.119	.297	.000	.095	.237	-5.7	1.0	.7	45	0	0	0	0
Drucke, L.	CS	TCBA	.111	.238	.111	.349	.000	.167	.294	-6.3	1.7	.9	65	0	0	2	0
Gaspar, H.	CS	TCBA	.105	.131	.126	.258	.021	.053	.169	-15.0	1.3	.4	101	0	0	2	1
West, H.	CS	TCBA	.097	.094	.129	.223	.032	.032	.138	-5.3	.3	.3	35	0	0	3	1
Brown, C.	CS	TCBA	.000	.000	.000	.000	.000	.000	.000	-2.8	-.0	-.0	11	0	0	0	0
Taylor, W.	CS	TCBA	.000	.000	.000	.000	.000	oops	.000	-1.9	-.0	-.0	5	0	0	0	0
Thompson, F.	CS	TCBA	.000	.000	.000	.000	.000	.000	.000	-.8	.0	.0	3	0	0	0	0
Armstrong, H.	CS	TCBA	.000	.000	.000	.000	.000	.000	.000	-.3	.0	.0	1	0	0	0	0
Cleveland Spiders			.234	.307	.300	.606	.066	.182	.549	-129.3	509.8	3.2	5874	7	51	84	48



T W I N S



Riverrun Twins

Draft Picks

1-Joe Benz
2-Nixey Callahan
3-Lou Lowdermilk
4-Cozy Dolan
6-Bert Hall
7-Bert Adams
8-Frank Gilhooley
XFA
Tom Long
Paul Krichell
Allan Collamore
Wally Mayer



1-Jack Barry, SS
2-Bert Daniels, LF
3-Clyde Milan, RF
4-Bob Coulson, CF
5-Jack Knight, 1B
6-Steve Yerkes, 3B
7-Lee Tannehill, 2B
8-Bert Adams, C
9-Babe Adams, P



**Starting Lineup 1912 Opening Day
for the Riverrun Twins**



10 Pitchers	Tm	Lg	W	L	PCT	SV	ERA	G	GS	CG	SHO	QS	IP	H	R	ER	HR	SO	BB
Adams, B.	RT	TCBA	28	8	.778	0	2.15	38	37	28	4	25	318.2	251	99	76	4	156	52
Suggs, G.	RT	TCBA	19	10	.655	1	2.70	32	30	20	4	15	236.1	209	98	71	1	70	66
Steele, E.	RT	TCBA	12	9	.571	1	3.33	31	26	11	2	11	203.0	207	101	75	3	57	64
Scott, J.	RT	TCBA	14	12	.538	0	3.34	31	31	13	3	14	226.2	211	113	84	4	144	83
McIntire, H.	RT	TCBA	2	1	.667	2	3.43	15	2	1	0	1	42.0	41	22	16	1	14	14
Caldwell, R.	RT	TCBA	13	7	.650	1	3.68	27	25	14	2	11	183.1	178	97	75	2	91	67
Benz, J.	RT	TCBA	3	4	.429	7	3.89	20	3	0	0	1	44.0	39	25	19	2	25	21
Lowdermilk, L.	RT	TCBA	7	5	.583	5	5.80	37	0	0	0	0	63.2	78	45	41	2	16	35
Hall, B.	RT	TCBA	0	0	-	0	6.14	21	0	0	0	0	55.2	76	49	38	0	35	32
Pearl, N.	RT	TCBA	0	0	-	0	9.00	1	0	0	0	0	1.0	3	1	1	0	0	0
Riverrun Twins			98	56	.636	17	3.25	253	154	87	15	78	1374.1	1293	650	496	19	608	434

10 Pitchers	Tm	Lg	SUP/9	R/9	ERA	BF/9	BR/9	H/9	BB/9	SO/9	HR/9	ERPT	OBA	BF	BR	IBB	HB	WP	BK
Adams, B.	RT	TCBA	4.6	2.80	2.15	35.9	9.0	7.1	1.5	4.4	.11	65.1	.214	1270	317	0	14	5	0
Suggs, G.	RT	TCBA	7.7	3.73	2.70	37.9	11.0	8.0	2.5	2.7	.04	33.7	.231	996	290	0	15	4	0
Steele, E.	RT	TCBA	3.9	4.48	3.33	38.7	12.5	9.2	2.8	2.5	.13	14.9	.265	873	283	0	12	2	0
Scott, J.	RT	TCBA	5.5	4.49	3.34	38.8	11.9	8.4	3.3	5.7	.16	16.4	.243	978	299	1	6	2	0
McIntire, H.	RT	TCBA	2.4	4.71	3.43	39.0	12.4	8.8	3.0	3.0	.21	2.6	.248	182	58	0	3	0	0
Caldwell, R.	RT	TCBA	6.6	4.76	3.68	39.4	12.5	8.7	3.3	4.5	.10	6.2	.252	802	255	0	10	8	1
Benz, J.	RT	TCBA	.6	5.11	3.89	40.3	12.5	8.0	3.9	5.1	.41	.5	.235	197	61	2	3	1	0
Lowdermilk, L.	RT	TCBA	.0	6.36	5.80	42.7	17.0	11.0	4.8	2.3	.28	-12.8	.316	302	120	1	8	3	0
Hall, B.	RT	TCBA	.0	7.92	6.14	45.3	17.9	12.3	5.2	5.7	.00	-13.3	.321	280	111	0	3	0	0
Pearl, N.	RT	TCBA	.0	9.00	9.00	54.0	27.0	27.0	.0	.0	.00	-.6	.500	6	3	0	0	0	0
Riverrun Twins			4.8	4.26	3.25	38.5	11.8	8.5	2.8	4.0	.12	112.6	.246	5886	1797	4	74	25	1



28 Players	Tm	Lg	AVG	G	AB	R	H	2B	3B	HR	TB	RBI	SO	BB	ASB	SB	CS	SBP	GDP
Milan, C.	RT	TCBA	.372	154	611	124	227	32	10	0	279	121	34	85	90	69	21	76.7	8
Lelivelt, J.	RT	TCBA	.358	71	257	50	92	15	6	0	119	68	19	28	13	11	2	84.6	3
Dolan, C.	RT	TCBA	.338	24	74	12	25	0	3	0	31	12	6	10	17	16	1	94.1	1
Barry, J.	RT	TCBA	.337	117	448	85	151	23	14	0	202	72	41	53	47	39	8	83.0	3
Adams, B.	RT	TCBA	.333	6	12	3	4	0	0	0	4	3	2	3	0	0	0	-	0
Northen, H.	RT	TCBA	.324	23	71	20	23	3	1	0	28	7	7	24	2	2	0	100.0	3
Tannehill, L.	RT	TCBA	.297	137	511	48	152	21	5	0	183	87	42	42	0	0	0	-	10
Dougherty, P.	RT	TCBA	.292	69	233	42	68	12	6	0	92	39	28	36	35	31	4	88.6	3
Caldwell, R.	RT	TCBA	.289	27	76	12	22	1	2	0	27	6	6	9	3	3	0	100.0	4
Callahan, N.	RT	TCBA	.284	71	250	43	71	7	0	4	90	42	21	7	38	33	5	86.8	5
Yerkes, S.	RT	TCBA	.278	128	510	76	142	28	3	0	176	80	46	30	17	13	4	76.5	6
Knight, J.	RT	TCBA	.276	121	439	81	121	20	8	3	166	73	39	45	20	13	7	65.0	5
Daniels, B.	RT	TCBA	.271	116	457	98	124	24	7	0	162	47	49	36	36	28	8	77.8	9
Long, T.	RT	TCBA	.250	3	4	1	1	1	0	0	2	0	0	0	1	1	0	100.0	0
Sweeney, J.	RT	TCBA	.248	135	471	73	117	15	11	0	154	44	78	41	18	16	2	88.9	6
Coulson, B.	RT	TCBA	.227	85	238	34	54	5	1	0	61	29	36	27	18	13	5	72.2	7
Peart, N.	RT	TCBA	.225	46	129	8	29	4	0	1	36	11	23	5	0	0	0	-	5
Adams, B.	RT	TCBA	.218	38	124	14	27	5	1	0	34	12	20	3	0	0	0	-	2
Schmidt, B.	RT	TCBA	.217	29	46	8	10	2	4	0	20	8	4	2	0	0	0	-	0
Suggs, G.	RT	TCBA	.212	32	85	18	18	2	0	0	20	11	17	18	1	1	0	100.0	0
McIntire, H.	RT	TCBA	.200	15	10	2	2	1	0	0	3	1	1	1	0	0	0	-	0
Krichell, P.	RT	TCBA	.198	27	81	5	16	2	0	0	18	4	13	5	3	2	1	66.7	0
Chance, F.	RT	TCBA	.185	9	27	8	5	2	0	0	7	0	6	9	4	3	1	75.0	1
Steele, E.	RT	TCBA	.161	31	62	7	10	1	0	0	11	4	21	8	2	1	1	50.0	1
Scott, J.	RT	TCBA	.148	31	81	6	12	3	0	0	15	8	16	6	0	0	0	-	3
Lowdermilk, L.	RT	TCBA	.071	37	14	2	1	0	0	0	1	2	5	1	0	0	0	-	2
Hall, B.	RT	TCBA	.050	21	20	0	1	0	0	0	1	1	7	0	0	0	0	-	0
Benz, J.	RT	TCBA	.000	20	9	0	0	0	0	0	0	0	2	0	0	0	0	-	0
Riverrun Twins			.285	1623	5350	880	1525	229	82	8	1942	792	589	534	365	295	70	80.8	87



28 Players	Tm	Lg	AVG	OBP	SLG	OPS	ISO	SECA	TA	RCON	RC	RC/G	PA	IBB	HBP	SH	SF
Milan, C.	RT	TCBA	.372	.445	.457	.902	.085	.303	1.061	62.7	138.8	8.8	715	4	5	3	11
Lelivelt, J.	RT	TCBA	.358	.423	.463	.886	.105	.249	.953	22.2	54.7	8.4	296	2	4	3	4
Dolan, C.	RT	TCBA	.338	.412	.419	.831	.081	.419	1.118	8.4	16.4	8.5	85	1	0	0	1
Barry, J.	RT	TCBA	.337	.405	.451	.856	.114	.301	.961	35.9	92.0	7.6	522	1	2	13	6
Adams, B.	RT	TCBA	.333	.467	.333	.800	.000	.250	.875	.8	2.2	7.5	15	0	0	0	0
Northen, H.	RT	TCBA	.324	.495	.394	.889	.070	.437	1.078	9.0	16.7	8.7	97	0	1	0	1
Tannehill, L.	RT	TCBA	.297	.346	.358	.704	.061	.143	.615	4.6	66.8	4.5	588	2	2	22	11
Dougherty, P.	RT	TCBA	.292	.395	.395	.790	.103	.373	.965	18.6	45.3	6.6	290	1	7	9	5
Caldwell, R.	RT	TCBA	.289	.365	.355	.720	.066	.224	.672	1.9	9.8	4.6	85	0	0	0	0
Callahan, N.	RT	TCBA	.284	.308	.360	.668	.076	.216	.698	3.9	29.7	4.1	265	1	2	5	1
Yerkes, S.	RT	TCBA	.278	.320	.345	.665	.067	.143	.587	-3.1	58.9	4.0	564	4	3	17	4
Knight, J.	RT	TCBA	.276	.352	.378	.731	.103	.219	.715	8.8	63.8	4.9	521	1	12	15	9
Daniels, B.	RT	TCBA	.271	.344	.354	.699	.083	.206	.694	7.0	60.4	4.5	526	0	17	12	4
Long, T.	RT	TCBA	.250	.250	.500	.750	.250	.500	1.000	.3	.6	5.7	4	0	0	0	0
Sweeney, J.	RT	TCBA	.248	.332	.327	.659	.079	.195	.638	.3	57.5	4.1	545	2	20	9	4
Coulson, B.	RT	TCBA	.227	.311	.256	.568	.029	.176	.536	-7.8	21.1	2.8	277	0	4	4	4
Peart, N.	RT	TCBA	.225	.255	.279	.535	.054	.093	.400	-7.4	8.5	2.1	137	0	1	0	2
Adams, B.	RT	TCBA	.218	.234	.274	.509	.056	.081	.374	-8.6	7.8	2.1	130	0	0	2	1
Schmidt, B.	RT	TCBA	.217	.275	.435	.709	.217	.261	.667	-.2	5.8	4.3	51	1	2	0	1
Suggs, G.	RT	TCBA	.212	.346	.235	.581	.024	.247	.582	-1.6	9.3	3.5	108	0	0	4	1
McIntire, H.	RT	TCBA	.200	.385	.300	.685	.100	.200	.750	.3	1.5	4.9	13	0	2	0	0
Krichell, P.	RT	TCBA	.198	.241	.222	.464	.025	.099	.379	-6.6	5.0	1.9	90	0	0	3	1
Chance, F.	RT	TCBA	.185	.405	.259	.665	.074	.481	.833	1.1	3.9	4.4	37	0	1	0	0
Steele, E.	RT	TCBA	.161	.288	.177	.465	.016	.145	.426	-4.7	3.9	1.9	75	0	3	2	0
Scott, J.	RT	TCBA	.148	.207	.185	.392	.037	.111	.292	-8.7	3.0	1.1	90	0	0	3	0
Lowdermilk, L.	RT	TCBA	.071	.125	.071	.196	.000	.071	.133	-2.5	.0	.0	16	0	0	0	1
Hall, B.	RT	TCBA	.050	.050	.050	.100	.000	.000	.053	-4.3	.1	.1	20	0	0	0	0
Benz, J.	RT	TCBA	.000	.000	.000	.000	.000	.000	.000	-2.3	.0	.0	10	0	0	1	0
Riverrun Twins			.285	.355	.363	.718	.078	.220	.718	128.3	759.6	4.9	6172	20	88	127	72

BRADENTON, FL

BUCKEYES







1-Larry Cheney 2-Lee Magee 3-Frank Smith 4-Olaf Henriksen 5-Gene Dale
6-Art Butler 7-Casey Hageman 8-Roy Radebaugh
XFA Fred Parent, Jack Mills, Howie Camnitz, Dave Callahan,
Lefty Russell, Toots Shultz

Bradenton Buckeyes Draft Picks

1-Kid Elberfeld, 2B
2-Burt Shotton, LF
3-Nap LaJoie, 1B
4-Heinie Zimmerman, 3B
5-Jimmy Archer, C
6-Rebel Oakes, RF
7-Woody Wood, SS
8-Bill Collins, CF
9-Jack Coombs, P



Bradenton Buckeyes 1912 Opening Day
Starting Lineup

16 Pitchers	Tm	Lg	W	L	PCT	SV	ERA	G	GS	CG	SHO	QS	IP	H	R	ER	HR	SO	BB
Criss, D.	BR	TCBA	1	0	1.000	0	.00	4	0	0	0	0	11.0	9	1	0	0	8	4
Brennan, A.	BR	TCBA	2	1	.667	2	.99	15	1	0	0	1	27.1	26	6	3	0	16	11
Shultz, T.	BR	TCBA	0	0	-	0	1.04	6	0	0	0	0	8.2	4	1	1	1	2	2
Cheney, L.	BR	TCBA	0	0	-	0	2.00	6	1	0	0	0	9.0	14	8	2	0	5	4
Camnitz, H.	BR	TCBA	0	1	.000	0	2.08	4	0	0	0	0	4.1	3	1	1	0	3	2
Donovan, W.	BR	TCBA	17	9	.654	0	2.27	32	23	8	0	16	198.2	170	75	50	2	76	62
Wood, W.	BR	TCBA	0	0	-	24	3.12	30	0	0	0	0	26.0	39	13	9	1	9	6
Camnitz, H.	BR	TCBA	15	14	.517	1	3.16	43	39	14	2	24	302.0	272	126	106	5	151	88
Coombs, J.	BR	TCBA	25	14	.641	0	3.51	44	43	20	1	17	338.0	340	176	132	5	145	134
Hageman, C.	BR	TCBA	2	1	.667	0	3.52	4	3	1	1	1	23.0	21	9	9	2	4	8
Phillippe, D.	BR	TCBA	1	2	.333	1	3.58	23	0	0	0	0	37.2	50	30	15	0	15	17
Knetzer, E.	BR	TCBA	10	17	.370	1	3.65	36	21	6	1	9	165.0	188	99	67	1	51	74
Russell, L.	BR	TCBA	0	0	-	1	3.93	10	0	0	0	0	18.1	23	11	8	1	5	7
Radebaugh, R.	BR	TCBA	1	0	1.000	0	4.40	2	2	0	0	0	14.1	14	9	7	0	7	9
Smith, F.	BR	TCBA	7	13	.350	2	4.59	34	20	7	1	5	164.2	198	103	84	2	55	49
Dale, G.	BR	TCBA	0	1	.000	0	6.14	19	1	0	0	0	36.2	57	34	25	0	40	19
Bradenton Buckeyes			81	73	.526	32	3.37	312	154	56	6	73	1384.2	1428	702	519	20	592	496
16 Pitchers	Tm	Lg	SUP/9	R/9	ERA	BF/9	BR/9	H/9	BB/9	SO/9	HR/9	ERPT	OBA	BF	BR	IBB	HB	WP	BK
Criss, D.	BR	TCBA	.0	.82	.00	36.0	11.5	7.4	3.3	6.5	.00	4.9	.231	44	14	0	1	0	0
Brennan, A.	BR	TCBA	.3	1.98	.99	39.2	11.9	8.6	3.3	5.3	.00	9.1	.248	119	36	1	0	0	0
Shultz, T.	BR	TCBA	.0	1.04	1.04	31.2	6.2	4.2	2.1	2.1	1.04	2.8	.143	30	6	0	0	1	0
Cheney, L.	BR	TCBA	1.0	8.00	2.00	46.0	17.0	14.0	3.0	5.0	.00	2.0	.359	46	17	1	0	0	0
Camnitz, H.	BR	TCBA	.0	2.08	2.08	35.3	8.3	6.2	2.1	6.2	.00	.9	.200	17	4	1	0	0	0
Donovan, W.	BR	TCBA	3.9	3.40	2.27	38.1	10.9	7.7	2.7	3.4	.09	38.0	.230	840	241	2	11	0	0
Wood, W.	BR	TCBA	.0	4.50	3.12	44.0	15.6	13.5	2.1	3.1	.35	2.5	.322	127	45	0	0	0	0
Camnitz, H.	BR	TCBA	3.8	3.75	3.16	37.5	11.0	8.1	2.6	4.5	.15	27.7	.243	1260	368	2	10	10	0
Coombs, J.	BR	TCBA	5.3	4.69	3.51	39.9	12.8	9.1	3.4	3.9	.13	17.7	.259	1499	482	5	13	9	0
Hageman, C.	BR	TCBA	5.1	3.52	3.52	38.3	11.7	8.2	3.1	1.6	.78	1.2	.241	98	30	0	1	0	0
Phillippe, D.	BR	TCBA	.0	7.17	3.58	43.0	15.3	11.9	3.3	3.6	.00	1.7	.321	180	64	3	0	0	0
Knetzer, E.	BR	TCBA	4.0	5.40	3.65	41.4	14.3	10.3	3.8	2.8	.05	6.1	.285	759	262	4	4	2	0
Russell, L.	BR	TCBA	.0	5.40	3.93	40.7	14.7	11.3	3.4	2.5	.49	.1	.311	83	30	0	0	1	0
Radebaugh, R.	BR	TCBA	10.7	5.65	4.40	41.4	14.4	8.8	5.7	4.4	.00	-.7	.250	66	23	0	0	0	0
Smith, F.	BR	TCBA	4.6	5.63	4.59	40.7	13.4	10.8	2.4	3.0	.11	-11.1	.292	745	246	5	4	3	1
Dale, G.	BR	TCBA	.0	8.35	6.14	44.9	18.7	14.0	4.2	9.8	.00	-8.8	.363	183	76	2	2	0	0
Bradenton Buckeyes			3.9	4.56	3.37	39.6	12.6	9.3	3.1	3.8	.13	94.2	.265	6096	1944	26	46	26	1


35 Players	Tm	Lg	AVG	G	AB	R	H	2B	3B	HR	TB	RBI	SO	BB	ASB	SB	CS	SBP	GDP
Phillippe, D.	BR	TCBA	.400	23	5	1	2	1	0	0	3	0	0	3	0	0	0	-	0
Lajoie, N.	BR	TCBA	.367	98	324	55	119	25	2	2	154	55	22	31	20	13	7	65.0	3
Campbell, V.	BR	TCBA	.349	61	106	20	37	7	0	0	44	21	5	5	14	11	3	78.6	0
Brennan, A.	BR	TCBA	.333	15	9	2	3	0	0	0	3	1	1	0	0	0	0	-	0
Zimmerman, H.	BR	TCBA	.311	140	544	87	169	24	17	6	245	102	52	30	49	34	15	69.4	9
Coombs, J.	BR	TCBA	.302	44	159	35	48	4	0	4	64	23	25	8	9	9	0	100.0	3
Henriksen, O.	BR	TCBA	.300	62	100	19	30	3	0	0	33	17	9	20	16	13	3	81.3	2
Archer, J.	BR	TCBA	.296	116	379	50	112	15	7	2	147	57	42	34	10	8	2	80.0	11
Oakes, R.	BR	TCBA	.295	145	556	83	164	13	7	3	200	79	32	45	42	32	10	76.2	8
Callahan, D.	BR	TCBA	.286	8	14	3	4	0	0	0	4	1	0	1	0	0	0	-	0
Dale, G.	BR	TCBA	.273	19	11	0	3	0	0	0	3	2	4	0	0	0	0	-	0
Altizer, D.	BR	TCBA	.266	39	79	15	21	7	1	0	30	8	6	12	1	1	0	100.0	0
Shotton, B.	BR	TCBA	.260	144	561	88	146	14	8	0	176	44	56	46	37	29	8	78.4	3
Gainer, D.	BR	TCBA	.255	72	188	27	48	13	2	0	65	16	22	21	8	4	4	50.0	1
Wood, W.	BR	TCBA	.251	154	513	40	129	18	5	8	181	71	110	42	0	0	0	-	23
Mills, J.	BR	TCBA	.250	18	16	1	4	0	0	0	4	2	1	3	3	2	1	66.7	1
Elberfeld, K.	BR	TCBA	.241	119	428	69	103	21	3	0	130	30	50	75	28	23	5	82.1	6
Criss, D.	BR	TCBA	.233	48	90	12	21	4	1	3	36	14	12	9	0	0	0	-	3
Parent, F.	BR	TCBA	.214	11	14	1	3	0	0	0	3	1	2	3	0	0	0	-	0
Donovan, W.	BR	TCBA	.206	33	68	13	14	4	0	0	18	7	9	13	0	0	0	-	3
Street, G.	BR	TCBA	.198	87	242	14	48	4	3	0	58	27	32	6	0	0	0	-	2
Smith, F.	BR	TCBA	.184	35	49	6	9	2	1	0	13	12	9	5	0	0	0	-	1
Magee, L.	BR	TCBA	.181	42	72	7	13	3	0	0	16	9	5	13	8	6	2	75.0	0
Lathers, C.	BR	TCBA	.161	75	155	17	25	2	0	0	27	7	17	26	0	0	0	-	4
Collins, B.	BR	TCBA	.160	138	413	30	66	9	4	0	83	27	107	19	12	10	2	83.3	5
Knetzer, E.	BR	TCBA	.122	36	49	2	6	0	1	0	8	4	19	3	0	0	0	-	0
Camnitz, H.	BR	TCBA	.097	43	103	7	10	0	0	0	10	4	29	4	0	0	0	-	2
Butler, A.	BR	TCBA	.071	42	42	4	3	0	0	0	3	1	5	3	0	0	0	-	1
Balenti, M.	BR	TCBA	.057	33	35	4	2	0	0	0	2	1	3	0	4	3	1	75.0	1
Hageman, C.	BR	TCBA	.000	4	4	1	0	0	0	0	0	0	0	2	0	0	0	-	0
Radebaugh, R.	BR	TCBA	.000	2	6	0	0	0	0	0	0	0	4	0	0	0	0	-	0
Russell, L.	BR	TCBA	.000	10	6	0	0	0	0	0	0	0	3	0	0	0	0	-	0
Shultz, T.	BR	TCBA	.000	6	2	0	0	0	0	0	0	0	0	0	0	0	0	-	0
Camnitz, H.	BR	TCBA	-	4	0	0	0	0	0	0	0	0	0	0	0	0	0	-	0
Cheney, L.	BR	TCBA	-	6	0	0	0	0	0	0	0	0	0	0	0	0	0	-	0
Bradenton Buckeyes			.255	1932	5342	713	1362	193	62	28	1763	643	693	482	261	198	63	75.9	92

35 Players	Tm	Lg	AVG	OBP	SLG	OPS	ISO	SECA	TA	RCON	RC	RC/G	PA	IBB	HBP	SH	SF
Phillippe, D.	BR	TCBA	.400	.667	.600	1.267	.200	.800	2.333	1.8	2.7	24.2	9	0	1	0	0
Lajoie, N.	BR	TCBA	.367	.421	.475	.896	.108	.222	.930	25.6	67.1	8.3	361	3	2	0	4
Campbell, V.	BR	TCBA	.349	.375	.415	.790	.066	.189	.833	5.3	17.8	6.5	113	2	0	1	1
Brennan, A.	BR	TCBA	.333	.333	.333	.667	.000	.000	.500	-.1	1.0	4.5	9	0	0	0	0
Zimmerman, H.	BR	TCBA	.311	.347	.450	.798	.140	.230	.779	19.1	82.9	5.5	581	6	2	2	3
Coombs, J.	BR	TCBA	.302	.331	.403	.734	.101	.208	.711	4.8	22.5	5.2	170	1	0	1	2
Henriksen, O.	BR	TCBA	.300	.410	.330	.740	.030	.330	.880	6.0	16.7	5.8	122	3	0	0	2
Archer, J.	BR	TCBA	.296	.349	.388	.737	.092	.198	.679	8.4	52.0	4.8	425	4	1	4	7
Oakes, R.	BR	TCBA	.295	.350	.360	.709	.065	.185	.690	9.0	75.1	4.8	621	1	6	5	8
Callahan, D.	BR	TCBA	.286	.333	.286	.619	.000	.071	.500	-.3	1.4	3.8	15	0	0	0	0
Dale, G.	BR	TCBA	.273	.273	.273	.545	.000	.000	.375	-.6	.8	2.8	11	0	0	0	0
Altizer, D.	BR	TCBA	.266	.363	.380	.742	.114	.278	.741	2.4	12.3	5.5	93	0	0	2	0
Shotton, B.	BR	TCBA	.260	.318	.314	.632	.053	.173	.594	-7.6	61.7	3.8	619	0	2	8	1
Gainer, D.	BR	TCBA	.255	.373	.346	.719	.090	.202	.724	3.3	27.1	5.0	226	0	15	1	1
Wood, W.	BR	TCBA	.251	.309	.353	.662	.101	.183	.553	-5.7	52.1	3.4	564	1	2	5	2
Mills, J.	BR	TCBA	.250	.400	.250	.650	.000	.250	.714	.2	1.8	3.5	20	0	1	0	0
Elberfeld, K.	BR	TCBA	.241	.382	.304	.686	.063	.280	.753	11.8	61.6	4.8	536	1	25	5	3
Criss, D.	BR	TCBA	.233	.303	.400	.703	.167	.267	.625	.1	10.5	3.9	100	0	0	1	0
Parent, F.	BR	TCBA	.214	.353	.214	.567	.000	.214	.545	-.4	1.3	3.3	17	0	0	0	0
Donovan, W.	BR	TCBA	.206	.329	.265	.594	.059	.250	.544	-1.4	6.4	3.0	82	0	0	0	1
Street, G.	BR	TCBA	.198	.218	.240	.458	.041	.066	.332	-21.1	13.1	1.7	256	0	1	4	3
Smith, F.	BR	TCBA	.184	.255	.265	.520	.082	.184	.439	-3.0	3.8	2.2	61	0	0	6	1
Magee, L.	BR	TCBA	.181	.314	.222	.536	.042	.278	.590	-2.5	6.6	2.9	86	0	1	0	0
Lathers, C.	BR	TCBA	.161	.311	.174	.485	.013	.181	.455	-9.1	10.7	2.1	192	0	8	2	1
Collins, B.	BR	TCBA	.160	.202	.201	.403	.041	.107	.328	-41.7	18.8	1.4	455	0	4	15	4
Knetzer, E.	BR	TCBA	.122	.189	.163	.352	.041	.102	.279	-6.1	2.0	1.1	57	0	1	4	0
Camnitz, H.	BR	TCBA	.097	.138	.097	.235	.000	.039	.158	-17.0	1.6	.4	114	0	1	5	1
Butler, A.	BR	TCBA	.071	.220	.071	.291	.000	.071	.275	-5.7	1.1	.7	51	0	5	1	0
Balenti, M.	BR	TCBA	.057	.057	.057	.114	.000	.057	.143	-7.0	.0	.0	36	0	0	1	0
Hageman, C.	BR	TCBA	.000	.333	.000	.333	.000	.500	.500	-.3	.4	1.8	8	0	0	2	0
Radebaugh, R.	BR	TCBA	.000	.000	.000	.000	.000	.000	.000	-1.5	.0	.0	7	0	0	1	0
Russell, L.	BR	TCBA	.000	.000	.000	.000	.000	.000	.000	-1.5	.0	.0	6	0	0	0	0
Shultz, T.	BR	TCBA	.000	.000	.000	.000	.000	.000	.000	-.5	.0	.0	2	0	0	0	0
Camnitz, H.	BR	TCBA	-	-	-	-	-	-	-	.0	-	-	0	0	0	0	0
Cheney, L.	BR	TCBA	-	-	-	-	-	-	-	.0	-	-	0	0	0	0	0
Bradenton Buckeyes			.255	.323	.330	.653	.075	.191	.610	-35.4	606.9	3.9	6025	22	78	76	45



BARFLIES





1-Pete Alexander
1a-Vic Saier
1b-Fred Toney
2-Ivy Wingo
4-Wally Smith
6-Grover Hartley
7-Al Kaiser
8-Bill Lindsay
XFA
Ed Zmich
Jack Reis
Herman Young
Danny Hoffman
George Zackert
Harry Ables
Walt Miller



Bergen Barflies Draft Picks

Bergen County, New Jersey

1-Neal Ball, 2B
2-Al Kaiser, CF
3-Duffy Lewis, RF
4-Larry Gardner, 3B
5-Wally Smith, LF
6-Lefty Meade, 1B
7-Alex McCarthy, SS
8-Grover Hartley, C
9-Pete Alexander, P



Bergen Barflies 1912 Opening Day Lineup



15 Pitchers	Tm	Lg	W	L	PCT	SV	ERA	G	GS	CG	SHO	QS	IP	H	R	ER	HR	SO	BB
Toney, F.	BE	TCBA	4	4	.500	8	2.71	39	4	2	2	3	73.0	57	29	22	0	31	46
Alexander, P.	BE	TCBA	16	24	.400	0	3.12	45	44	25	4	20	340.0	260	160	118	5	186	141
Reis, J.	BE	TCBA	0	0	-	0	3.27	7	0	0	0	0	11.0	10	7	4	0	3	3
Geyer, R.	BE	TCBA	6	20	.231	0	4.24	37	23	3	1	6	152.2	172	119	72	7	67	61
Hartley, G.	BE	TCBA	0	0	-	0	4.50	1	0	0	0	0	2.0	3	1	1	0	1	0
Miller, W.	BE	TCBA	0	0	-	0	4.50	2	0	0	0	0	2.0	1	1	1	0	0	1
Chalmers, G.	BE	TCBA	11	14	.440	0	4.66	38	24	6	2	7	193.1	214	138	100	1	112	113
Summers, E.	BE	TCBA	5	13	.278	1	4.72	34	20	3	0	4	152.2	178	114	80	4	45	65
Steele, B.	BE	TCBA	8	21	.276	0	5.13	39	34	11	2	13	235.0	260	160	134	7	127	95
Tyler, L.	BE	TCBA	0	2	.000	0	5.86	38	3	0	0	0	73.2	90	56	48	2	41	43
Zackert, G.	BE	TCBA	0	0	-	0	6.52	9	0	0	0	0	19.1	35	22	14	0	30	6
Burk, S.	BE	TCBA	2	0	1.000	1	7.04	35	1	0	0	1	70.1	99	72	55	1	28	45
Zmich, E.	BE	TCBA	0	2	.000	1	7.82	8	0	0	0	0	12.2	10	12	11	1	1	7
Ables, H.	BE	TCBA	0	2	.000	0	10.34	9	1	0	0	0	15.2	30	21	18	0	8	8
Meade, L.	BE	TCBA	0	0	-	0	15.00	2	0	0	0	0	3.0	7	5	5	0	1	1
Bergen Barflies			52	102	.338	11	4.53	343	154	50	11	54	1356.1	1426	917	683	28	681	635
15 Pitchers	Tm	Lg	SUP/9	R/9	ERA	BF/9	BR/9	H/9	BB/9	SO/9	HR/9	ERPT	OBA	BF	BR	IBB	HB	WP	BK
Toney, F.	BE	TCBA	2.0	3.58	2.71	39.0	12.8	7.0	5.7	3.8	.00	10.3	.223	316	104	0	1	2	0
Alexander, P.	BE	TCBA	4.0	4.24	3.12	38.7	11.0	6.9	3.7	4.9	.13	32.6	.206	1463	416	1	16	8	1
Reis, J.	BE	TCBA	.0	5.73	3.27	37.6	10.6	8.2	2.5	2.5	.00	.9	.263	46	13	0	0	0	0
Geyer, R.	BE	TCBA	3.2	7.02	4.24	42.3	14.2	10.1	3.6	3.9	.41	-4.4	.271	718	241	0	8	7	0
Hartley, G.	BE	TCBA	.0	4.50	4.50	40.5	13.5	13.5	.0	4.5	.00	-.1	.333	9	3	0	0	0	0
Miller, W.	BE	TCBA	.0	4.50	4.50	31.5	9.0	4.5	4.5	.0	.00	-.1	.167	7	2	0	0	0	0
Chalmers, G.	BE	TCBA	3.7	6.42	4.66	43.4	15.8	10.0	5.3	5.2	.05	-14.4	.272	932	340	0	13	7	2
Summers, E.	BE	TCBA	3.8	6.72	4.72	42.0	14.9	10.5	3.8	2.7	.24	-12.4	.285	712	252	0	9	1	0
Steele, B.	BE	TCBA	3.0	6.13	5.13	41.3	14.1	10.0	3.6	4.9	.27	-29.9	.277	1079	369	0	14	6	0
Tyler, L.	BE	TCBA	1.7	6.84	5.86	42.6	16.5	11.0	5.3	5.0	.24	-15.4	.306	349	135	0	2	3	0
Zackert, G.	BE	TCBA	.0	10.24	6.52	47.5	19.1	16.3	2.8	14.0	.00	-5.4	.368	102	41	0	0	0	0
Burk, S.	BE	TCBA	.9	9.21	7.04	46.2	18.8	12.7	5.8	3.6	.13	-23.9	.326	361	147	0	3	0	0
Zmich, E.	BE	TCBA	.0	8.53	7.82	41.2	12.8	7.1	5.0	.7	.71	-5.4	.222	58	18	0	1	0	0
Ables, H.	BE	TCBA	.0	12.06	10.34	47.7	21.8	17.2	4.6	4.6	.00	-11.1	.411	83	38	0	0	1	0
Meade, L.	BE	TCBA	.0	15.00	15.00	48.0	24.0	21.0	3.0	3.0	.00	-3.7	.500	16	8	0	0	0	0
Bergen Barflies			3.1	6.08	4.53	41.5	14.1	9.5	4.2	4.5	.19	-82.4	.265	6251	2127	1	67	35	3

30 Players	Tm	Lg	AVG	G	AB	R	H	2B	3B	HR	TB	RBI	SO	BB	ASB	SB	CS	SBP	GDP
Zmich, E.	BE	TCBA	.500	8	2	0	1	0	0	0	1	1	0	0	0	0	0	-	0
Tyler, L.	BE	TCBA	.444	38	9	2	4	0	0	0	4	2	0	1	0	0	0	-	0
Lewis, D.	BE	TCBA	.332	87	313	31	104	20	2	2	134	62	32	25	11	7	4	63.6	3
Young, H.	BE	TCBA	.313	27	80	11	25	0	0	0	25	4	6	1	0	0	0	-	1
Jones, D.	BE	TCBA	.290	99	355	66	103	13	0	0	116	27	24	44	26	22	4	84.6	1
Ball, N.	BE	TCBA	.288	101	406	69	117	13	10	3	159	39	32	32	23	20	3	87.0	5
Summers, E.	BE	TCBA	.280	34	50	5	14	1	0	0	15	5	8	0	0	0	0	-	0
Lindsay, B.	BE	TCBA	.277	41	119	11	33	3	0	0	36	10	13	1	0	0	0	-	4
McCarthy, A.	BE	TCBA	.272	55	162	26	44	10	2	1	61	25	15	17	3	2	1	66.7	2
Houser, B.	BE	TCBA	.271	48	70	11	19	0	0	1	22	8	3	4	2	2	0	100.0	0
Gardner, L.	BE	TCBA	.267	134	505	62	135	26	3	2	173	64	40	60	35	29	6	82.9	9
Steele, B.	BE	TCBA	.254	39	71	5	18	3	1	0	23	7	15	9	0	0	0	-	1
Hartley, G.	BE	TCBA	.250	152	576	62	144	71	0	0	215	58	38	32	2	0	2	.0	10
Hoffman, D.	BE	TCBA	.241	42	87	12	21	2	2	0	27	7	11	11	2	2	0	100.0	2
Meade, L.	BE	TCBA	.233	149	571	37	133	19	6	8	188	71	96	37	0	0	0	-	14
Simon, M.	BE	TCBA	.218	68	220	22	48	8	3	0	62	18	19	16	0	0	0	-	7
Geyer, R.	BE	TCBA	.209	37	43	2	9	0	0	0	9	5	4	0	0	0	0	-	2
Saier, V.	BE	TCBA	.208	85	245	30	51	23	0	0	74	25	34	29	7	4	3	57.1	6
Smith, W.	BE	TCBA	.208	148	539	65	112	18	18	5	181	65	78	67	17	11	6	64.7	10
Wingo, I.	BE	TCBA	.200	32	60	9	12	3	0	0	15	7	8	2	0	0	0	-	2
Burk, S.	BE	TCBA	.200	35	10	1	2	0	0	0	2	2	6	0	0	0	0	-	0
Kaiser, A.	BE	TCBA	.194	100	319	36	62	4	8	2	88	24	40	15	9	8	1	88.9	6
Thomas, R.	BE	TCBA	.182	77	220	28	40	16	0	0	56	13	36	37	1	0	1	.0	3
Toney, F.	BE	TCBA	.143	39	14	1	2	0	0	0	2	1	1	0	0	0	0	-	0
Alexander, P.	BE	TCBA	.122	45	115	10	14	7	0	0	21	4	25	4	0	0	0	-	1
Chalmers, G.	BE	TCBA	.108	38	65	4	7	2	0	0	9	2	17	3	0	0	0	-	2
Ables, H.	BE	TCBA	.000	9	3	0	0	0	0	0	0	0	1	0	0	0	0	-	0
Zackert, G.	BE	TCBA	.000	9	2	0	0	0	0	0	0	0	1	0	0	0	0	-	0
Miller, W.	BE	TCBA	-	2	0	0	0	0	0	0	0	0	0	0	0	0	0	-	0
Reis, J.	BE	TCBA	-	7	0	0	0	0	0	0	0	0	0	0	0	0	0	-	0
Bergen Barflies			.244	1785	5231	618	1274	262	55	24	1718	556	603	447	138	107	31	77.5	91

30 Players	Tm	Lg	AVG	OBP	SLG	OPS	ISO	SECA	TA	RCON	RC	RC/G	PA	IBB	HBP	SH	SF
Zmich, E.	BE	TCBA	.500	.500	.500	1.000	.000	.000	1.000	.2	.5	13.5	2	0	0	0	0
Tyler, L.	BE	TCBA	.444	.500	.444	.944	.000	.111	1.000	.9	2.1	11.5	10	0	0	0	0
Lewis, D.	BE	TCBA	.332	.408	.428	.836	.096	.185	.852	19.3	58.2	7.0	363	6	18	3	4
Young, H.	BE	TCBA	.313	.337	.313	.650	.000	.013	.500	-1.3	8.5	4.0	84	0	2	1	0
Jones, D.	BE	TCBA	.290	.367	.327	.693	.037	.211	.708	7.5	49.6	5.1	404	1	0	3	2
Ball, N.	BE	TCBA	.288	.341	.392	.733	.103	.224	.714	9.5	57.7	5.1	446	1	1	6	1
Summers, E.	BE	TCBA	.280	.280	.300	.580	.020	.020	.417	-2.2	4.5	3.0	55	0	0	5	0
Lindsay, B.	BE	TCBA	.277	.281	.303	.584	.025	.034	.411	-5.0	9.1	2.7	121	1	0	0	1
McCarthy, A.	BE	TCBA	.272	.337	.377	.714	.105	.216	.661	1.8	21.8	4.7	184	0	0	3	2
Houser, B.	BE	TCBA	.271	.316	.314	.630	.043	.129	.569	-.8	7.9	4.1	76	0	1	0	1
Gardner, L.	BE	TCBA	.267	.348	.343	.690	.075	.240	.696	8.9	67.8	4.5	590	0	6	12	7
Steele, B.	BE	TCBA	.254	.346	.324	.670	.070	.197	.611	-.1	8.9	4.1	86	0	1	5	0
Hartley, G.	BE	TCBA	.250	.291	.373	.664	.123	.175	.563	-7.3	61.8	3.6	628	2	3	13	4
Hoffman, D.	BE	TCBA	.241	.356	.310	.666	.069	.218	.662	.8	11.1	4.3	105	0	5	1	1
Meade, L.	BE	TCBA	.233	.284	.329	.613	.096	.161	.509	-17.1	52.5	3.1	621	1	5	3	4
Simon, M.	BE	TCBA	.218	.293	.282	.575	.064	.136	.480	-8.6	18.4	2.7	248	1	8	2	2
Geyer, R.	BE	TCBA	.209	.209	.209	.419	.000	.000	.250	-4.4	1.7	1.1	48	0	0	5	0
Saier, V.	BE	TCBA	.208	.317	.302	.619	.094	.216	.581	-4.6	25.0	3.2	291	3	11	4	2
Smith, W.	BE	TCBA	.208	.295	.336	.631	.128	.262	.591	-11.5	56.5	3.3	624	0	3	6	8
Wingo, I.	BE	TCBA	.200	.219	.250	.469	.050	.083	.340	-4.8	3.1	1.6	64	0	0	0	2
Burk, S.	BE	TCBA	.200	.200	.200	.400	.000	.000	.250	-1.1	.5	1.4	12	0	0	2	0
Kaiser, A.	BE	TCBA	.194	.237	.276	.513	.082	.150	.432	-20.3	21.5	2.1	347	0	3	9	1
Thomas, R.	BE	TCBA	.182	.296	.255	.551	.073	.236	.505	-9.6	19.4	2.7	267	0	0	7	3
Toney, F.	BE	TCBA	.143	.143	.143	.286	.000	.000	.167	-2.1	.4	.7	16	0	0	2	0
Alexander, P.	BE	TCBA	.122	.157	.183	.340	.061	.096	.255	-14.8	3.8	.9	130	0	1	8	1
Chalmers, G.	BE	TCBA	.108	.147	.138	.286	.031	.077	.200	-9.6	1.4	.6	75	0	0	7	0
Ables, H.	BE	TCBA	.000	.000	.000	.000	.000	.000	.000	-.8	.0	.0	3	0	0	0	0
Zackert, G.	BE	TCBA	.000	.000	.000	.000	.000	.000	.000	-.5	.0	.0	2	0	0	0	0
Miller, W.	BE	TCBA	-	-	-	-	-	-	-	.0	-	-	0	0	0	0	0
Reis, J.	BE	TCBA	-	-	-	-	-	-	-	.0	-	-	0	0	0	0	0
Bergen Barflies			.244	.309	.328	.637	.085	.185	.574	-77.3	560.4	3.6	5902	16	68	107	46



CLEVELAND NAPS





Cleveland Naps Draft Picks

**1-Red Smith 2-Bill James 3-Earl Yingling 4-Joe Riggert 4a-Fred Sherry
5-Roy Corhan 6-Harry Spratt 7-Andy Coakley 8-Roxey Roach
XFA Jack Bushelman, Jack Lewis, Clyde Southwick**

**1912 Opening Day
Starting Lineup
CLEVELAND NAPS**

- 1-Bob Bescher, LF**
- 2-Eddie Collins, 2B**
- 3-Rube Oldring, CF**
- 4-Jim Doyle, 3B**
- 5-Shano Collins, 1B**
- 6-Al Bridwell, SS**
- 7-Tommy Clarke, C**
- 8-Joe Riggert, RF**
- 9-Christy Mathewson, P**



13 Pitchers	Tm	Lg	W	L	PCT	SV	ERA	G	GS	CG	SHO	QS	IP	H	R	ER	HR	SO	BB
Roach, R.	CL	TCBA	0	0	-	0	.00	1	0	0	0	0	1.0	1	0	0	0	0	1
Bushelman, J.	CL	TCBA	1	0	1.000	1	1.62	6	0	0	0	0	16.2	9	3	3	0	4	10
Mathewson, C.	CL	TCBA	16	24	.400	0	2.32	46	41	26	6	21	325.1	254	126	84	3	142	61
Foxen, B.	CL	TCBA	1	1	.500	1	4.95	7	2	1	0	0	20.0	23	16	11	0	15	8
Coakley, A.	CL	TCBA	8	15	.348	0	5.03	27	20	11	0	3	164.2	240	125	92	1	61	54
Yingling, E.	CL	TCBA	4	9	.308	0	5.16	18	15	7	0	6	118.2	144	91	68	12	31	50
Sherry, F.	CL	TCBA	7	10	.412	0	5.40	37	16	11	1	5	173.1	240	143	104	4	72	61
Riggert, J.	CL	TCBA	1	0	1.000	0	5.40	5	1	1	0	1	23.1	36	25	14	0	11	10
Pfiester, J.	CL	TCBA	2	3	.400	0	5.66	7	5	4	0	2	41.1	54	39	26	0	28	23
Vaughn, H.	CL	TCBA	3	13	.188	2	5.97	36	15	1	0	3	141.2	218	143	94	5	81	66
Hobbs, R.	CL	TCBA	0	0	-	0	6.65	9	0	0	0	0	23.0	42	30	17	0	12	8
James, B.	CL	TCBA	2	16	.111	0	8.06	22	21	9	0	3	147.1	230	167	132	4	62	98
Gray, D.	CL	TCBA	3	15	.167	0	8.70	31	18	4	0	1	152.0	269	168	147	14	46	73
Cleveland Naps			48	106	.312	4	5.29	252	154	75	7	45	1348.1	1760	1076	792	43	565	523
13 Pitchers	Tm	Lg	SUP/9	R/9	ERA	BF/9	BR/9	H/9	BB/9	SO/9	HR/9	ERPT	OBA	BF	BR	IBB	HB	WP	BK
Roach, R.	CL	TCBA	.0	.00	.00	45.0	18.0	9.0	9.0	.0	.00	.4	.250	5	2	0	0	0	0
Bushelman, J.	CL	TCBA	.0	1.62	1.62	35.6	10.8	4.9	5.4	2.2	.00	4.4	.164	66	20	0	1	0	0
Mathewson, C.	CL	TCBA	4.3	3.49	2.32	36.8	9.0	7.0	1.6	3.9	.08	60.1	.209	1329	326	2	13	3	0
Foxen, B.	CL	TCBA	5.0	7.20	4.95	41.0	13.9	10.3	3.6	6.8	.00	-2.1	.287	91	31	0	0	0	0
Coakley, A.	CL	TCBA	4.6	6.83	5.03	43.7	16.1	13.1	3.0	3.3	.05	-19.1	.328	799	294	0	0	0	0
Yingling, E.	CL	TCBA	3.9	6.90	5.16	42.6	15.0	10.9	3.8	2.4	.91	-15.4	.293	562	198	0	4	0	0
Sherry, F.	CL	TCBA	3.0	7.42	5.40	43.3	15.7	12.5	3.2	3.7	.21	-27.2	.320	834	302	0	1	1	1
Riggert, J.	CL	TCBA	2.3	9.64	5.40	45.9	18.1	13.9	3.9	4.2	.00	-3.7	.336	119	47	0	1	0	0
Pfiester, J.	CL	TCBA	4.4	8.49	5.66	44.2	17.2	11.8	5.0	6.1	.00	-7.7	.307	203	79	0	2	5	0
Vaughn, H.	CL	TCBA	3.1	9.08	5.97	45.9	18.4	13.8	4.2	5.1	.32	-31.3	.345	722	289	0	5	7	0
Hobbs, R.	CL	TCBA	.0	11.74	6.65	49.3	21.5	16.4	3.1	4.7	.00	-6.8	.378	126	55	0	5	0	1
James, B.	CL	TCBA	5.7	10.20	8.06	47.5	20.5	14.0	6.0	3.8	.24	-66.8	.354	778	335	0	7	11	1
Gray, D.	CL	TCBA	4.0	9.95	8.70	47.1	20.6	15.9	4.3	2.7	.83	-79.7	.385	796	348	1	7	6	0
Cleveland Naps			4.0	7.18	5.29	42.9	15.5	11.7	3.5	3.8	.29	-194.9	.309	6430	2326	3	46	33	3

29 Players	Tm	Lg	AVG	G	AB	R	H	2B	3B	HR	TB	RBI	SO	BB	ASB	SB	CS	SBP	GDP
Collins, E.	CL	TCBA	.353	132	485	95	171	19	11	0	212	71	45	71	59	41	18	69.5	5
Pfiester, J.	CL	TCBA	.316	7	19	1	6	0	0	0	6	1	9	0	0	0	0	-	0
Collins, S.	CL	TCBA	.299	100	375	60	112	17	12	4	165	57	35	31	22	17	5	77.3	5
Smith, R.	CL	TCBA	.293	26	75	8	22	7	0	0	29	12	7	5	3	3	0	100.0	3
Bridwell, A.	CL	TCBA	.270	123	415	44	112	17	1	0	131	55	26	63	13	9	4	69.2	13
Riggert, J.	CL	TCBA	.264	125	406	44	107	16	10	3	152	54	64	32	8	7	1	87.5	5
Hemphill, C.	CL	TCBA	.263	84	228	42	60	0	4	0	68	22	25	49	11	9	2	81.8	3
Oldring, R.	CL	TCBA	.257	99	408	56	105	8	8	1	132	47	43	10	13	11	2	84.6	2
Clarke, T.	CL	TCBA	.254	69	236	30	60	8	7	1	85	36	28	29	2	2	0	100.0	5
Doyle, J.	CL	TCBA	.253	122	491	67	124	25	15	6	197	101	50	46	27	19	8	70.4	7
Roach, R.	CL	TCBA	.250	12	28	2	7	2	0	0	9	3	4	4	0	0	0	-	0
Foxen, B.	CL	TCBA	.250	7	4	0	1	0	0	0	1	0	1	1	0	0	0	-	1
Bescher, B.	CL	TCBA	.247	154	616	119	152	33	9	0	203	48	96	117	71	54	17	76.1	2
Gray, D.	CL	TCBA	.236	31	55	2	13	2	0	0	15	5	6	0	0	0	0	-	0
James, B.	CL	TCBA	.218	22	55	9	12	4	0	0	16	3	7	4	0	0	0	-	2
Southwick, C.	CL	TCBA	.214	44	154	14	33	0	0	0	33	10	17	12	0	0	0	-	2
Hobbs, R.	CL	TCBA	.214	117	384	36	82	10	5	4	114	40	69	30	0	0	0	-	21
Graham, P.	CL	TCBA	.211	51	142	16	30	6	1	0	38	15	10	26	3	3	0	100.0	2
Lewis, J.	CL	TCBA	.200	20	60	10	12	0	0	0	12	5	7	4	0	0	0	-	2
Spratt, H.	CL	TCBA	.199	56	146	17	29	6	3	1	44	26	28	15	1	0	1	.0	4
Steinfeldt, H.	CL	TCBA	.190	20	42	6	8	0	0	2	14	6	3	6	0	0	0	-	3
Corhan, R.	CL	TCBA	.186	23	70	12	13	5	0	0	18	4	7	6	0	0	0	-	2
Yingling, E.	CL	TCBA	.179	18	39	4	7	0	0	0	7	3	3	2	0	0	0	-	2
Mathewson, C.	CL	TCBA	.175	46	120	10	21	2	0	0	23	14	14	5	2	2	0	100.0	3
Vaughn, H.	CL	TCBA	.171	36	41	3	7	0	0	0	7	0	7	6	0	0	0	-	3
Coakley, A.	CL	TCBA	.159	27	44	10	7	0	0	0	7	4	4	16	0	0	0	-	1
McElveen, P.	CL	TCBA	.133	44	75	5	10	0	0	0	10	6	5	1	0	0	0	-	0
Sherry, F.	CL	TCBA	.089	37	56	4	5	3	0	0	8	1	12	1	1	1	0	100.0	2
Bushelman, J.	CL	TCBA	.000	6	4	0	0	0	0	0	0	1	2	0	0	0	0	-	0
Cleveland Naps			.252	1658	5273	726	1328	190	86	22	1756	650	634	592	236	178	58	75.4	100

29 Players	Tm	Lg	AVG	OBP	SLG	OPS	ISO	SECA	TA	RCON	RC	RC/G	PA	IBB	HBP	SH	SF
Collins, E.	CL	TCBA	.353	.456	.437	.893	.085	.278	1.039	46.3	108.6	8.3	598	7	26	10	6
Pfiester, J.	CL	TCBA	.316	.316	.316	.632	.000	.000	.462	-.5	1.9	3.9	19	0	0	0	0
Collins, S.	CL	TCBA	.299	.354	.440	.794	.141	.256	.791	15.3	60.8	5.8	420	2	3	7	4
Smith, R.	CL	TCBA	.293	.354	.387	.740	.093	.200	.696	2.5	10.3	4.8	84	0	2	2	0
Bridwell, A.	CL	TCBA	.270	.367	.316	.682	.046	.210	.650	4.8	52.9	4.2	503	2	5	12	8
Riggert, J.	CL	TCBA	.264	.343	.374	.717	.111	.204	.689	6.7	56.7	4.8	470	1	19	9	4
Hemphill, C.	CL	TCBA	.263	.394	.298	.693	.035	.281	.734	5.8	32.2	5.0	280	3	1	1	1
Oldring, R.	CL	TCBA	.257	.283	.324	.607	.066	.113	.521	-11.6	40.1	3.4	437	0	7	6	6
Clarke, T.	CL	TCBA	.254	.332	.360	.692	.106	.237	.641	1.4	30.1	4.3	274	0	0	5	3
Doyle, J.	CL	TCBA	.253	.316	.401	.717	.149	.265	.696	5.2	64.9	4.5	553	1	4	2	10
Roach, R.	CL	TCBA	.250	.344	.321	.665	.071	.214	.619	-.0	3.5	4.4	32	0	0	0	0
Foxen, B.	CL	TCBA	.250	.400	.250	.650	.000	.250	.500	.0	.3	1.6	6	0	0	1	0
Bescher, B.	CL	TCBA	.247	.367	.330	.697	.083	.333	.776	15.1	89.8	5.0	740	0	1	5	1
Gray, D.	CL	TCBA	.236	.236	.273	.509	.036	.036	.357	-3.8	3.6	2.3	56	0	0	1	0
James, B.	CL	TCBA	.218	.271	.291	.562	.073	.145	.444	-2.5	4.2	2.3	63	0	0	4	0
Southwick, C.	CL	TCBA	.214	.274	.214	.488	.000	.078	.374	-10.8	9.9	2.1	171	0	1	3	1
Hobbs, R.	CL	TCBA	.214	.272	.297	.569	.083	.161	.449	-17.6	27.1	2.3	416	0	1	0	1
Graham, P.	CL	TCBA	.211	.351	.268	.618	.056	.261	.632	-.5	16.3	3.8	176	2	5	2	1
Lewis, J.	CL	TCBA	.200	.246	.200	.446	.000	.067	.320	-5.2	3.1	1.6	68	0	0	3	1
Spratt, H.	CL	TCBA	.199	.278	.301	.579	.103	.199	.492	-6.6	11.9	2.6	163	1	1	1	0
Steinfeldt, H.	CL	TCBA	.190	.300	.333	.633	.143	.286	.568	-.6	3.9	2.8	50	0	1	0	1
Corhan, R.	CL	TCBA	.186	.256	.257	.514	.071	.157	.424	-4.3	4.8	2.1	80	0	1	2	1
Yingling, E.	CL	TCBA	.179	.233	.179	.412	.000	.051	.294	-3.8	1.7	1.2	45	0	1	2	1
Mathewson, C.	CL	TCBA	.175	.221	.192	.413	.017	.075	.324	-11.2	5.6	1.4	132	0	3	1	3
Vaughn, H.	CL	TCBA	.171	.277	.171	.447	.000	.146	.351	-3.3	2.0	1.4	50	0	0	3	0
Coakley, A.	CL	TCBA	.159	.375	.159	.534	.000	.364	.632	-.4	4.9	3.1	66	0	1	2	3
McElveen, P.	CL	TCBA	.133	.165	.133	.298	.000	.013	.200	-10.7	1.9	.8	79	0	2	0	1
Sherry, F.	CL	TCBA	.089	.119	.143	.262	.054	.089	.208	-8.5	.8	.4	59	0	1	0	1
Bushelman, J.	CL	TCBA	.000	.000	.000	.000	.000	.000	.000	-1.0	.0	.0	5	0	0	0	1
Cleveland Naps			.252	.334	.333	.667	.081	.216	.637	.4	635.1	4.0	6095	19	86	84	59

MIMOSA





Mimosa Mirthmakers Draft Picks

- 1-Vean Gregg**
- 2-Ivy Olson**
- 3-Reggie Richter**
- 4-Rafael Almeida**
- 5-Ed Klepfer**
- 5a-Pete Compton**

Mimosa Mirthmaker Starting Lineup for Opening Day 1912



F. CLARKE, PITTSBURGH




OLSON, PORTLAND, P. C. L.



MILLER-BOSTON-NAT.



Dick Egan
OF THE
CINCINNATI NATIONALS




MCINTYRE, DETROIT



BIRMINGHAM CLEVELAND AM.



Dick Hoblitzell
OF THE
CINCINNATI NATIONALS



LAPP, ATHLETICS

- 1-John Lapp, C
- 2-Fred Clarke, LF
- 3-Doc Miller, CF
- 4-Dick Hoblitzell, 1B
- 5-Matty McIntyre, RF
- 6-Joe Birmingham, 3B
- 7-Ivy Olson, SS
- 8-Dick Egan, 2B
- 9-Vean Gregg, P

13 Pitchers	Tm	Lg	W	L	PCT	SV	ERA	G	GS	CG	SHO	QS	IP	H	R	ER	HR	SO	BB
Hovlik, J.	MI	TCBA	7	2	.778	4	1.66	30	1	1	0	1	54.1	47	21	10	0	32	18
Gregg, V.	MI	TCBA	21	9	.700	0	1.82	37	33	20	6	24	267.1	155	82	54	2	110	93
Richter, R.	MI	TCBA	4	1	.800	0	2.49	25	2	1	1	1	47.0	40	15	13	0	29	17
Richie, L.	MI	TCBA	16	11	.593	2	2.95	38	33	15	2	18	256.1	215	119	84	5	73	80
Boyd, R.	MI	TCBA	6	3	.667	8	2.96	37	1	0	0	0	54.2	42	23	18	0	28	23
Pelty, B.	MI	TCBA	15	5	.750	2	3.25	33	27	7	1	15	194.0	173	95	70	4	65	84
Reulbach, E.	MI	TCBA	18	4	.818	1	3.26	36	26	9	2	13	204.0	194	99	74	0	69	83
Powell, J.	MI	TCBA	13	5	.722	1	3.30	31	19	3	1	8	144.2	148	71	53	1	39	31
Kahler, G.	MI	TCBA	4	2	.667	3	4.02	37	6	0	0	0	80.2	80	45	36	0	60	35
Curtis, C.	MI	TCBA	2	6	.250	1	5.70	38	5	0	0	1	66.1	86	63	42	2	21	45
Brown, B.	MI	TCBA	0	0	-	0	9.00	2	1	0	0	0	4.0	7	4	4	0	1	1
Smith, L.	MI	TCBA	0	0	-	0	10.54	7	0	0	0	0	13.2	24	16	16	0	6	7
Walsh, J.	MI	TCBA	0	0	-	0	54.00	1	0	0	0	0	1.0	7	6	6	0	0	1
Mimosa Mirthmakers			106	48	.688	22	3.11	352	154	56	13	81	1388.0	1218	659	480	14	533	518
13 Pitchers	Tm	Lg	SUP/9	R/9	ERA	BF/9	BR/9	H/9	BB/9	SO/9	HR/9	ERPT	OBA	BF	BR	IBB	HB	WP	BK
Hovlik, J.	MI	TCBA	1.2	3.48	1.66	38.9	10.9	7.8	3.0	5.3	.00	14.1	.227	235	66	0	1	0	0
Gregg, V.	MI	TCBA	4.6	2.76	1.82	36.1	8.7	5.2	3.0	3.7	.07	64.4	.167	1071	258	5	15	6	0
Richter, R.	MI	TCBA	.6	2.87	2.49	37.1	10.3	7.7	2.7	5.6	.00	7.8	.233	194	54	3	0	3	0
Richie, L.	MI	TCBA	4.8	4.18	2.95	38.0	10.5	7.5	2.7	2.6	.18	29.5	.223	1081	300	4	9	1	0
Boyd, R.	MI	TCBA	.0	3.79	2.96	37.2	10.5	6.9	3.1	4.6	.00	6.2	.214	226	64	4	3	1	0
Pelty, B.	MI	TCBA	6.4	4.41	3.25	39.0	12.4	8.0	3.8	3.0	.19	15.9	.239	840	267	3	13	1	0
Reulbach, E.	MI	TCBA	8.9	4.37	3.26	39.5	12.6	8.6	3.5	3.0	.00	16.3	.246	895	286	3	12	5	0
Powell, J.	MI	TCBA	4.5	4.42	3.30	38.9	11.8	9.2	1.9	2.4	.06	11.1	.256	625	190	0	11	2	0
Kahler, G.	MI	TCBA	2.9	5.02	4.02	39.7	12.5	8.9	3.5	6.7	.00	-.3	.253	356	112	4	1	1	0
Curtis, C.	MI	TCBA	.9	8.55	5.70	45.9	17.6	11.7	5.6	2.8	.27	-12.6	.306	338	130	4	3	2	0
Brown, B.	MI	TCBA	.0	9.00	9.00	42.8	18.0	15.8	2.3	2.3	.00	-2.2	.389	19	8	0	0	0	0
Smith, L.	MI	TCBA	.0	10.54	10.54	48.7	21.7	15.8	4.6	4.0	.00	-9.9	.375	74	33	0	2	0	1
Walsh, J.	MI	TCBA	.0	54.00	54.00	99.0	72.0	63.0	9.0	.0	.00	-5.6	.700	11	8	0	0	0	0
Mimosa Mirthmakers			4.7	4.27	3.11	38.7	11.5	7.9	3.2	3.5	.09	134.7	.232	5965	1776	30	70	22	1



27 Players	Tm	Lg	AVG	G	AB	R	H	2B	3B	HR	TB	RBI	SO	BB	ASB	SB	CS	SBP	GDP
Lapp, J.	MI	TCBA	.405	77	148	46	60	9	2	1	76	31	15	32	9	8	1	88.9	0
Miller, D.	MI	TCBA	.367	146	632	119	232	46	3	13	323	143	46	43	38	27	11	71.1	8
Kahler, G.	MI	TCBA	.353	37	17	1	6	0	0	0	6	2	1	0	0	0	0	-	0
Almeida, R.	MI	TCBA	.344	56	90	10	31	7	1	0	40	15	17	8	5	3	2	60.0	0
Schaefer, G.	MI	TCBA	.340	117	385	89	131	9	6	0	152	39	36	52	16	12	4	75.0	2
Boyd, R.	MI	TCBA	.333	37	3	0	1	0	0	0	1	0	0	2	0	0	0	-	0
Clarke, F.	MI	TCBA	.328	111	393	94	129	33	14	0	190	45	24	50	13	9	4	69.2	4
Walsh, J.	MI	TCBA	.326	102	190	31	62	12	3	0	80	34	14	11	4	3	1	75.0	4
McIntyre, M.	MI	TCBA	.326	139	521	95	170	13	11	0	205	71	50	64	11	8	3	72.7	3
Hoblitzell, D.	MI	TCBA	.313	154	645	111	202	22	13	8	274	132	38	41	30	23	7	76.7	9
Birmingham, J.	MI	TCBA	.294	122	418	62	123	17	4	5	163	83	41	20	14	11	3	78.6	7
Thomas, I.	MI	TCBA	.282	73	188	20	53	9	0	0	62	28	14	23	1	1	0	100.0	5
Olson, I.	MI	TCBA	.270	129	456	68	123	13	7	0	150	77	43	43	21	17	4	81.0	5
O'Leary, C.	MI	TCBA	.270	79	152	20	41	4	1	0	47	20	16	15	4	2	2	50.0	1
Stephens, J.	MI	TCBA	.254	109	268	32	68	4	6	0	84	42	36	18	0	0	0	-	5
Egan, D.	MI	TCBA	.253	146	550	89	139	8	4	0	155	66	31	52	15	12	3	80.0	15
Curtis, C.	MI	TCBA	.250	38	12	0	3	0	0	0	3	2	4	0	0	0	0	-	0
Compton, P.	MI	TCBA	.217	66	69	5	15	0	0	0	15	7	9	3	0	0	0	-	2
Reulbach, E.	MI	TCBA	.212	36	66	17	14	4	0	0	18	6	20	17	0	0	0	-	4
Smith, L.	MI	TCBA	.204	41	54	6	11	1	0	0	12	3	16	9	0	0	0	-	2
Gregg, V.	MI	TCBA	.170	37	94	7	16	2	0	0	18	8	19	2	0	0	0	-	1
Richter, R.	MI	TCBA	.143	25	7	1	1	0	0	0	1	1	2	0	0	0	0	-	1
Pelty, B.	MI	TCBA	.141	33	64	6	9	0	1	0	11	4	4	2	0	0	0	-	2
Powell, J.	MI	TCBA	.140	31	50	4	7	0	0	0	7	3	13	1	0	0	0	-	0
Richie, L.	MI	TCBA	.095	38	95	4	9	0	1	0	11	3	20	2	0	0	0	-	1
Hovlik, J.	MI	TCBA	.091	30	11	1	1	0	0	0	1	1	0	2	0	0	0	-	0
Brown, B.	MI	TCBA	-	2	0	0	0	0	0	0	0	0	0	0	0	0	0	-	0
Mimosa Mirthmakers			.297	2011	5578	938	1657	213	77	27	2105	866	529	512	181	136	45	75.1	81

27 Players	Tm	Lg	AVG	OBP	SLG	OPS	ISO	SECA	TA	RCON	RC	RC/G	PA	IBB	HBP	SH	SF
Lapp, J.	MI	TCBA	.405	.516	.514	1.030	.108	.372	1.337	24.1	45.5	13.6	185	3	3	0	1
Miller, D.	MI	TCBA	.367	.409	.511	.920	.144	.237	.950	53.6	134.2	8.6	684	0	5	0	4
Kahler, G.	MI	TCBA	.353	.353	.353	.706	.000	.000	.545	.0	2.3	4.4	20	0	0	3	0
Almeida, R.	MI	TCBA	.344	.425	.444	.869	.100	.200	.934	6.8	18.7	8.0	106	1	6	0	2
Schaefer, G.	MI	TCBA	.340	.420	.395	.814	.055	.210	.838	22.2	69.9	7.2	441	4	2	0	2
Boyd, R.	MI	TCBA	.333	.600	.333	.933	.000	.667	1.500	.6	1.0	9.2	6	0	0	1	0
Clarke, F.	MI	TCBA	.328	.405	.483	.888	.155	.295	.923	29.9	80.5	7.9	449	5	2	2	2
Walsh, J.	MI	TCBA	.326	.363	.421	.784	.095	.163	.707	6.2	28.5	5.7	204	1	0	2	0
McIntyre, M.	MI	TCBA	.326	.405	.393	.799	.067	.200	.796	25.1	90.1	6.7	596	5	7	1	3
Hoblitzell, D.	MI	TCBA	.313	.354	.425	.778	.112	.200	.749	22.7	100.4	5.8	704	4	6	0	12
Birmingham, J.	MI	TCBA	.294	.328	.390	.718	.096	.163	.649	5.0	54.1	4.7	449	5	4	1	6
Thomas, I.	MI	TCBA	.282	.367	.330	.697	.048	.176	.643	2.9	24.5	4.6	220	1	4	2	3
Olson, I.	MI	TCBA	.270	.336	.329	.665	.059	.182	.632	.5	56.0	4.3	518	2	6	6	7
O'Leary, C.	MI	TCBA	.270	.339	.309	.648	.039	.138	.579	-2.0	17.2	4.0	172	1	2	1	2
Stephens, J.	MI	TCBA	.254	.313	.313	.626	.060	.127	.527	-6.1	26.8	3.5	295	4	6	1	2
Egan, D.	MI	TCBA	.253	.314	.282	.596	.029	.140	.513	-14.6	52.2	3.1	635	3	1	22	9
Curtis, C.	MI	TCBA	.250	.250	.250	.500	.000	.000	.333	-.9	.8	2.2	13	0	0	1	0
Compton, P.	MI	TCBA	.217	.243	.217	.461	.000	.043	.321	-5.6	3.6	1.7	74	0	0	0	2
Reulbach, E.	MI	TCBA	.212	.369	.273	.642	.061	.318	.625	.4	8.0	3.3	92	0	0	8	1
Smith, L.	MI	TCBA	.204	.317	.222	.540	.019	.185	.467	-2.4	4.1	2.5	63	0	0	0	0
Gregg, V.	MI	TCBA	.170	.186	.191	.377	.021	.043	.253	-10.8	3.8	1.2	105	0	0	8	1
Richter, R.	MI	TCBA	.143	.143	.143	.286	.000	.000	.143	-1.0	.0	.0	7	0	0	0	0
Pelty, B.	MI	TCBA	.141	.164	.172	.336	.031	.063	.228	-8.4	2.0	.8	78	0	0	11	1
Powell, J.	MI	TCBA	.140	.157	.140	.297	.000	.020	.186	-7.2	1.4	.8	55	0	0	4	0
Richie, L.	MI	TCBA	.095	.113	.116	.229	.021	.042	.149	-16.1	1.5	.4	106	0	0	9	0
Hovlik, J.	MI	TCBA	.091	.231	.091	.322	.000	.182	.300	-1.4	.4	.9	13	0	0	0	0
Brown, B.	MI	TCBA	-	-	-	-	-	-	-	.0	-	-	0	0	0	0	0
Mimosa Mirthmakers			.297	.358	.377	.736	.080	.188	.694	123.5	796.2	5.1	6290	39	54	83	60

PITTSBURGH



1914-1915

REBELS

PITTSBURGH REBEL DRAFT PICKS


2-Hank Severeid 2a-Sherry Smith 3-Jimmy Johnston

3a-Scotty Ingerton 4-Bill Davidson 5-Nig Clarke

6-Charlie Becker 7-Ed Hallinan 8-Jack Compton

XFA

**Big Jeff Pfeffer, Clarence Mitchell, Ed Wilkinson,
Jiggs Parson**



PITTSBURGH REBELS STARTING LINEUP 1912 OPENING DAY



- 1-Bobby Byrne, 3B
- 2-Joe Tinker, SS
- 3-Tris Speaker, CF
- 4-Danny Murphy, RF
- 5-Chief Meyers, C
- 6-George Stovall, 1B
- 7-Rube Ellis, LF
- 8-Baldy Flanagan, 2B
- 9-Joe Wood, P

14 Pitchers	Tm	Lg	W	L	PCT	SV	ERA	G	GS	CG	SHO	QS	IP	H	R	ER	HR	SO	BB
Pfeffer, J.	PR	TCBA	0	0	-	0	.00	2	0	0	0	0	5.0	2	0	0	0	4	2
Smith, S.	PR	TCBA	0	0	-	0	.00	1	0	0	0	0	1.0	0	0	0	0	1	0
Wood, J.	PR	TCBA	30	7	.811	1	1.52	39	34	29	5	26	313.1	197	83	53	3	230	81
Brown, T.	PR	TCBA	18	12	.600	4	2.60	44	31	19	3	15	283.2	225	113	82	3	145	76
Fromme, A.	PR	TCBA	10	14	.417	2	2.80	34	25	12	2	13	206.0	173	90	64	3	94	76
McQuillan, G.	PR	TCBA	1	4	.200	0	4.05	15	3	0	0	1	40.0	55	28	18	0	14	17
Compton, J.	PR	TCBA	3	1	.750	0	4.05	13	1	0	0	1	26.2	30	15	12	0	9	14
Becker, C.	PR	TCBA	1	2	.333	0	4.37	26	5	1	0	1	80.1	93	60	39	0	40	37
Young, I.	PR	TCBA	4	5	.444	0	4.52	21	10	3	0	3	77.2	109	49	39	0	29	24
Works, R.	PR	TCBA	3	14	.176	1	4.96	31	15	3	0	5	123.1	144	84	68	3	41	42
Hughes, L.	PR	TCBA	7	9	.438	0	5.18	27	26	4	0	5	170.1	229	115	98	7	54	82
Mitchell, C.	PR	TCBA	1	0	1.000	0	5.96	9	0	0	0	0	25.2	37	21	17	1	4	9
Parson, J.	PR	TCBA	0	1	.000	0	7.00	1	1	1	0	0	9.0	14	11	7	0	3	8
O'Toole, M.	PR	TCBA	2	5	.286	3	7.86	12	3	1	0	0	26.1	32	25	23	0	13	23
Pittsburgh Rebels			80	74	.519	11	3.37	275	154	73	10	70	1388.1	1340	694	520	20	681	491
14 Pitchers	Tm	Lg	SUP/9	R/9	ERA	BF/9	BR/9	H/9	BB/9	SO/9	HR/9	ERPT	OBA	BF	BR	IBB	HB	WP	BK
Pfeffer, J.	PR	TCBA	.0	.00	.00	36.0	7.2	3.6	3.6	7.2	.00	2.2	.111	20	4	0	0	0	0
Smith, S.	PR	TCBA	.0	.00	.00	36.0	.0	.0	.0	9.0	.00	.4	.000	4	0	0	0	0	0
Wood, J.	PR	TCBA	4.8	2.38	1.52	35.2	8.4	5.7	2.3	6.6	.09	85.8	.179	1225	291	0	13	6	0
Brown, T.	PR	TCBA	4.5	3.59	2.60	36.9	9.8	7.1	2.3	4.6	.10	43.6	.215	1164	309	2	10	6	0
Fromme, A.	PR	TCBA	4.6	3.93	2.80	38.3	11.1	7.6	3.1	4.1	.13	27.2	.224	876	254	4	9	4	0
McQuillan, G.	PR	TCBA	2.3	6.30	4.05	43.2	16.6	12.4	3.8	3.1	.00	-.3	.324	192	74	0	2	0	0
Compton, J.	PR	TCBA	1.4	5.06	4.05	42.5	14.8	10.1	4.7	3.0	.00	-.2	.280	126	44	0	0	0	0
Becker, C.	PR	TCBA	1.6	6.72	4.37	42.2	15.2	10.4	4.0	4.5	.00	-3.4	.290	377	136	1	7	1	0
Young, I.	PR	TCBA	7.2	5.68	4.52	41.9	15.3	12.6	2.7	3.4	.00	-4.6	.327	362	132	1	0	3	0
Works, R.	PR	TCBA	2.7	6.13	4.96	41.4	13.7	10.5	2.8	3.0	.22	-13.4	.286	568	188	4	6	3	0
Hughes, L.	PR	TCBA	5.2	6.08	5.18	42.3	16.6	12.1	4.2	2.9	.37	-22.6	.328	800	314	3	6	9	0
Mitchell, C.	PR	TCBA	.0	7.36	5.96	43.5	16.1	13.0	3.2	1.4	.35	-5.6	.327	124	46	0	0	0	0
Parson, J.	PR	TCBA	2.0	11.00	7.00	49.0	23.0	14.0	8.0	3.0	.00	-3.0	.359	49	23	0	1	0	0
O'Toole, M.	PR	TCBA	1.0	8.54	7.86	45.1	18.8	10.9	7.5	4.4	.00	-11.3	.311	132	55	1	1	3	0
Pittsburgh Rebels			4.2	4.50	3.37	39.0	12.1	8.7	3.1	4.4	.13	94.8	.252	6019	1870	16	55	35	0

31 Players	Tm	Lg	AVG	G	AB	R	H	2B	3B	HR	TB	RBI	SO	BB	ASB	SB	CS	SBP	GDP
Mitchell, C.	PR	TCBA	.556	11	9	4	5	0	0	0	5	1	2	2	0	0	0	-	0
Parson, J.	PR	TCBA	.500	1	2	0	1	0	0	0	1	0	0	0	0	0	0	-	0
Johnston, J.	PR	TCBA	.500	2	2	0	1	0	0	0	1	0	0	0	0	0	0	-	0
Becker, C.	PR	TCBA	.409	26	22	1	9	0	0	0	9	1	1	3	0	0	0	-	0
Severeid, H.	PR	TCBA	.391	14	23	1	9	2	0	0	11	5	3	0	0	0	0	-	1
Meyers, C.	PR	TCBA	.359	109	396	77	142	30	7	0	186	76	40	35	10	7	3	70.0	5
Speaker, T.	PR	TCBA	.335	137	508	107	170	44	11	2	242	116	47	84	50	41	9	82.0	8
O'Toole, M.	PR	TCBA	.333	12	3	0	1	0	0	0	1	1	0	0	0	0	0	-	0
Young, I.	PR	TCBA	.310	21	29	4	9	5	0	0	14	6	2	0	0	0	0	-	1
Murphy, D.	PR	TCBA	.298	135	547	101	163	29	6	11	237	99	47	50	35	29	6	82.9	7
Wilkinson, E.	PR	TCBA	.292	16	24	2	7	0	0	0	7	1	3	0	0	0	0	-	0
Block, B.	PR	TCBA	.290	39	107	9	31	4	0	2	41	21	10	4	0	0	0	-	1
Stovall, G.	PR	TCBA	.264	122	454	52	120	17	10	0	157	67	43	37	16	10	6	62.5	7
Ellis, R.	PR	TCBA	.255	148	548	90	140	22	8	2	184	65	52	81	17	14	3	82.4	4
Brown, T.	PR	TCBA	.250	44	108	12	27	8	1	0	37	7	17	1	0	0	0	-	3
Byrne, B.	PR	TCBA	.240	154	633	119	152	22	19	0	212	44	45	87	32	27	5	84.4	8
Tinker, J.	PR	TCBA	.238	136	537	84	128	15	5	5	168	59	28	51	53	45	8	84.9	6
Hallinan, E.	PR	TCBA	.229	41	96	8	22	4	0	0	26	7	21	12	2	1	1	50.0	1
Ingerton, S.	PR	TCBA	.224	89	290	32	65	11	4	1	87	42	45	29	3	3	0	100.0	6
Wood, J.	PR	TCBA	.205	39	112	18	23	8	1	2	39	12	13	11	0	0	0	-	2
Davidson, B.	PR	TCBA	.191	58	115	11	22	0	5	0	32	14	6	8	7	6	1	85.7	4
Flanagan, B.	PR	TCBA	.187	142	529	42	99	13	2	2	122	58	119	23	0	0	0	-	17
Hughes, L.	PR	TCBA	.185	27	65	7	12	0	1	1	17	9	8	2	0	0	0	-	2
Fromme, A.	PR	TCBA	.154	34	78	5	12	1	0	0	13	2	9	3	0	0	0	-	4
Clarke, N.	PR	TCBA	.134	48	119	8	16	1	0	0	17	3	22	11	0	0	0	-	2
Works, R.	PR	TCBA	.100	31	40	2	4	1	0	0	5	0	6	0	0	0	0	-	2
McQuillan, G.	PR	TCBA	.000	15	8	0	0	0	0	0	0	0	3	0	0	0	0	-	0
Compton, J.	PR	TCBA	.000	13	6	0	0	0	0	0	0	0	1	0	0	0	0	-	0
Pfeffer, J.	PR	TCBA	.000	2	1	0	0	0	0	0	0	0	0	0	0	0	0	-	0
Truesdale, F.	PR	TCBA	.000	3	1	1	0	0	0	0	0	0	1	0	0	0	0	-	0
Smith, S.	PR	TCBA	-	1	0	0	0	0	0	0	0	0	0	0	0	0	0	-	0
Pittsburgh Rebels			.257	1670	5412	797	1390	237	80	28	1871	716	594	534	225	183	42	81.3	91


31 Players	Tm	Lg	AVG	OBP	SLG	OPS	ISO	SECA	TA	RCON	RC	RC/G	PA	IBB	HBP	SH	SF
Mitchell, C.	PR	TCBA	.556	.636	.556	1.192	.000	.222	1.750	2.0	3.5	23.7	11	0	0	0	0
Parson, J.	PR	TCBA	.500	.500	.500	1.000	.000	.000	1.000	.2	.5	6.8	3	0	0	1	0
Johnston, J.	PR	TCBA	.500	.500	.500	1.000	.000	.000	1.000	.2	.5	13.5	2	0	0	0	0
Becker, C.	PR	TCBA	.409	.480	.409	.889	.000	.136	.923	1.9	4.7	9.7	25	0	0	0	0
Severeid, H.	PR	TCBA	.391	.440	.478	.918	.087	.087	.867	2.0	4.6	8.3	25	0	2	0	0
Meyers, C.	PR	TCBA	.359	.417	.470	.887	.111	.210	.912	31.4	81.8	8.2	451	5	11	0	9
Speaker, T.	PR	TCBA	.335	.430	.476	.906	.142	.370	1.059	54.3	117.4	8.6	616	5	9	4	11
O'Toole, M.	PR	TCBA	.333	.333	.333	.667	.000	.000	.500	-.0	.4	2.3	6	0	0	3	0
Young, I.	PR	TCBA	.310	.310	.483	.793	.172	.172	.667	.8	3.9	4.8	30	0	0	1	0
Murphy, D.	PR	TCBA	.298	.356	.433	.789	.135	.269	.798	24.5	88.8	5.9	608	7	1	7	3
Wilkinson, E.	PR	TCBA	.292	.280	.292	.572	.000	.000	.412	-1.0	2.2	3.1	26	0	0	1	1
Block, B.	PR	TCBA	.290	.310	.383	.693	.093	.131	.584	-.2	13.0	4.4	113	0	0	0	2
Stovall, G.	PR	TCBA	.264	.324	.346	.670	.081	.172	.605	-3.3	53.0	4.0	511	0	6	8	6
Ellis, R.	PR	TCBA	.255	.353	.336	.689	.080	.248	.682	6.7	74.8	4.6	657	2	4	20	4
Brown, T.	PR	TCBA	.250	.264	.343	.606	.093	.102	.464	-3.9	9.0	2.8	113	0	1	3	0
Byrne, B.	PR	TCBA	.240	.333	.335	.668	.095	.267	.666	2.6	79.6	4.2	737	2	3	11	3
Tinker, J.	PR	TCBA	.238	.304	.313	.617	.074	.238	.629	-4.6	58.8	3.6	607	1	2	11	5
Hallinan, E.	PR	TCBA	.229	.312	.271	.583	.042	.167	.513	-3.4	9.0	3.1	111	0	0	2	1
Ingerton, S.	PR	TCBA	.224	.296	.300	.596	.076	.186	.524	-8.3	27.5	3.1	328	0	2	4	3
Wood, J.	PR	TCBA	.205	.276	.348	.625	.143	.241	.549	-2.9	11.2	3.1	131	0	0	8	0
Davidson, B.	PR	TCBA	.191	.242	.278	.520	.087	.200	.469	-6.5	7.6	2.1	125	0	0	1	1
Flanagan, B.	PR	TCBA	.187	.218	.231	.449	.043	.087	.324	-47.0	25.0	1.5	565	0	0	6	7
Hughes, L.	PR	TCBA	.185	.206	.262	.467	.077	.108	.345	-5.6	3.2	1.5	68	0	0	0	1
Fromme, A.	PR	TCBA	.154	.185	.167	.352	.013	.051	.229	-9.7	1.9	.7	82	0	0	1	0
Clarke, N.	PR	TCBA	.134	.214	.143	.357	.008	.101	.276	-14.1	4.1	1.0	133	0	1	2	0
Works, R.	PR	TCBA	.100	.100	.125	.225	.025	.025	.132	-6.8	.3	.2	41	0	0	1	0
McQuillan, G.	PR	TCBA	.000	.000	.000	.000	.000	.000	.000	-2.0	.0	.0	9	0	0	1	0
Compton, J.	PR	TCBA	.000	.000	.000	.000	.000	.000	.000	-1.5	.0	.0	6	0	0	0	0
Pfeffer, J.	PR	TCBA	.000	.000	.000	.000	.000	.000	.000	-.3	.0	.0	1	0	0	0	0
Truesdale, F.	PR	TCBA	.000	.000	.000	.000	.000	.000	.000	-.3	.0	.0	1	0	0	0	0
Smith, S.	PR	TCBA	-	-	-	-	-	-	-	.0	-	-	0	0	0	0	0
Pittsburgh Rebels			.257	.325	.346	.671	.089	.214	.633	5.4	653.6	4.1	6142	22	42	96	57



Grand Rapid Wolverines Draft Picks

1-Earl Hamilton
2-Ray Morgan
3-Elmer Brown
4-Sam Covington
6-Spec Harkness
7-Denny Wilie
8-Doc Martin
8a-Joe Willis
XFA
Sam Frock
Pat Paige
Clarence Lehr





- 1-Johnny Bates, CF
- 2-Fred Snodgrass, RF
- 3-Sam Crawford, LF
- 4-Roger Bresnahan, C
- 5-Ed Konetchy, 1B
- 6-Otto Knabe, 2B
- 7-Doc Sajdak, SS
- 8-Ray Morgan, 3B
- 9-Ed Cicotte, P

Grand Rapids Opening Day 1912 Starting Lineup



15 Pitchers	Tm	Lg	W	L	PCT	SV	ERA	G	GS	CG	SHO	QS	IP	H	R	ER	HR	SO	BB
Sajdak, D.	GW	TCBA	0	0	-	0	.00	2	0	0	0	0	6.0	5	0	0	0	2	2
Rudolph, D.	GW	TCBA	1	0	1.000	1	2.08	8	0	0	0	0	8.2	8	4	2	0	3	2
Hamilton, E.	GW	TCBA	13	7	.650	1	2.70	34	20	13	1	13	210.1	203	73	63	3	79	58
Paige, P.	GW	TCBA	2	2	.500	1	3.23	18	1	1	0	0	30.2	43	18	11	0	8	17
Covington, T.	GW	TCBA	8	5	.615	4	3.82	32	8	5	0	4	101.1	116	55	43	2	39	32
Cicotte, E.	GW	TCBA	15	16	.484	1	3.99	37	31	15	4	14	250.1	228	137	111	2	117	112
Bell, G.	GW	TCBA	7	7	.500	0	4.50	24	16	4	0	5	134.0	184	78	67	1	32	41
Willis, J.	GW	TCBA	2	2	.500	0	4.62	7	4	1	1	2	25.1	35	16	13	0	4	8
Frock, S.	GW	TCBA	0	0	-	0	5.18	16	0	0	0	0	24.1	31	15	14	0	15	10
Mitchell, W.	GW	TCBA	10	14	.417	1	5.45	35	26	8	0	5	193.1	248	139	117	1	92	71
Beebe, F.	GW	TCBA	7	11	.389	0	6.17	28	22	5	0	6	154.2	185	129	106	5	75	88
Harkness, S.	GW	TCBA	5	4	.556	1	6.26	27	11	2	0	2	92.0	148	73	64	1	46	26
Martin, D.	GW	TCBA	4	10	.286	1	6.53	32	12	0	0	2	114.1	160	111	83	4	51	74
Brown, E.	GW	TCBA	0	2	.000	0	8.21	13	3	1	0	1	34.0	57	33	31	0	13	13
Ainsmith, E.	GW	TCBA	0	0	-	0	15.88	3	0	0	0	0	5.2	16	10	10	0	2	4
Grand Rapids Wolverines			74	80	.481	11	4.78	316	154	55	6	54	1385.0	1667	891	735	19	578	558
15 Pitchers	Tm	Lg	SUP/9	R/9	ERA	BF/9	BR/9	H/9	BB/9	SO/9	HR/9	ERPT	OBA	BF	BR	IBB	HB	WP	BK
Sajdak, D.	GW	TCBA	.0	.00	.00	37.5	12.0	7.5	3.0	3.0	.00	2.7	.227	25	8	0	1	0	0
Rudolph, D.	GW	TCBA	.0	4.15	2.08	39.5	11.4	8.3	2.1	3.1	.00	1.8	.235	38	11	0	1	0	0
Hamilton, E.	GW	TCBA	4.1	3.12	2.70	37.7	11.4	8.7	2.5	3.4	.13	30.1	.253	880	267	0	6	4	0
Paige, P.	GW	TCBA	.9	5.28	3.23	44.9	17.6	12.6	5.0	2.3	.00	2.6	.336	153	60	0	0	0	0
Covington, T.	GW	TCBA	6.2	4.88	3.82	40.3	13.7	10.3	2.8	3.5	.18	1.9	.286	454	154	0	6	2	0
Cicotte, E.	GW	TCBA	5.7	4.93	3.99	39.2	12.4	8.2	4.0	4.2	.07	-.1	.241	1091	344	1	5	2	0
Bell, G.	GW	TCBA	5.6	5.24	4.50	42.0	15.4	12.4	2.8	2.1	.07	-7.7	.326	625	230	0	5	0	0
Willis, J.	GW	TCBA	4.6	5.68	4.62	41.9	15.3	12.4	2.8	1.4	.00	-1.8	.333	118	43	0	0	0	0
Frock, S.	GW	TCBA	.0	5.55	5.18	42.2	15.5	11.5	3.7	5.5	.00	-3.2	.304	114	42	0	1	0	0
Mitchell, W.	GW	TCBA	4.9	6.47	5.45	41.8	15.1	11.5	3.3	4.3	.05	-31.4	.311	898	325	1	7	6	0
Beebe, F.	GW	TCBA	4.9	7.51	6.17	43.1	16.4	10.8	5.1	4.4	.29	-37.5	.294	741	281	0	8	4	0
Harkness, S.	GW	TCBA	4.9	7.14	6.26	42.9	17.0	14.5	2.5	4.5	.10	-23.3	.367	439	174	0	0	0	0
Martin, D.	GW	TCBA	4.3	8.74	6.53	46.5	18.8	12.6	5.8	4.0	.31	-32.4	.322	591	239	0	5	4	4
Brown, E.	GW	TCBA	2.1	8.74	8.21	45.3	18.5	15.1	3.4	3.4	.00	-15.9	.365	171	70	0	0	3	0
Ainsmith, E.	GW	TCBA	.0	15.88	15.88	58.8	31.8	25.4	6.4	3.2	.00	-7.5	.500	37	20	0	0	0	0
Grand Rapids Wolverines			4.7	5.79	4.78	41.4	14.7	10.8	3.6	3.8	.12	-121.7	.297	6375	2268	2	45	25	4



30 Players	Tm	Lg	AVG	G	AB	R	H	2B	3B	HR	TB	RBI	SO	BB	ASB	SB	CS	SBP	GDP
Crawford, S.	GW	TCBA	.393	150	628	127	247	50	17	9	358	146	48	83	38	29	9	76.3	14
Lehr, C.	GW	TCBA	.375	13	16	4	6	0	0	0	6	0	5	0	0	0	0	-	0
Paige, P.	GW	TCBA	.333	18	3	0	1	0	0	0	1	0	1	0	0	0	0	-	0
Bates, J.	GW	TCBA	.318	149	610	151	194	23	15	0	247	73	69	132	41	34	7	82.9	6
Snodgrass, F.	GW	TCBA	.307	149	625	127	192	34	10	0	246	83	54	68	40	28	12	70.0	9
Morgan, R.	GW	TCBA	.302	61	205	20	62	4	0	0	66	26	25	12	1	1	0	100.0	3
Bresnahan, R.	GW	TCBA	.300	76	230	46	69	12	5	0	91	42	16	50	2	1	1	50.0	5
Wilie, D.	GW	TCBA	.300	28	50	10	15	2	5	0	27	8	8	8	3	2	1	66.7	1
Konetchy, E.	GW	TCBA	.290	154	606	107	176	48	15	3	263	124	57	86	23	17	6	73.9	11
Harkness, S.	GW	TCBA	.286	27	28	6	8	2	0	0	10	1	2	2	0	0	0	-	0
Sajdak, D.	GW	TCBA	.253	148	576	59	146	21	7	7	202	94	110	39	0	0	0	-	23
Zeider, R.	GW	TCBA	.244	76	213	34	52	4	0	1	59	27	17	25	9	9	0	100.0	7
Ainsmith, E.	GW	TCBA	.241	71	216	30	52	1	5	0	63	23	22	14	3	3	0	100.0	9
Blair, W.	GW	TCBA	.237	43	135	16	32	10	1	0	44	13	19	5	0	0	0	-	4
Beebe, F.	GW	TCBA	.236	28	55	5	13	7	2	0	24	7	8	0	0	0	0	-	1
Knabe, O.	GW	TCBA	.230	145	562	74	129	14	6	0	155	99	44	73	13	10	3	76.9	7
Brown, E.	GW	TCBA	.222	13	9	3	2	0	0	0	2	0	1	0	0	0	0	-	0
Martin, D.	GW	TCBA	.219	32	32	4	7	3	0	0	10	2	4	3	0	0	0	-	0
Devlin, A.	GW	TCBA	.219	88	247	32	54	13	2	0	71	29	17	40	4	1	3	25.0	4
Cicotte, E.	GW	TCBA	.193	37	83	16	16	1	0	0	17	5	12	12	0	0	0	-	0
Schweitzer, A.	GW	TCBA	.188	66	101	20	19	5	1	0	26	10	18	23	0	0	0	-	1
Covington, T.	GW	TCBA	.188	32	32	7	6	0	0	0	6	5	4	2	0	0	0	-	2
Land, G.	GW	TCBA	.149	18	47	3	7	3	0	0	10	5	7	0	0	0	0	-	1
Hamilton, E.	GW	TCBA	.127	34	55	6	7	2	0	0	9	3	7	16	0	0	0	-	1
Mitchell, W.	GW	TCBA	.111	35	63	6	7	0	0	0	7	5	12	2	0	0	0	-	5
Bell, G.	GW	TCBA	.064	24	47	1	3	0	0	0	3	1	18	2	0	0	0	-	1
Dahlen, B.	GW	TCBA	.000	10	11	1	0	0	0	0	0	0	6	0	0	0	0	-	0
Willis, J.	GW	TCBA	.000	7	5	0	0	0	0	0	0	0	0	3	0	0	0	-	0
Frock, S.	GW	TCBA	.000	16	1	0	0	0	0	0	0	0	1	0	0	0	0	-	0
Rudolph, D.	GW	TCBA	.000	8	1	0	0	0	0	0	0	0	0	0	0	0	0	-	0
Grand Rapids Wolverines			.277	1756	5492	915	1522	259	91	20	2023	831	612	700	177	135	42	76.3	115



30 Players	Tm	Lg	AVG	OBP	SLG	OPS	ISO	SECA	TA	RCON	RC	RC/G	PA	IBB	HBP	SH	SF
Crawford, S.	GW	TCBA	.393	.457	.570	1.027	.177	.341	1.168	84.7	169.8	11.0	727	11	2	0	14
Lehr, C.	GW	TCBA	.375	.375	.375	.750	.000	.000	.600	.3	2.3	6.1	16	0	0	0	0
Paige, P.	GW	TCBA	.333	.333	.333	.667	.000	.000	.500	-.0	.3	4.5	3	0	0	0	0
Bates, J.	GW	TCBA	.318	.440	.405	.845	.087	.348	.967	51.7	126.8	7.9	750	3	2	5	1
Snodgrass, F.	GW	TCBA	.307	.392	.394	.785	.086	.221	.797	27.5	103.3	6.0	722	0	20	6	2
Morgan, R.	GW	TCBA	.302	.344	.322	.666	.020	.083	.548	-1.3	23.1	4.2	219	1	1	1	0
Bresnahan, R.	GW	TCBA	.300	.426	.396	.822	.096	.313	.862	15.2	42.9	6.8	285	1	2	1	2
Wilie, D.	GW	TCBA	.300	.407	.540	.947	.240	.420	1.027	4.6	11.2	8.2	59	1	1	0	0
Konetchy, E.	GW	TCBA	.290	.378	.434	.812	.144	.304	.834	33.2	106.8	6.2	721	7	7	9	12
Harkness, S.	GW	TCBA	.286	.333	.357	.690	.071	.143	.600	.0	3.5	4.7	30	0	0	0	0
Sajdak, D.	GW	TCBA	.253	.298	.351	.649	.097	.165	.536	-9.2	57.0	3.3	627	0	2	0	10
Zeider, R.	GW	TCBA	.244	.324	.277	.601	.033	.192	.565	-2.4	21.6	3.4	246	0	2	2	4
Ainsmith, E.	GW	TCBA	.241	.288	.292	.579	.051	.130	.468	-8.1	17.5	2.6	237	0	1	3	2
Blair, W.	GW	TCBA	.237	.275	.326	.601	.089	.126	.477	-4.8	11.4	2.8	145	0	2	3	0
Beebe, F.	GW	TCBA	.236	.236	.436	.673	.200	.200	.558	-1.0	5.3	3.2	57	0	0	2	0
Knabe, O.	GW	TCBA	.230	.315	.276	.591	.046	.189	.542	-14.8	56.2	3.3	659	0	2	11	10
Brown, E.	GW	TCBA	.222	.222	.222	.444	.000	.000	.286	-.8	.4	1.7	9	0	0	0	0
Martin, D.	GW	TCBA	.219	.286	.313	.598	.094	.188	.520	-1.0	3.2	3.1	38	0	0	3	0
Devlin, A.	GW	TCBA	.219	.350	.287	.637	.069	.223	.615	-2.5	28.5	3.7	306	0	11	6	2
Cicotte, E.	GW	TCBA	.193	.302	.205	.507	.012	.157	.448	-4.8	7.1	2.4	107	0	1	11	0
Schweitzer, A.	GW	TCBA	.188	.336	.257	.593	.069	.297	.590	-1.9	10.7	3.4	126	0	0	1	1
Covington, T.	GW	TCBA	.188	.235	.188	.423	.000	.063	.286	-3.1	1.3	1.1	36	0	0	2	0
Land, G.	GW	TCBA	.149	.146	.213	.359	.064	.064	.244	-5.8	1.4	.8	49	0	0	1	1
Hamilton, E.	GW	TCBA	.127	.324	.164	.488	.036	.327	.531	-2.5	5.1	2.4	80	0	1	6	2
Mitchell, W.	GW	TCBA	.111	.134	.111	.245	.000	.032	.148	-10.1	.6	.3	73	0	0	6	2
Bell, G.	GW	TCBA	.064	.135	.064	.198	.000	.043	.156	-8.3	.6	.3	53	0	2	1	1
Dahlen, B.	GW	TCBA	.000	.000	.000	.000	.000	.000	.000	-2.8	.0	.0	11	0	0	0	0
Willis, J.	GW	TCBA	.000	.375	.000	.375	.000	.600	.600	-.3	.3	1.6	8	0	0	0	0
Frock, S.	GW	TCBA	.000	.000	.000	.000	.000	.000	.000	-.3	.0	.0	1	0	0	0	0
Rudolph, D.	GW	TCBA	.000	.000	.000	.000	.000	.000	.000	-.3	.0	.0	1	0	0	0	0
Grand Rapids Wolverines			.277	.361	.368	.729	.091	.236	.707	131.2	783.7	5.0	6401	24	59	80	66








Waukesha Freeman Draft Picks

**1-Ping Bodie
3-Dave Danforth
3a-Willie Hogan
4-Red Hoff
5-Judge Nagle
7-Jack Thoney
8-Brad Hogg
XFA
Milt Reed
Hank Griffin
Hal Janvrin
Gene Paulette
Herman Bronkie
Marty Berghammer
Ensign Cottrell
Jack Ness**

Waukesha 1912 Opening Day Lineup



1-Honus Wagner, SS
2-Miller Huggins, 2B
3-Ping Bodie, RF
4-Mike Mitchell, CF
5-Mike Mowrey, 3B
6-Willie Hogan, 1B
7-Jack Thoney, LF
8-Johnny Kling, C
9-Lefty Leifield, P



13 Pitchers	Tm	Lg	W	L	PCT	SV	ERA	G	GS	CG	SHO	QS	IP	H	R	ER	HR	SO	BB
Cottrell, E.	WA	TCBA	0	0	-	0	.00	6	0	0	0	0	5.1	7	6	0	0	1	5
Mullin, G.	WA	TCBA	15	11	.577	0	2.86	35	31	17	2	15	261.0	213	105	83	7	73	95
Leiffield, L.	WA	TCBA	11	17	.393	0	3.22	36	34	16	2	10	251.2	258	137	90	4	78	71
Pape, L.	WA	TCBA	7	12	.368	0	3.47	24	23	8	0	9	181.2	157	98	70	4	49	82
Griffin, H.	WA	TCBA	2	1	.667	0	3.58	17	1	0	0	0	37.2	37	18	15	3	15	20
Hoff, R.	WA	TCBA	2	1	.667	1	4.26	14	0	0	0	0	25.1	30	12	12	0	13	5
Nagle, J.	WA	TCBA	1	8	.111	2	4.53	32	1	0	0	0	45.2	60	37	23	2	23	12
Groom, B.	WA	TCBA	10	20	.333	0	4.72	38	30	11	0	10	234.2	263	155	123	8	132	100
Barger, C.	WA	TCBA	8	20	.286	0	4.93	33	33	8	1	9	219.0	279	162	120	3	65	89
Ferguson, G.	WA	TCBA	0	1	.000	1	5.59	17	1	0	0	1	29.0	47	28	18	0	7	13
Hogg, B.	WA	TCBA	0	3	.000	0	5.63	25	0	0	0	0	40.0	63	48	25	0	8	27
Sajdak, K.	WA	TCBA	1	0	1.000	0	7.50	4	0	0	0	0	12.0	18	12	10	1	4	9
Danforth, D.	WA	TCBA	1	2	.333	2	10.32	21	0	0	0	0	34.0	43	43	39	0	23	27
Waukesha Freeman			58	96	.377	6	4.10	302	154	60	5	54	1377.0	1475	861	628	32	491	555
13 Pitchers	Tm	Lg	SUP/9	R/9	ERA	BF/9	BR/9	H/9	BB/9	SO/9	HR/9	ERPT	OBA	BF	BR	IBB	HB	WP	BK
Cottrell, E.	WA	TCBA	.0	10.13	.00	47.3	20.3	11.8	8.4	1.7	.00	2.4	.318	28	12	0	0	0	0
Mullin, G.	WA	TCBA	4.2	3.62	2.86	37.6	10.9	7.3	3.1	2.5	.24	32.6	.224	1091	315	6	13	12	0
Leiffield, L.	WA	TCBA	4.1	4.90	3.22	39.6	12.2	9.2	2.4	2.8	.14	21.4	.258	1108	340	5	16	3	2
Pape, L.	WA	TCBA	4.5	4.86	3.47	39.1	12.2	7.8	3.9	2.4	.20	10.4	.235	790	247	3	11	7	0
Griffin, H.	WA	TCBA	1.2	4.30	3.58	39.7	13.4	8.8	4.3	3.6	.72	1.7	.257	166	56	2	1	2	0
Hoff, R.	WA	TCBA	.0	4.26	4.26	38.4	12.1	10.7	1.4	4.6	.00	-.8	.300	108	34	1	0	0	0
Nagle, J.	WA	TCBA	.0	7.29	4.53	43.2	13.8	11.8	1.6	4.5	.39	-2.8	.299	219	70	4	2	1	0
Groom, B.	WA	TCBA	4.1	5.94	4.72	41.4	14.2	10.1	3.5	5.1	.31	-19.1	.280	1079	369	9	15	15	0
Barger, C.	WA	TCBA	4.4	6.66	4.93	42.0	15.0	11.5	3.1	2.7	.12	-23.0	.310	1021	364	13	9	2	0
Ferguson, G.	WA	TCBA	.3	8.69	5.59	46.9	18.3	14.6	3.7	2.2	.00	-5.2	.341	151	59	1	0	1	0
Hogg, B.	WA	TCBA	.0	10.80	5.63	49.3	20.7	14.2	5.4	1.8	.00	-7.3	.356	219	92	3	5	0	0
Sajdak, K.	WA	TCBA	.0	9.00	7.50	48.0	20.3	13.5	6.8	3.0	.75	-4.7	.333	64	27	0	0	0	0
Danforth, D.	WA	TCBA	.0	11.38	10.32	47.1	19.9	11.4	6.6	6.1	.00	-23.9	.309	178	75	2	7	0	0
Waukesha Freeman			3.6	5.63	4.10	40.7	13.5	9.6	3.3	3.2	.21	-18.2	.272	6222	2060	49	79	43	2

33 Players	Tm	Lg	AVG	G	AB	R	H	2B	3B	HR	TB	RBI	SO	BB	ASB	SB	CS	SBP	GDP
Easterly, T.	WA	TCBA	.328	88	235	33	77	21	4	0	106	38	19	8	9	7	2	77.8	4
Wagner, H.	WA	TCBA	.320	121	460	76	147	15	11	7	205	70	32	68	29	24	5	82.8	3
Barger, C.	WA	TCBA	.293	36	75	11	22	0	0	0	22	7	11	1	1	1	0	100.0	0
Leifield, L.	WA	TCBA	.287	36	80	12	23	2	0	0	25	11	9	10	1	0	1	.0	1
Paulette, G.	WA	TCBA	.286	4	7	0	2	0	0	0	2	0	2	0	0	0	0	-	1
Mitchell, M.	WA	TCBA	.260	136	549	87	143	23	19	0	204	79	27	53	47	36	11	76.6	3
Bodie, P.	WA	TCBA	.260	142	569	71	148	25	17	3	216	83	50	47	5	0	5	.0	9
Huggins, M.	WA	TCBA	.241	135	506	87	122	19	4	0	149	37	52	91	31	21	10	67.7	5
Mullin, G.	WA	TCBA	.233	38	90	12	21	4	0	0	25	11	10	9	0	0	0	-	0
Sajdak, K.	WA	TCBA	.229	53	157	11	36	9	0	2	51	11	42	6	0	0	0	-	3
Mullen, C.	WA	TCBA	.228	35	79	14	18	3	3	0	27	6	10	4	1	1	0	100.0	1
Thoney, J.	WA	TCBA	.226	131	501	44	113	1	0	0	114	47	53	4	20	15	5	75.0	7
Mowrey, M.	WA	TCBA	.226	120	439	65	99	23	9	0	140	56	46	61	15	9	6	60.0	5
Bliss, J.	WA	TCBA	.211	89	270	28	57	12	3	2	81	39	37	37	3	1	2	33.3	2
Hogan, W.	WA	TCBA	.211	119	469	42	99	11	6	0	122	57	49	32	26	20	6	76.9	6
Berghammer, M.	WA	TCBA	.200	3	5	0	1	0	0	0	1	0	0	0	0	0	0	-	0
Ferguson, G.	WA	TCBA	.200	17	5	0	1	0	0	0	1	0	1	0	0	0	0	-	0
McKechnie, B.	WA	TCBA	.196	89	285	37	56	5	5	3	80	27	24	27	10	9	1	90.0	2
Pape, L.	WA	TCBA	.185	24	65	4	12	1	0	0	13	5	9	4	0	0	0	-	2
Bronkie, H.	WA	TCBA	.177	25	62	5	11	0	0	0	11	7	8	1	0	0	0	-	1
Payne, F.	WA	TCBA	.171	31	70	9	12	1	3	1	22	3	9	4	0	0	0	-	1
Kling, J.	WA	TCBA	.161	76	205	20	33	2	1	3	46	17	31	30	1	1	0	100.0	3
Spencer, T.	WA	TCBA	.150	18	20	2	3	0	0	2	9	3	4	4	1	1	0	100.0	1
Ness, J.	WA	TCBA	.133	5	15	2	2	0	0	0	2	1	2	0	0	0	0	-	0
Janvrin, H.	WA	TCBA	.120	11	25	1	3	0	0	0	3	0	2	1	0	0	0	-	2
Groom, B.	WA	TCBA	.084	38	83	7	7	0	0	0	7	0	17	6	0	0	0	-	1
Griffin, H.	WA	TCBA	.000	17	7	0	0	0	0	0	0	1	0	0	0	0	0	-	1
Danforth, D.	WA	TCBA	.000	21	4	0	0	0	0	0	0	0	0	2	0	0	0	-	0
Hogg, B.	WA	TCBA	.000	25	6	1	0	0	0	0	0	0	0	0	0	0	0	-	1
Hoff, R.	WA	TCBA	.000	14	3	0	0	0	0	0	0	0	1	0	0	0	0	-	0
Nagle, J.	WA	TCBA	.000	32	1	0	0	0	0	0	0	0	0	0	0	0	0	-	0
Reed, M.	WA	TCBA	.000	1	1	1	0	0	0	0	0	1	0	0	0	0	0	-	0
Cottrell, E.	WA	TCBA	-	6	0	0	0	0	0	0	0	0	0	0	0	0	0	-	0
Waukesha Freeman			.237	1736	5348	682	1268	177	85	23	1684	617	557	510	200	146	54	73.0	65

33 Players	Tm	Lg	AVG	OBP	SLG	OPS	ISO	SECA	TA	RCON	RC	RC/G	PA	IBB	HBP	SH	SF
Easterly, T.	WA	TCBA	.328	.352	.451	.804	.123	.179	.744	9.2	36.5	6.0	244	3	1	0	0
Wagner, H.	WA	TCBA	.320	.409	.446	.854	.126	.315	.938	35.2	93.2	7.7	536	6	4	0	4
Barger, C.	WA	TCBA	.293	.308	.293	.601	.000	.027	.472	-2.2	7.6	3.4	84	0	1	6	1
Leifield, L.	WA	TCBA	.287	.400	.313	.713	.025	.138	.678	1.4	11.2	4.9	98	0	5	3	0
Paulette, G.	WA	TCBA	.286	.286	.286	.571	.000	.000	.333	-.3	.3	1.3	7	0	0	0	0
Mitchell, M.	WA	TCBA	.260	.326	.372	.698	.111	.253	.705	5.4	72.9	4.6	616	1	3	6	5
Bodie, P.	WA	TCBA	.260	.320	.380	.700	.120	.193	.618	-1.8	69.4	4.2	634	1	6	3	6
Huggins, M.	WA	TCBA	.241	.362	.294	.657	.053	.255	.667	.8	63.0	4.2	612	0	5	10	0
Mullin, G.	WA	TCBA	.233	.300	.278	.578	.044	.144	.493	-3.3	8.6	3.2	103	0	0	3	1
Sajdak, K.	WA	TCBA	.229	.258	.325	.583	.096	.134	.460	-6.8	12.6	2.7	163	0	0	0	0
Mullen, C.	WA	TCBA	.228	.265	.342	.607	.114	.177	.516	-2.6	7.3	3.1	84	0	0	1	0
Thoney, J.	WA	TCBA	.226	.231	.228	.459	.002	.030	.338	-41.2	26.4	1.7	515	1	2	0	8
Mowrey, M.	WA	TCBA	.226	.325	.319	.644	.093	.239	.613	-5.7	50.1	3.7	521	2	5	14	2
Bliss, J.	WA	TCBA	.211	.310	.300	.610	.089	.222	.558	-7.4	27.9	3.3	318	0	2	8	1
Hogan, W.	WA	TCBA	.211	.262	.260	.522	.049	.147	.461	-26.2	34.6	2.4	516	1	2	9	4
Berghammer, M.	WA	TCBA	.200	.200	.200	.400	.000	.000	.250	-.5	.2	1.4	5	0	0	0	0
Ferguson, G.	WA	TCBA	.200	.200	.200	.400	.000	.000	.250	-.5	.2	1.4	5	0	0	0	0
McKechnie, B.	WA	TCBA	.196	.269	.281	.550	.084	.207	.509	-12.5	24.4	2.8	321	1	2	5	2
Pape, L.	WA	TCBA	.185	.229	.200	.429	.015	.077	.309	-6.1	3.0	1.4	71	0	0	1	1
Bronkie, H.	WA	TCBA	.177	.188	.177	.365	.000	.016	.231	-7.4	2.0	1.0	64	0	0	0	1
Payne, F.	WA	TCBA	.171	.213	.314	.528	.143	.200	.441	-4.7	4.8	2.1	78	0	0	2	1
Kling, J.	WA	TCBA	.161	.266	.224	.490	.063	.215	.440	-13.6	14.2	2.1	241	0	0	3	2
Spencer, T.	WA	TCBA	.150	.292	.450	.742	.300	.550	.778	.6	2.6	4.0	24	0	0	0	0
Ness, J.	WA	TCBA	.133	.133	.133	.267	.000	.000	.154	-2.3	.3	.6	16	0	0	1	0
Janvrin, H.	WA	TCBA	.120	.185	.120	.305	.000	.040	.208	-3.5	.4	.5	28	0	1	1	0
Groom, B.	WA	TCBA	.084	.146	.084	.230	.000	.072	.169	-13.8	1.3	.4	91	0	0	2	0
Griffin, H.	WA	TCBA	.000	.000	.000	.000	.000	.000	.000	-1.8	-.1	-.2	8	0	0	1	0
Danforth, D.	WA	TCBA	.000	.333	.000	.333	.000	.500	.500	-.3	.2	1.2	6	0	0	0	0
Hogg, B.	WA	TCBA	.000	.000	.000	.000	.000	.000	.000	-1.5	-.0	-.0	6	0	0	0	0
Hoff, R.	WA	TCBA	.000	.000	.000	.000	.000	.000	.000	-.8	.0	.0	3	0	0	0	0
Nagle, J.	WA	TCBA	.000	.000	.000	.000	.000	.000	.000	-.3	.0	.0	1	0	0	0	0
Reed, M.	WA	TCBA	.000	.000	.000	.000	.000	.000	.000	-.3	.0	.0	1	0	0	0	0
Cottrell, E.	WA	TCBA	-	-	-	-	-	-	-	.0	-	-	0	0	0	0	0
Waukesha Freeman			.237	.306	.315	.621	.078	.190	.567	-114.8	553.3	3.5	6020	16	39	79	39

MOUNTAINEERS





TURIN



Turin Mountaineers Draft Picks

**1-Hank Robinson
2-Ed McDonald
3-Mack Allison
4-Paddy Baumann
6-Hank Butcher
6a-Guy Zinn
7-Josh Swindell
7a-Dick Cotter
8-Bill Jones
XFA
Jesse Tannehill**

TURIN MOUNTAINEERS OPENING DAY 1912 STARTING LINEUP



- 1-Red Murray, LF**
- 2-Fred Luderus, 1B**
- 3-John Hummel, 2B**
- 4-Frank LaPorte, 3B**
- 5-Josh Clarke, RF**
- 6-Solly Hofman, CF**
- 7-Larry McLean, C**
- 8-Guy Zinn, SS**
- 9-Walter Johnson, P**



14 Pitchers	Tm	Lg	W	L	PCT	SV	ERA	G	GS	CG	SHO	QS	IP	H	R	ER	HR	SO	BB
Rowan, J.	TU	TCBA	0	0	-	1	2.22	20	0	0	0	0	24.1	27	6	6	0	9	12
Young, C.	TU	TCBA	4	1	.800	0	2.43	40	0	0	0	0	55.2	63	29	15	1	35	18
Johnson, W.	TU	TCBA	25	13	.658	1	2.47	49	47	17	6	29	367.1	249	129	101	4	226	109
Plank, E.	TU	TCBA	19	8	.704	1	2.80	42	37	12	2	23	295.2	224	118	92	2	110	125
Ragan, P.	TU	TCBA	6	9	.400	6	2.93	48	10	0	0	3	98.1	82	50	32	0	43	43
Swindell, J.	TU	TCBA	1	3	.250	5	3.20	26	0	0	0	0	19.2	19	11	7	0	6	8
Ferry, J.	TU	TCBA	9	5	.643	5	3.75	57	6	1	0	3	96.0	110	51	40	1	33	31
Burns, B.	TU	TCBA	3	5	.375	2	4.24	55	7	0	0	3	87.0	102	44	41	5	31	32
Karger, E.	TU	TCBA	6	7	.462	0	4.43	36	19	1	0	7	144.1	150	84	71	3	69	63
Robinson, H.	TU	TCBA	0	3	.000	0	4.50	21	0	0	0	0	14.0	16	11	7	0	5	6
Fisher, R.	TU	TCBA	10	11	.476	0	4.59	38	27	1	0	7	164.2	179	102	84	2	71	81
Allison, M.	TU	TCBA	2	4	.333	2	5.66	24	2	0	0	0	35.0	40	26	22	0	7	11
Tannehill, J.	TU	TCBA	0	0	-	0	14.40	3	0	0	0	0	5.0	15	8	8	0	1	3
Pio, P.	TU	TCBA	1	0	1.000	0	20.25	2	0	0	0	0	1.1	5	3	3	0	0	0
Turin Mountaineers			86	69	.555	23	3.38	461	155	32	8	75	1408.1	1281	672	529	18	646	542

14 Pitchers	Tm	Lg	SUP/9	R/9	ERA	BF/9	BR/9	H/9	BB/9	SO/9	HR/9	ERPT	OBA	BF	BR	IBB	HB	WP	BK
Rowan, J.	TU	TCBA	.0	2.22	2.22	42.2	14.1	10.0	3.3	3.3	.00	4.8	.276	114	38	3	2	0	0
Young, C.	TU	TCBA	.0	4.69	2.43	40.4	12.6	10.2	2.3	5.7	.16	9.7	.275	250	78	4	1	3	0
Johnson, W.	TU	TCBA	4.1	3.16	2.47	36.4	8.8	6.1	2.2	5.5	.10	61.7	.188	1486	358	20	20	8	0
Plank, E.	TU	TCBA	4.6	3.59	2.80	37.8	10.8	6.8	3.6	3.3	.06	38.9	.208	1242	355	8	14	9	0
Ragan, P.	TU	TCBA	1.9	4.58	2.93	39.6	10.3	7.5	2.6	3.9	.00	11.5	.218	433	113	15	3	0	1
Swindell, J.	TU	TCBA	.0	5.03	3.20	38.4	10.1	8.7	1.4	2.7	.00	1.7	.264	84	22	5	0	0	0
Ferry, J.	TU	TCBA	3.9	4.78	3.75	40.9	13.1	10.3	2.3	3.1	.09	2.5	.284	436	140	6	5	6	0
Burns, B.	TU	TCBA	.9	4.55	4.24	40.7	13.1	10.6	2.3	3.2	.52	-2.5	.291	393	127	10	3	0	0
Karger, E.	TU	TCBA	3.7	5.24	4.43	40.6	13.6	9.4	3.7	4.3	.19	-7.1	.266	651	218	4	9	4	0
Robinson, H.	TU	TCBA	.0	7.07	4.50	42.4	14.8	10.3	3.9	3.2	.00	-.8	.308	66	23	0	1	0	0
Fisher, R.	TU	TCBA	5.0	5.57	4.59	41.3	14.3	9.8	3.9	3.9	.11	-11.1	.279	755	262	10	12	8	0
Allison, M.	TU	TCBA	.5	6.69	5.66	41.1	13.1	10.3	2.1	1.8	.00	-6.5	.299	160	51	3	3	0	0
Tannehill, J.	TU	TCBA	.0	14.40	14.40	57.6	32.4	27.0	5.4	1.8	.00	-5.8	.517	32	18	0	0	0	0
Pio, P.	TU	TCBA	.0	20.25	20.25	54.0	33.8	33.8	.0	.0	.00	-2.4	.625	8	5	0	0	0	0
Turin Mountaineers			3.5	4.29	3.38	39.0	11.6	8.2	2.9	4.1	.12	94.7	.240	6110	1808	88	73	38	1



30 Players	Tm	Lg	AVG	G	AB	R	H	2B	3B	HR	TB	RBI	SO	BB	ASB	SB	CS	SBP	GDP
Rowan, J.	TU	TCBA	.500	20	2	0	1	0	0	0	1	0	0	0	0	0	0	-	0
Dooiin, R.	TU	TCBA	.310	124	274	25	85	18	0	0	103	37	22	13	1	0	1	.0	3
LaPorte, F.	TU	TCBA	.308	138	522	87	161	43	8	0	220	75	51	29	12	8	4	66.7	9
Luderus, F.	TU	TCBA	.300	149	553	93	166	35	16	11	266	101	73	54	9	6	3	66.7	4
Lord, B.	TU	TCBA	.286	146	545	70	156	29	2	0	189	69	57	30	34	22	12	64.7	3
Butcher, H.	TU	TCBA	.284	64	148	25	42	9	4	0	59	19	13	9	12	10	2	83.3	0
Hummel, J.	TU	TCBA	.279	140	494	81	138	19	7	7	192	57	63	57	26	13	13	50.0	12
McLean, L.	TU	TCBA	.271	100	280	22	76	10	1	0	88	34	17	12	2	2	0	100.0	5
Ferry, J.	TU	TCBA	.269	57	52	3	14	1	1	0	17	6	5	8	0	0	0	-	2
Murray, R.	TU	TCBA	.265	134	494	89	131	25	14	5	199	58	38	45	50	37	13	74.0	7
Clarke, J.	TU	TCBA	.260	61	123	30	32	10	5	0	52	20	21	30	7	6	1	85.7	3
Cotter, D.	TU	TCBA	.256	28	43	2	11	0	0	0	11	6	4	8	0	0	0	-	1
Wagner, H.	TU	TCBA	.253	116	265	35	67	13	5	0	90	32	33	32	28	23	5	82.1	3
Plank, E.	TU	TCBA	.235	42	102	8	24	3	0	0	27	13	17	7	0	0	0	-	3
Hofman, S.	TU	TCBA	.229	147	503	59	115	18	3	1	142	61	42	62	34	27	7	79.4	12
Baumann, P.	TU	TCBA	.227	61	97	13	22	1	1	0	25	7	8	6	0	0	0	-	0
Fisher, R.	TU	TCBA	.226	38	53	9	12	3	0	2	21	7	4	4	0	0	0	-	0
Johnson, W.	TU	TCBA	.226	49	133	18	30	5	5	0	45	7	21	2	1	0	1	.0	1
Jones, B.	TU	TCBA	.220	34	59	9	13	1	3	0	20	7	6	16	0	0	0	-	2
Karger, E.	TU	TCBA	.214	36	56	5	12	2	0	1	17	7	4	5	0	0	0	-	6
Burns, B.	TU	TCBA	.200	55	15	0	3	0	0	0	3	0	5	1	0	0	0	-	1
Pio, P.	TU	TCBA	.197	78	137	8	27	4	0	1	34	11	36	6	0	0	0	-	4
Zinn, G.	TU	TCBA	.178	119	264	42	47	3	16	0	82	30	37	35	0	0	0	-	2
McDonald, E.	TU	TCBA	.160	93	200	37	32	9	2	0	45	19	50	45	16	11	5	68.8	5
Young, C.	TU	TCBA	.143	40	7	0	1	0	0	0	1	0	1	0	0	0	0	-	0
Ragan, P.	TU	TCBA	.056	48	18	0	1	0	0	0	1	0	4	0	0	0	0	-	2
Allison, M.	TU	TCBA	.000	24	7	0	0	0	0	0	0	0	1	0	0	0	0	-	0
Tannehill, J.	TU	TCBA	.000	3	2	0	0	0	0	0	0	0	2	0	0	0	0	-	0
Robinson, H.	TU	TCBA	.000	21	1	0	0	0	0	0	0	0	0	0	0	0	0	-	0
Swindell, J.	TU	TCBA	-	26	0	0	0	0	0	0	0	0	0	0	0	0	0	-	0
Turin Mountaineers			.260	2191	5449	770	1419	261	93	28	1950	683	635	516	232	165	67	71.1	90



30 Players	Tm	Lg	AVG	OBP	SLG	OPS	ISO	SECA	TA	RCON	RC	RC/G	PA	IBB	HBP	SH	SF
Rowan, J.	TU	TCBA	.500	.500	.500	1.000	.000	.000	1.000	.2	.5	13.5	2	0	0	0	0
Dooin, R.	TU	TCBA	.310	.343	.376	.718	.066	.109	.606	2.0	35.1	4.9	289	2	1	0	1
LaPorte, F.	TU	TCBA	.308	.343	.421	.764	.113	.176	.695	13.5	75.3	5.3	563	6	3	0	9
Luderus, F.	TU	TCBA	.300	.362	.481	.843	.181	.284	.832	29.3	100.0	6.8	614	3	2	0	5
Lord, B.	TU	TCBA	.286	.328	.347	.674	.061	.134	.614	-2.9	64.6	4.2	592	1	7	3	7
Butcher, H.	TU	TCBA	.284	.335	.399	.734	.115	.230	.750	3.9	22.0	5.3	164	0	3	3	1
Hummel, J.	TU	TCBA	.279	.355	.389	.744	.109	.225	.693	7.0	66.8	4.6	566	4	2	11	2
McLean, L.	TU	TCBA	.271	.303	.314	.618	.043	.093	.502	-6.5	27.4	3.4	301	0	3	1	5
Ferry, J.	TU	TCBA	.269	.355	.327	.682	.058	.212	.625	.5	6.6	4.1	64	0	0	2	2
Murray, R.	TU	TCBA	.265	.327	.403	.730	.138	.277	.739	9.4	67.0	4.7	545	6	2	1	3
Clarke, J.	TU	TCBA	.260	.401	.423	.824	.163	.447	.937	9.6	24.4	6.6	158	0	1	1	3
Cotter, D.	TU	TCBA	.256	.365	.256	.621	.000	.186	.576	-.3	4.7	3.7	52	0	0	0	1
Wagner, H.	TU	TCBA	.253	.337	.340	.676	.087	.275	.718	4.0	35.1	4.5	307	0	3	4	3
Plank, E.	TU	TCBA	.235	.282	.265	.547	.029	.098	.420	-5.1	8.2	2.3	123	0	0	13	1
Hofman, S.	TU	TCBA	.229	.311	.282	.593	.054	.217	.568	-11.0	49.1	3.1	584	2	0	13	5
Baumann, P.	TU	TCBA	.227	.290	.258	.547	.031	.093	.453	-4.8	8.2	2.8	109	0	3	2	1
Fisher, R.	TU	TCBA	.226	.276	.396	.672	.170	.245	.610	-.5	6.3	3.8	61	0	0	3	1
Johnson, W.	TU	TCBA	.226	.237	.338	.575	.113	.120	.448	-7.4	10.5	2.5	146	0	0	11	0
Jones, B.	TU	TCBA	.220	.395	.339	.734	.119	.390	.771	2.1	9.1	4.9	78	0	1	2	0
Karger, E.	TU	TCBA	.214	.290	.304	.594	.089	.179	.460	-1.9	3.7	1.9	64	0	1	2	0
Burns, B.	TU	TCBA	.200	.250	.200	.450	.000	.067	.308	-1.3	.7	1.3	18	0	0	2	0
Pio, P.	TU	TCBA	.197	.234	.248	.483	.051	.095	.360	-10.5	7.8	1.8	150	0	1	5	1
Zinn, G.	TU	TCBA	.178	.302	.311	.613	.133	.265	.589	-7.1	28.5	3.3	322	1	12	11	0
McDonald, E.	TU	TCBA	.160	.312	.225	.537	.065	.320	.567	-8.0	17.6	2.6	253	0	0	6	2
Young, C.	TU	TCBA	.143	.143	.143	.286	.000	.000	.167	-1.0	.2	.8	9	0	0	2	0
Ragan, P.	TU	TCBA	.056	.056	.056	.111	.000	.000	.053	-3.8	-.1	-.1	18	0	0	0	0
Allison, M.	TU	TCBA	.000	.000	.000	.000	.000	.000	.000	-1.8	.0	.0	8	0	0	1	0
Tannehill, J.	TU	TCBA	.000	.000	.000	.000	.000	.000	.000	-.5	.0	.0	2	0	0	0	0
Robinson, H.	TU	TCBA	.000	.000	.000	.000	.000	.000	.000	-.3	.0	.0	1	0	0	0	0
Swindell, J.	TU	TCBA	-	-	-	-	-	-	-	.0	-	-	0	0	0	0	0
Turin Mountaineers			.260	.327	.358	.684	.097	.210	.639	6.8	666.9	4.1	6163	25	45	99	53



M U L E S


C-BILLAS & BRO-BUFFALO, N.Y.

1-Les Nunamaker
4-Gus Fisher
5-Jesse Baker
6-Lew Brockett
7-Otto McIvor
8-Orlie Weaver
XFA
Eddie Zimmerman
Blaine Thomas
Biff Schaller

Buffalo, N.Y.

Buffalo Mules Draft Picks

BUFFALO 1912 OPENING DAY STARTING LINEUP



DONLIN, N. Y. NAT'L




AUSTIN-ST. LOUIS-AMER.



MCBRIDE, WASHINGTON



MAGEE, PHILA. NAT'L



BENDER, Philadelphia Amer.



FISHER, Portland



MC CONNELL, CHIC. AMER.



COBB, DETROIT



MERKLE, N. Y. NAT'L

- 1-Fred Merkle, 1B**
- 2-Ty Cobb, RF**
- 3-Sherry Magee, CF**
- 4-Mike Donlin, LF**
- 5-Jimmy Austin, 3B**
- 6-Amby McConnell, 2B**
- 7-Gus Fisher, C**
- 8-George McBride, SS**
- 9-Chief Bender, P**



11 Pitchers	Tm	Lg	W	L	PCT	SV	ERA	G	GS	CG	SHO	QS	IP	H	R	ER	HR	SO	BB
Katon, N.	BU	TCBA	1	0	1.000	0	1.80	2	1	1	0	1	10.0	7	2	2	0	4	9
Bender, C.	BU	TCBA	15	10	.600	0	2.00	30	28	14	3	17	225.1	144	59	50	2	96	68
Collins, R.	BU	TCBA	18	4	.818	1	2.19	29	25	17	1	16	226.0	193	67	55	0	119	61
Marquard, R.	BU	TCBA	24	13	.649	0	2.34	40	38	30	5	27	322.2	237	105	84	7	269	90
Thomas, B.	BU	TCBA	2	0	1.000	0	3.18	3	1	0	0	0	11.1	15	6	4	0	5	5
Raymond, B.	BU	TCBA	7	2	.778	1	3.61	21	11	3	1	3	94.2	91	45	38	1	40	40
Baker, J.	BU	TCBA	7	7	.500	0	5.02	29	10	4	0	2	100.1	114	65	56	9	52	50
Brown, B.	BU	TCBA	6	10	.375	1	5.17	34	14	9	2	3	149.2	184	110	86	3	39	70
Stack, E.	BU	TCBA	3	8	.273	0	6.28	11	11	5	0	2	81.2	96	68	57	1	41	50
Brockett, L.	BU	TCBA	2	9	.182	0	8.05	22	12	3	0	1	91.2	146	110	82	9	24	69
Weaver, O.	BU	TCBA	0	7	.000	0	8.19	26	4	1	0	0	84.2	139	97	77	9	54	51
Buffalo Mules			85	70	.548	3	3.80	247	155	87	12	72	1398.0	1366	734	591	41	743	563


11 Pitchers	Tm	Lg	SUP/9	R/9	ERA	BF/9	BR/9	H/9	BB/9	SO/9	HR/9	ERPT	OBA	BF	BR	IBB	HB	WP	BK
Katon, N.	BU	TCBA	2.7	1.80	1.80	38.7	14.4	6.3	8.1	3.6	.00	2.4	.206	43	16	0	0	0	0
Bender, C.	BU	TCBA	4.1	2.36	2.00	35.2	8.7	5.8	2.6	3.8	.08	49.8	.184	882	219	2	9	4	0
Collins, R.	BU	TCBA	7.5	2.67	2.19	36.5	10.4	7.7	2.4	4.7	.00	45.1	.231	916	261	0	7	9	0
Marquard, R.	BU	TCBA	5.6	2.93	2.34	35.9	9.4	6.6	2.5	7.5	.20	58.9	.206	1286	336	0	9	8	1
Thomas, B.	BU	TCBA	4.8	4.76	3.18	38.9	15.9	11.9	4.0	4.0	.00	1.0	.341	49	20	0	0	0	0
Raymond, B.	BU	TCBA	3.4	4.28	3.61	39.1	12.8	8.7	3.8	3.8	.10	3.9	.256	411	135	0	4	0	0
Baker, J.	BU	TCBA	3.8	5.83	5.02	41.2	15.1	10.2	4.4	4.7	.81	-11.6	.288	459	168	1	5	6	0
Brown, B.	BU	TCBA	4.5	6.61	5.17	42.0	15.7	11.1	4.1	2.3	.18	-19.7	.305	698	261	2	9	6	0
Stack, E.	BU	TCBA	5.6	7.49	6.28	43.4	16.8	10.6	5.5	4.5	.11	-20.8	.292	394	152	0	6	3	0
Brockett, L.	BU	TCBA	3.2	10.80	8.05	47.8	21.5	14.3	6.8	2.4	.88	-41.4	.364	487	219	0	4	2	0
Weaver, O.	BU	TCBA	1.5	10.31	8.19	48.3	20.9	14.8	5.4	5.7	.96	-39.5	.358	454	197	0	7	2	0
Buffalo Mules			4.9	4.73	3.80	39.1	12.8	8.8	3.6	4.8	.26	28.1	.257	6079	1984	5	60	40	1

27 Players	Tm	Lg	AVG	G	AB	R	H	2B	3B	HR	TB	RBI	SO	BB	ASB	SB	CS	SBP	GDP
Thomas, B.	BU	TCBA	.600	3	5	0	3	0	0	0	3	1	1	0	0	0	0	-	0
Cobb, T.	BU	TCBA	.396	148	584	126	231	47	21	1	323	101	54	73	80	62	18	77.5	3
Wilson, A.	BU	TCBA	.357	35	126	29	45	10	1	2	63	23	11	15	7	5	2	71.4	2
Nunamaker, L.	BU	TCBA	.335	50	179	25	60	5	5	0	75	31	10	14	0	0	0	-	2
Donlin, M.	BU	TCBA	.333	70	237	40	79	14	1	1	98	51	15	17	9	8	1	88.9	2
Smith, S.	BU	TCBA	.305	54	174	29	53	13	1	0	68	27	17	9	0	0	0	-	4
Magee, S.	BU	TCBA	.303	116	456	79	138	44	4	8	214	85	40	59	19	16	3	84.2	11
Fisher, G.	BU	TCBA	.302	55	192	27	58	11	3	0	75	28	24	5	7	4	3	57.1	1
Merkle, F.	BU	TCBA	.281	140	595	111	167	28	10	9	242	87	53	52	42	29	13	69.0	7
Brown, B.	BU	TCBA	.267	34	60	7	16	6	0	0	22	5	16	3	0	0	0	-	4
Stark, D.	BU	TCBA	.264	71	235	36	62	9	0	0	71	24	21	20	3	1	2	33.3	0
McConnell, A.	BU	TCBA	.262	85	313	47	82	14	1	1	101	46	36	28	5	4	1	80.0	1
Stack, E.	BU	TCBA	.258	11	31	6	8	0	0	0	8	4	7	2	0	0	0	-	0
Austin, J.	BU	TCBA	.258	146	593	113	153	33	11	0	208	86	46	76	27	20	7	74.1	8
Beck, F.	BU	TCBA	.235	91	345	47	81	11	6	3	113	49	44	22	2	0	2	.0	6
Katon, N.	BU	TCBA	.233	50	120	14	28	1	1	0	31	11	25	12	0	0	0	-	4
Brockett, L.	BU	TCBA	.233	22	30	2	7	2	0	0	9	1	6	3	2	1	1	50.0	0
McBride, G.	BU	TCBA	.225	152	525	57	118	16	4	0	142	57	83	45	5	1	4	20.0	10
Marquard, R.	BU	TCBA	.216	40	125	13	27	2	2	2	39	16	22	3	0	0	0	-	3
McIvor, O.	BU	TCBA	.211	23	71	8	15	3	2	0	22	10	15	10	0	0	0	-	0
Zimmerman, E.	BU	TCBA	.163	51	135	12	22	5	2	0	31	12	6	15	2	0	2	.0	1
Collins, R.	BU	TCBA	.163	29	86	13	14	2	1	0	18	12	12	9	0	0	0	-	3
Schaller, B.	BU	TCBA	.154	40	117	13	18	2	3	0	26	13	27	7	0	0	0	-	2
Bender, C.	BU	TCBA	.148	30	81	4	12	0	0	0	12	7	17	1	0	0	0	-	0
Baker, J.	BU	TCBA	.125	29	32	0	4	0	0	0	4	1	1	3	0	0	0	-	2
Weaver, O.	BU	TCBA	.103	26	29	3	3	0	0	0	3	2	5	3	0	0	0	-	0
Raymond, B.	BU	TCBA	.097	21	31	2	3	0	0	0	3	0	12	2	0	0	0	-	0
Buffalo Mules			.274	1622	5507	863	1507	278	79	27	2024	790	626	508	210	151	59	71.9	76

27 Players	Tm	Lg	AVG	OBP	SLG	OPS	ISO	SECA	TA	RCON	RC	RC/G	PA	IBB	HBP	SH	SF
Thomas, B.	BU	TCBA	.600	.600	.600	1.200	.000	.000	1.500	.9	1.8	24.3	5	0	0	0	0
Cobb, T.	BU	TCBA	.396	.465	.553	1.018	.158	.358	1.238	80.2	161.0	11.4	669	20	5	5	2
Wilson, A.	BU	TCBA	.357	.426	.500	.926	.143	.286	.976	11.5	27.5	8.7	141	1	0	0	0
Nunamaker, L.	BU	TCBA	.335	.376	.419	.795	.084	.162	.736	7.0	29.9	6.0	207	0	0	10	4
Donlin, M.	BU	TCBA	.333	.366	.414	.780	.080	.181	.764	10.5	39.4	6.2	264	0	0	2	8
Smith, S.	BU	TCBA	.305	.351	.391	.742	.086	.138	.648	3.4	23.5	5.0	188	2	4	0	1
Magee, S.	BU	TCBA	.303	.382	.469	.851	.167	.325	.880	32.2	85.3	6.7	532	7	3	8	6
Fisher, G.	BU	TCBA	.302	.330	.391	.721	.089	.120	.645	1.3	25.6	4.7	210	0	5	4	4
Merkle, F.	BU	TCBA	.281	.340	.407	.747	.126	.240	.730	12.8	85.0	5.0	663	1	4	6	5
Brown, B.	BU	TCBA	.267	.302	.367	.668	.100	.150	.521	-6	5.5	3.0	64	0	0	1	0
Stark, D.	BU	TCBA	.264	.322	.302	.624	.038	.119	.531	-5.6	24.7	3.7	263	1	1	4	2
McConnell, A.	BU	TCBA	.262	.342	.323	.664	.061	.160	.622	.0	38.9	4.4	361	2	12	4	4
Stack, E.	BU	TCBA	.258	.324	.258	.582	.000	.065	.478	-1.1	3.0	3.2	36	0	1	2	0
Austin, J.	BU	TCBA	.258	.346	.351	.697	.093	.243	.679	6.3	78.5	4.5	688	1	5	12	2
Beck, F.	BU	TCBA	.235	.279	.328	.606	.093	.151	.504	-12.1	31.8	3.0	380	1	2	3	8
Katon, N.	BU	TCBA	.233	.301	.258	.560	.025	.125	.458	-4.9	9.8	2.7	137	0	1	1	3
Brockett, L.	BU	TCBA	.233	.303	.300	.603	.067	.167	.542	-1.2	2.8	3.2	33	0	0	0	0
McBride, G.	BU	TCBA	.225	.302	.270	.573	.046	.126	.485	-21.8	45.8	2.8	604	0	16	12	6
Marquard, R.	BU	TCBA	.216	.235	.312	.547	.096	.120	.426	-7.1	9.1	2.2	139	0	1	7	3
McIvor, O.	BU	TCBA	.211	.321	.310	.631	.099	.239	.607	-1.0	8.2	3.9	84	0	2	0	1
Zimmerman, E.	BU	TCBA	.163	.242	.230	.472	.067	.163	.405	-11.2	8.7	1.9	159	0	1	2	6
Collins, R.	BU	TCBA	.163	.255	.209	.464	.047	.151	.387	-6.7	5.1	1.7	103	0	2	4	1
Schaller, B.	BU	TCBA	.154	.205	.222	.427	.068	.128	.337	-11.5	5.6	1.4	128	0	1	1	2
Bender, C.	BU	TCBA	.148	.195	.148	.344	.000	.012	.246	-10.1	3.0	1.1	92	0	4	5	1
Baker, J.	BU	TCBA	.125	.222	.125	.347	.000	.094	.267	-3.8	.8	.8	36	0	1	0	0
Weaver, O.	BU	TCBA	.103	.182	.103	.285	.000	.103	.231	-4.1	.8	.8	33	0	0	0	1
Raymond, B.	BU	TCBA	.097	.152	.097	.248	.000	.065	.179	-5.0	.6	.6	34	0	0	1	0
Buffalo Mules			.274	.339	.368	.706	.094	.203	.666	58.3	727.0	4.6	6253	36	71	94	70



PEOPLE LOVE LONDON



🇨🇦 LONDON ONTARIO CANADA 🇨🇦




London Tecumsehs Draft Picks

**1-Claude Hendrix 2-Buck O'Brien 3-Bert Tooley 4-Walter Lonergan
5-Boardwalk Brown 5a-Newt Hunter 6-Gene Woodburn
6a-Claud Derrick 7-Grover Lowdermilk 8-Tim Hendryx 8a-Harry Gardner
XFA
Raleigh Aitchison, Bill Bergen, Cuke Barrows, Tex Jones, Joe Walsh**

BASEBALL CHAMPIONS 1877

London Tecumsehs Opening Day Starting Lineup 1912

- 1-Doc Gessler, CF
- 2-Joe Jackson, RF
- 3-Jack Graney, LF
- 4-Newt Hunter, 1B
- 5-Tom Downey, SS
- 6-Walt Lonergan, 2B
- 7-Ed Hebscher, 3B
- 8-George Gibson, C
- 9-Nap Rucker, P



16 Pitchers	Tm	Lg	W	L	PCT	SV	ERA	G	GS	CG	SHO	QS	IP	H	R	ER	HR	SO	BB
McHale, M.	LT	TCBA	0	0	-	0	.00	3	0	0	0	0	4.1	3	0	0	0	4	1
Klepfer, E.	LT	TCBA	0	0	-	0	.00	3	0	0	0	0	2.2	4	0	0	0	3	0
O'Brien, B.	LT	TCBA	4	1	.800	1	1.32	8	6	4	1	4	54.2	35	16	8	0	36	24
Woodburn, G.	LT	TCBA	2	2	.500	3	2.98	19	4	1	0	3	48.1	46	23	16	1	28	27
Rucker, N.	LT	TCBA	23	12	.657	2	2.98	44	39	20	2	22	310.2	261	132	103	10	205	99
Falkenberg, C.	LT	TCBA	5	8	.385	0	3.01	22	17	6	0	8	122.2	126	65	41	6	62	28
Aitchison, R.	LT	TCBA	0	0	-	0	3.38	2	0	0	0	0	2.2	2	1	1	0	1	3
Mitchell, R.	LT	TCBA	4	7	.364	4	3.53	33	10	2	0	3	107.0	112	68	42	4	35	42
Willett, E.	LT	TCBA	9	16	.360	1	3.80	29	26	9	1	9	194.1	218	113	82	5	58	72
Blanding, F.	LT	TCBA	10	5	.667	4	4.22	49	10	3	0	7	136.1	140	72	64	3	69	57
Hendrix, C.	LT	TCBA	6	10	.375	5	4.39	29	14	6	0	7	119.0	124	74	58	3	52	57
Hebscher, E.	LT	TCBA	0	0	-	0	4.61	6	0	0	0	0	13.2	13	8	7	0	6	5
Lake, J.	LT	TCBA	9	14	.391	0	4.68	32	28	7	0	11	198.0	247	125	103	6	55	56
Lowdermilk, G.	LT	TCBA	1	1	.500	0	5.56	9	0	0	0	0	11.1	16	8	7	0	6	2
Gardner, H.	LT	TCBA	2	3	.400	0	6.11	16	0	0	0	0	35.1	50	30	24	2	15	14
Flaherty, P.	LT	TCBA	0	0	-	0	9.00	1	0	0	0	0	1.0	3	2	1	0	1	0
London Tecumsehs			75	79	.487	20	3.68	305	154	58	4	74	1362.0	1400	737	557	40	636	487
16 Pitchers	Tm	Lg	SUP/9	R/9	ERA	BF/9	BR/9	H/9	BB/9	SO/9	HR/9	ERPT	OBA	BF	BR	IBB	HB	WP	BK
McHale, M.	LT	TCBA	.0	.00	.00	35.3	8.3	6.2	2.1	8.3	.00	1.9	.188	17	4	0	0	0	0
Klepfer, E.	LT	TCBA	.0	.00	.00	40.5	13.5	13.5	.0	10.1	.00	1.2	.333	12	4	0	0	0	0
O'Brien, B.	LT	TCBA	3.0	2.63	1.32	36.9	10.0	5.8	4.0	5.9	.00	16.2	.192	224	61	0	2	0	0
Woodburn, G.	LT	TCBA	1.9	4.28	2.98	40.8	14.0	8.6	5.0	5.2	.19	5.4	.250	219	75	0	2	0	0
Rucker, N.	LT	TCBA	5.4	3.82	2.98	37.5	10.8	7.6	2.8	5.9	.29	34.6	.226	1295	374	1	15	1	0
Falkenberg, C.	LT	TCBA	3.2	4.77	3.01	39.0	11.4	9.2	2.0	4.5	.44	13.3	.258	532	156	1	3	3	0
Aitchison, R.	LT	TCBA	.0	3.38	3.38	40.5	16.9	6.8	10.1	3.4	.00	.2	.222	12	5	0	0	0	0
Mitchell, R.	LT	TCBA	3.1	5.72	3.53	40.7	13.4	9.4	3.5	2.9	.34	5.4	.260	484	159	0	5	3	0
Willett, E.	LT	TCBA	4.1	5.23	3.80	40.9	13.8	10.1	3.3	2.7	.23	4.1	.281	884	297	0	7	7	0
Blanding, F.	LT	TCBA	3.2	4.75	4.22	39.9	13.3	9.2	3.7	4.6	.20	-3.6	.264	604	201	1	5	5	0
Hendrix, C.	LT	TCBA	4.1	5.60	4.39	41.2	14.1	9.4	4.2	3.9	.23	-5.3	.266	545	186	1	6	3	0
Hebscher, E.	LT	TCBA	.0	5.27	4.61	39.5	12.5	8.6	3.3	4.0	.00	-.9	.241	60	19	0	1	0	0
Lake, J.	LT	TCBA	4.7	5.68	4.68	40.6	14.1	11.2	2.5	2.5	.27	-15.3	.306	894	310	1	8	7	0
Lowdermilk, G.	LT	TCBA	.0	6.35	5.56	41.3	14.3	12.7	1.6	4.8	.00	-2.0	.327	52	18	0	0	1	0
Gardner, H.	LT	TCBA	.0	7.64	6.11	42.3	16.6	12.7	3.6	3.8	.51	-8.4	.345	166	65	0	1	1	0
Flaherty, P.	LT	TCBA	.0	18.00	9.00	63.0	27.0	27.0	.0	9.0	.00	-.6	.429	7	3	0	0	0	0
London Tecumsehs			3.9	4.87	3.68	39.7	12.8	9.3	3.2	4.2	.26	46.1	.264	6007	1937	5	55	31	0

37 Players	Tm	Lg	AVG	G	AB	R	H	2B	3B	HR	TB	RBI	SO	BB	ASB	SB	CS	SBP	GDP
Kirke, J.	LT	TCBA	.393	33	89	20	35	6	5	0	51	22	4	6	3	2	1	66.7	1
Jackson, J.	LT	TCBA	.376	149	598	114	225	52	11	7	320	109	45	73	38	29	9	76.3	8
Mitchell, R.	LT	TCBA	.323	33	31	4	10	0	0	0	10	3	3	3	0	0	0	-	0
Blanding, F.	LT	TCBA	.313	50	32	8	10	2	0	0	12	5	3	5	0	0	0	-	0
Good, W.	LT	TCBA	.310	82	216	41	67	13	3	2	92	41	29	33	13	10	3	76.9	1
Flaherty, P.	LT	TCBA	.300	37	60	11	18	4	0	1	25	10	5	8	1	1	0	100.0	1
Hunter, N.	LT	TCBA	.297	59	165	26	49	9	7	1	75	31	27	21	6	5	1	83.3	3
Gessler, D.	LT	TCBA	.297	125	482	96	143	25	2	3	181	60	61	79	34	30	4	88.2	4
Graney, J.	LT	TCBA	.292	124	438	77	128	22	1	0	152	60	52	65	29	19	10	65.5	1
Tenney, F.	LT	TCBA	.286	101	377	52	108	14	5	0	132	65	11	58	4	2	2	50.0	6
Downey, T.	LT	TCBA	.251	99	382	73	96	22	6	0	130	40	33	38	11	9	2	81.8	8
Hebscher, E.	LT	TCBA	.246	57	114	7	28	4	0	1	35	7	19	5	0	0	0	-	0
Willett, E.	LT	TCBA	.242	29	62	8	15	2	1	1	22	7	7	8	1	0	1	.0	0
Gardner, H.	LT	TCBA	.231	16	13	2	3	1	0	0	4	1	1	1	0	0	0	-	0
Jones, T.	LT	TCBA	.231	17	13	0	3	1	0	0	4	1	3	1	1	1	0	100.0	0
Gibson, G.	LT	TCBA	.226	112	393	37	89	14	3	0	109	45	30	39	1	1	0	100.0	10
Grant, E.	LT	TCBA	.222	143	537	66	119	12	6	0	143	66	58	57	30	24	6	80.0	9
Bergen, B.	LT	TCBA	.215	34	107	11	23	4	0	0	27	8	21	7	0	0	0	-	2
Tooley, B.	LT	TCBA	.212	63	208	22	44	3	0	0	47	20	31	27	8	5	3	62.5	3
Lake, J.	LT	TCBA	.208	32	72	7	15	0	1	0	17	1	4	5	0	0	0	-	2
O'Brien, B.	LT	TCBA	.200	8	20	0	4	3	0	0	7	1	5	0	0	0	0	-	1
Woodburn, G.	LT	TCBA	.200	19	10	0	2	0	0	0	2	0	1	2	0	0	0	-	1
Rucker, N.	LT	TCBA	.196	44	107	13	21	2	3	3	38	14	16	5	0	0	0	-	2
Derrick, C.	LT	TCBA	.192	87	271	32	52	4	1	0	58	35	41	23	18	14	4	77.8	5
Lonergan, W.	LT	TCBA	.181	91	315	20	57	0	0	0	57	19	38	14	7	2	5	28.6	2
Miller, O.	LT	TCBA	.167	13	24	3	4	0	0	0	4	2	2	0	1	1	0	100.0	0
Bradley, H.	LT	TCBA	.154	10	26	2	4	2	0	0	6	2	2	3	0	0	0	-	0
Barrows, C.	LT	TCBA	.115	18	26	4	3	1	0	0	4	2	7	6	0	0	0	-	1
Hendrix, C.	LT	TCBA	.114	29	35	3	4	1	0	0	5	4	10	2	0	0	0	-	0
Falkenberg, C.	LT	TCBA	.075	22	40	0	3	1	0	0	4	2	7	1	2	2	0	100.0	0
Kelly, B.	LT	TCBA	.040	12	25	1	1	0	0	0	1	1	6	0	0	0	0	-	2
Hendryx, T.	LT	TCBA	.000	2	3	0	0	0	0	0	0	0	0	0	0	0	0	-	0
Walsh, J.	LT	TCBA	.000	1	3	0	0	0	0	0	0	0	1	0	0	0	0	-	0
Lowdermilk, G.	LT	TCBA	.000	9	1	0	0	0	0	0	0	0	0	0	0	0	0	-	0
McHale, M.	LT	TCBA	.000	3	1	0	0	0	0	0	0	0	0	0	0	0	0	-	0
Aitchison, R.	LT	TCBA	-	2	0	0	0	0	0	0	0	0	0	0	0	0	0	-	0
Klepfer, E.	LT	TCBA	-	3	0	0	0	0	0	0	0	0	0	0	0	0	0	-	0
London Tecumsehs			.261	1768	5296	760	1383	224	55	19	1774	684	583	595	208	157	51	75.5	73

37 Players	Tm	Lg	AVG	OBP	SLG	OPS	ISO	SECA	TA	RCON	RC	RC/G	PA	IBB	HBP	SH	SF
Kirke, J.	LT	TCBA	.393	.427	.573	1.000	.180	.258	1.054	9.4	21.9	10.4	96	1	0	0	1
Jackson, J.	LT	TCBA	.376	.444	.535	.979	.159	.314	1.100	70.4	149.3	10.1	687	17	7	0	9
Mitchell, R.	LT	TCBA	.323	.382	.323	.705	.000	.097	.619	.3	4.4	4.8	38	0	0	4	0
Blanding, F.	LT	TCBA	.313	.405	.375	.780	.063	.219	.773	1.4	5.4	6.6	37	0	0	0	0
Good, W.	LT	TCBA	.310	.405	.426	.831	.116	.301	.908	15.0	42.5	7.2	260	0	4	3	4
Flaherty, P.	LT	TCBA	.300	.382	.417	.799	.117	.267	.791	3.0	10.1	6.4	68	0	0	0	0
Hunter, N.	LT	TCBA	.297	.397	.455	.851	.158	.309	.900	11.6	32.1	7.1	195	1	7	1	1
Gessler, D.	LT	TCBA	.297	.413	.376	.789	.079	.297	.890	32.4	89.3	6.8	585	2	19	2	3
Graney, J.	LT	TCBA	.292	.398	.347	.745	.055	.224	.785	15.8	70.4	5.7	532	1	16	6	6
Tenney, F.	LT	TCBA	.286	.383	.350	.733	.064	.218	.715	10.5	56.2	5.2	455	3	6	5	8
Downey, T.	LT	TCBA	.251	.322	.340	.663	.089	.207	.605	-1.8	43.9	3.9	434	0	2	12	0
Hebscher, E.	LT	TCBA	.246	.275	.307	.582	.061	.105	.465	-4.7	10.1	3.1	120	0	0	0	1
Willett, E.	LT	TCBA	.242	.333	.355	.688	.113	.226	.646	-.3	8.1	4.2	75	0	1	3	1
Gardner, H.	LT	TCBA	.231	.286	.308	.593	.077	.154	.500	-.5	1.2	3.3	14	0	0	0	0
Jones, T.	LT	TCBA	.231	.286	.308	.593	.077	.231	.600	-.1	1.4	3.7	14	0	0	0	0
Gibson, G.	LT	TCBA	.226	.300	.277	.577	.051	.153	.490	-13.8	34.7	2.9	448	1	5	4	7
Grant, E.	LT	TCBA	.222	.300	.266	.566	.045	.184	.529	-18.3	49.2	2.9	626	0	5	22	4
Bergen, B.	LT	TCBA	.215	.270	.252	.522	.037	.103	.407	-6.4	7.5	2.3	119	0	1	3	0
Tooley, B.	LT	TCBA	.212	.300	.226	.526	.014	.154	.471	-10.8	16.4	2.5	243	0	1	3	4
Lake, J.	LT	TCBA	.208	.269	.236	.505	.028	.097	.390	-4.8	4.7	2.1	81	0	1	3	0
O'Brien, B.	LT	TCBA	.200	.200	.350	.550	.150	.150	.412	-1.1	1.1	1.7	20	0	0	0	0
Woodburn, G.	LT	TCBA	.200	.333	.200	.533	.000	.200	.444	-.4	.8	1.9	14	0	0	2	0
Rucker, N.	LT	TCBA	.196	.237	.355	.592	.159	.206	.500	-4.7	9.2	2.5	126	0	1	12	1
Derrick, C.	LT	TCBA	.192	.284	.214	.498	.022	.144	.474	-15.2	20.1	2.3	320	0	13	10	3
Lonergan, W.	LT	TCBA	.181	.223	.181	.404	.000	.035	.287	-35.1	13.1	1.3	340	0	3	8	0
Miller, O.	LT	TCBA	.167	.167	.167	.333	.000	.042	.250	-2.9	.8	1.0	25	0	0	1	0
Bradley, H.	LT	TCBA	.154	.313	.231	.543	.077	.192	.545	-1.0	2.3	2.8	32	1	3	0	0
Barrows, C.	LT	TCBA	.115	.343	.154	.497	.038	.269	.542	-1.1	2.0	2.2	35	0	3	0	0
Hendrix, C.	LT	TCBA	.114	.162	.143	.305	.029	.086	.226	-4.9	1.2	.9	42	0	0	5	0
Falkenberg, C.	LT	TCBA	.075	.095	.100	.195	.025	.100	.189	-6.6	.7	.4	46	0	0	4	1
Kelly, B.	LT	TCBA	.040	.077	.040	.117	.000	.000	.077	-5.2	.0	.0	26	0	1	0	0
Hendryx, T.	LT	TCBA	.000	.000	.000	.000	.000	.000	.000	-.8	.0	.0	3	0	0	0	0
Walsh, J.	LT	TCBA	.000	.000	.000	.000	.000	.000	.000	-.8	.0	.0	3	0	0	0	0
Lowdermilk, G.	LT	TCBA	.000	.000	.000	.000	.000	.000	.000	-.3	.0	.0	1	0	0	0	0
McHale, M.	LT	TCBA	.000	.000	.000	.000	.000	.000	.000	-.3	.0	.0	1	0	0	0	0
Aitchison, R.	LT	TCBA	-	-	-	-	-	-	-	.0	-	-	0	0	0	0	0
Klepfer, E.	LT	TCBA	-	-	-	-	-	-	-	.0	-	-	0	0	0	0	0
London Tecumsehs			.261	.344	.335	.679	.074	.206	.650	28.3	671.2	4.3	6161	27	99	113	54

WRETFORD

SALTMORE

DOUGLAS






HIGHLANDERS



Hereford Highlanders Draft Picks

**1-George Burns 2-Gene Krapp 4-Jack Killilay 5-Otis Johnson
6-Lefty George 7-Al Burch 8-Al Mattern
XFA – Stubby Magner, Bunny Hearn, Bugs Reisgl,
Harry Welchonce, Bill Otey, Red Nelson**



1-Dode Paskert, CF
2-Birdie Cree, RF
3-Hans Lobert, 3B
4-Stuffy McInnis, 1B
5-Art Fletcher, SS
6-Johnny Evers, 2B
7-Doc Lyon, LF
8-Bill Rariden, C
9-Earl Moore, P

Starting Lineup
Opening Day 1912
Hereford
Highlanders



11 Pitchers	Tm	Lg	W	L	PCT	SV	ERA	G	GS	CG	SHO	QS	IP	H	R	ER	HR	SO	BB
Ford, R.	HH	TCBA	10	17	.370	12	2.34	57	30	12	1	18	262.0	184	100	68	4	121	84
Reisgl, B.	HH	TCBA	0	0	-	0	3.42	15	0	0	0	0	23.2	26	15	9	3	13	11
Ames, R.	HH	TCBA	15	14	.517	2	3.44	42	25	6	0	10	219.2	189	103	84	1	118	79
Killilay, J.	HH	TCBA	2	0	1.000	2	3.69	27	0	0	0	0	31.2	32	18	13	1	16	18
Moore, E.	HH	TCBA	20	17	.541	1	4.54	47	38	9	1	16	267.2	275	178	135	4	155	172
Krapp, G.	HH	TCBA	12	14	.462	1	5.10	38	28	9	1	8	215.1	216	155	122	1	110	118
Hall, S.	HH	TCBA	5	12	.294	2	5.50	40	18	1	0	4	121.0	155	113	74	3	58	78
Mattern, A.	HH	TCBA	4	3	.571	0	5.54	28	10	1	0	3	89.1	113	63	55	5	42	45
George, L.	HH	TCBA	4	3	.571	1	5.82	44	3	0	0	1	89.2	118	80	58	4	34	59
Nelson, R.	HH	TCBA	0	2	.000	0	8.21	26	2	0	0	0	57.0	92	67	52	2	19	39
Burch, A.	HH	TCBA	0	0	-	0	9.00	1	0	0	0	0	2.0	4	2	2	0	0	1
Hereford Highlanders			72	82	.468	21	4.39	365	154	38	3	60	1379.0	1404	894	672	28	686	704
11 Pitchers	Tm	Lg	SUP/9	R/9	ERA	BF/9	BR/9	H/9	BB/9	SO/9	HR/9	ERPT	OBA	BF	BR	IBB	HB	WP	BK
Ford, R.	HH	TCBA	2.2	3.44	2.34	36.9	9.2	6.3	2.6	4.2	.14	48.0	.193	1073	268	8	8	1	0
Reisgl, B.	HH	TCBA	.0	5.70	3.42	41.1	14.1	9.9	4.2	4.9	1.14	1.5	.274	108	37	0	0	0	0
Ames, R.	HH	TCBA	3.6	4.22	3.44	38.7	11.3	7.7	3.0	4.8	.04	13.3	.229	945	275	5	12	10	0
Killilay, J.	HH	TCBA	.0	5.12	3.69	40.6	13.6	9.1	4.3	4.5	.28	1.0	.267	143	48	3	1	0	0
Moore, E.	HH	TCBA	4.6	5.99	4.54	42.1	15.2	9.2	5.5	5.2	.13	-16.5	.269	1253	453	7	13	5	0
Krapp, G.	HH	TCBA	5.9	6.48	5.10	41.5	13.9	9.0	4.5	4.6	.04	-26.6	.256	993	333	10	9	7	4
Hall, S.	HH	TCBA	4.4	8.40	5.50	45.3	17.5	11.5	5.4	4.3	.22	-20.4	.303	609	235	5	7	0	0
Mattern, A.	HH	TCBA	3.7	6.35	5.54	42.3	16.3	11.4	4.5	4.2	.50	-15.4	.307	420	162	0	4	0	0
George, L.	HH	TCBA	.8	8.03	5.82	45.5	17.5	11.8	5.1	3.4	.40	-18.3	.314	453	174	8	5	0	0
Nelson, R.	HH	TCBA	1.3	10.58	8.21	47.8	20.8	14.5	5.7	3.0	.32	-26.8	.365	303	132	3	4	7	0
Burch, A.	HH	TCBA	.0	9.00	9.00	45.0	22.5	18.0	4.5	.0	.00	-1.1	.500	10	5	0	0	0	0
Hereford Highlanders			3.5	5.83	4.39	41.2	13.8	9.2	4.3	4.5	.18	-61.3	.261	6310	2122	49	63	30	4



28 Players	Tm	Lg	AVG	G	AB	R	H	2B	3B	HR	TB	RBI	SO	BB	ASB	SB	CS	SBP	GDP
Fletcher, A.	HH	TCBA	.360	99	286	48	103	23	10	0	146	58	22	31	32	22	10	68.8	3
Cree, B.	HH	TCBA	.339	139	537	101	182	34	15	4	258	55	48	58	74	53	21	71.6	5
McInnis, S.	HH	TCBA	.320	128	469	81	150	25	6	4	199	80	50	41	40	35	5	87.5	7
Engle, C.	HH	TCBA	.290	89	210	25	61	13	0	0	74	25	26	25	11	3	8	27.3	4
Lobert, H.	HH	TCBA	.286	141	538	90	154	27	5	9	218	92	35	52	49	39	10	79.6	4
Welchonce, H.	HH	TCBA	.269	56	104	14	28	10	0	0	38	9	11	8	0	0	0	-	3
Paskert, D.	HH	TCBA	.264	150	565	99	149	19	4	4	188	48	64	73	35	28	7	80.0	5
Krapp, G.	HH	TCBA	.257	38	70	9	18	6	0	0	24	7	16	10	0	0	0	-	2
Lyon, D.	HH	TCBA	.230	149	486	37	112	19	6	3	152	68	88	33	0	0	0	-	17
Evers, J.	HH	TCBA	.226	101	177	18	40	8	3	0	54	17	13	34	6	5	1	83.3	4
Rariden, B.	HH	TCBA	.211	91	275	23	58	6	0	0	64	19	27	23	0	0	0	-	11
Flynn, J.	HH	TCBA	.211	51	76	7	16	0	0	0	16	5	9	11	0	0	0	-	2
Hall, S.	HH	TCBA	.211	46	38	7	8	3	0	0	11	3	11	3	0	0	0	-	0
Johnson, O.	HH	TCBA	.206	113	243	39	50	11	10	3	90	28	39	44	17	14	3	82.4	5
Burch, A.	HH	TCBA	.205	148	430	38	88	6	4	0	102	42	64	32	2	1	1	50.0	13
Moran, P.	HH	TCBA	.198	56	121	6	24	1	0	0	25	8	18	5	0	0	0	-	7
Mattern, A.	HH	TCBA	.190	28	21	1	4	0	0	0	4	0	9	0	0	0	0	-	0
Ford, R.	HH	TCBA	.186	57	70	5	13	1	2	0	18	7	12	2	0	0	0	-	0
Magner, S.	HH	TCBA	.183	86	186	15	34	0	0	0	34	13	29	22	1	1	0	100.0	5
Henry, J.	HH	TCBA	.182	88	159	11	29	3	0	0	32	9	20	14	0	0	0	-	2
George, L.	HH	TCBA	.167	44	18	1	3	0	0	0	3	2	2	0	0	0	0	-	1
Nelson, R.	HH	TCBA	.154	26	13	0	2	1	0	0	3	5	2	0	0	0	0	-	0
Hartsel, T.	HH	TCBA	.149	27	47	2	7	2	0	0	9	4	11	6	0	0	0	-	0
Burns, G.	HH	TCBA	.136	48	66	5	9	0	0	0	9	2	2	5	0	0	0	-	1
Ames, R.	HH	TCBA	.116	42	69	9	8	0	0	0	8	6	17	7	1	1	0	100.0	1
Moore, E.	HH	TCBA	.081	47	86	4	7	0	0	0	7	3	25	5	0	0	0	-	1
Killilay, J.	HH	TCBA	.000	27	2	0	0	0	0	0	0	1	1	0	0	0	0	-	0
Reisgl, B.	HH	TCBA	.000	15	2	0	0	0	0	0	0	0	1	0	0	0	0	-	0
Hereford Highlanders			.253	2130	5364	695	1357	218	65	27	1786	616	672	544	268	202	66	75.4	103



28 Players	Tm	Lg	AVG	OBP	SLG	OPS	ISO	SECA	TA	RCON	RC	RC/G	PA	IBB	HBP	SH	SF
Fletcher, A.	HH	TCBA	.360	.440	.510	.951	.150	.301	1.087	30.5	68.9	9.3	336	1	14	0	5
Cree, B.	HH	TCBA	.339	.402	.480	.883	.142	.309	.971	41.5	108.0	7.6	599	6	1	0	3
McInnis, S.	HH	TCBA	.320	.376	.424	.800	.104	.256	.840	26.9	80.5	6.5	516	8	3	0	3
Engle, C.	HH	TCBA	.290	.363	.352	.715	.062	.157	.634	-.4	26.1	4.3	239	0	0	2	2
Lobert, H.	HH	TCBA	.286	.347	.405	.752	.119	.270	.781	18.8	82.9	5.5	601	1	2	2	7
Welchonce, H.	HH	TCBA	.269	.321	.365	.687	.096	.173	.582	-.1	11.7	4.0	112	1	0	0	0
Paskert, D.	HH	TCBA	.264	.352	.333	.685	.069	.235	.687	6.9	74.7	4.6	652	3	5	6	2
Krapp, G.	HH	TCBA	.257	.350	.343	.693	.086	.229	.630	.6	8.9	4.1	85	0	0	5	0
Lyon, D.	HH	TCBA	.230	.281	.313	.594	.082	.150	.483	-17.1	41.2	2.8	530	0	4	0	7
Evers, J.	HH	TCBA	.226	.349	.305	.654	.079	.294	.655	.7	21.5	4.0	213	0	0	1	1
Rariden, B.	HH	TCBA	.211	.270	.233	.503	.022	.105	.382	-17.9	16.7	1.9	302	0	0	2	2
Flynn, J.	HH	TCBA	.211	.310	.211	.521	.000	.145	.435	-4.0	5.5	2.4	88	0	0	1	0
Hall, S.	HH	TCBA	.211	.286	.289	.575	.079	.158	.500	-1.5	3.6	3.0	45	0	1	3	0
Johnson, O.	HH	TCBA	.206	.330	.370	.700	.165	.391	.746	4.5	33.4	4.4	293	1	2	2	2
Burch, A.	HH	TCBA	.205	.259	.237	.496	.033	.107	.379	-30.5	26.0	1.9	471	0	0	7	2
Moran, P.	HH	TCBA	.198	.228	.207	.435	.008	.050	.288	-11.2	4.7	1.2	128	0	0	1	1
Mattern, A.	HH	TCBA	.190	.190	.190	.381	.000	.000	.235	-2.4	1.1	1.2	27	0	0	6	0
Ford, R.	HH	TCBA	.186	.208	.257	.465	.071	.100	.351	-6.2	4.3	1.8	81	0	0	9	0
Magner, S.	HH	TCBA	.183	.267	.183	.449	.000	.124	.363	-14.8	10.3	1.7	215	1	0	5	2
Henry, J.	HH	TCBA	.182	.244	.201	.446	.019	.107	.348	-13.5	8.7	1.7	178	0	0	1	3
George, L.	HH	TCBA	.167	.167	.167	.333	.000	.000	.188	-2.4	.3	.6	18	0	0	0	0
Nelson, R.	HH	TCBA	.154	.154	.231	.385	.077	.077	.273	-1.5	.5	1.1	13	0	0	0	0
Hartsel, T.	HH	TCBA	.149	.255	.191	.446	.043	.170	.400	-3.8	2.9	1.9	55	0	1	0	1
Burns, G.	HH	TCBA	.136	.205	.136	.342	.000	.076	.259	-8.1	2.4	1.0	77	0	1	4	1
Ames, R.	HH	TCBA	.116	.195	.116	.311	.000	.116	.258	-9.0	2.2	.9	81	0	0	4	1
Moore, E.	HH	TCBA	.081	.130	.081	.212	.000	.058	.150	-14.9	1.5	.4	102	0	0	10	1
Killilay, J.	HH	TCBA	.000	.000	.000	.000	.000	.000	.000	-.5	.0	.0	3	0	0	0	1
Reisgl, B.	HH	TCBA	.000	.000	.000	.000	.000	.000	.000	-.5	.0	.0	2	0	0	0	0
Hereford Highlanders			.253	.323	.333	.656	.080	.207	.614	-29.9	611.1	3.8	6062	22	34	71	47

HOME
STRETCH





• Origins Game 155 Playoff: Buffalo vs Turin

Yahoo/Inbox ☆




• **Martin Fiehl** <mmfiehl@gmail.com>




Mon, Nov 13 at 5:26 PM ☆

To: Aaron Anderson, Bob Braun Gmail, Bob Wood, Craig Shifflett, Dave Norlander and 10 more...

Only 90 minutes to go before the two teams meet to determine the winner of the Seitz Division, breaking the tie on the Race to Round 1 of the Origin Playoffs!
It'll be HOF Chief Bender on the mound for Buffalo, looking for the scalps of Mountaineers!



He will be opposed by yet another HOF, Big Train Walter Johnson!



Clear your schedule tonite, it might be 18 innings before one of the teams can score! (and there's no

**S
E
I
T
Z

D
I
V
I
S
I
O
N**

Clear your schedule tonite, it might be 18 innings before one of the teams can score! (and there's no Ghostie Runner on secondbase at the start of xtra innings!)

With Pre-game stretching out of the way for the Mules,



Ty Cobb is honing his spikes in anticipation of some close calls on the basepaths.....



While Fred Merkle plays with his boner.

On the Turin side of the field.....



Eddie Plank is working on a new exercise he's developing that will later be named after him after he works a few of the bugs out of the process. And Padre Pio can be seen working on a Team Prayer....



.....though I'm not sure how he's going to come up with something that rhymes with "Put one in No No Katon's Ear!"

Should be a good one tonite at 8 am Eastern!
Tickets are going fast!
(I'm saving a seat next to me, just in case my 'baseball date' shows up!)



.....PLAYBALL!



It was truly a game for the ages as Turin and Buffalo decided the Seitz Division at the Mules' home stadium tonight. Both Walter Johnson and Chief Bender threw complete games, which sounds impressive even before I tell you that the game went SIXTEEN innings.

...not only that, but neither team scored until that final inning. Thirty-two half innings of baseball, and 1 skinny little run. These two teams, who had the same record after 154 games, held the exact same score for 15 innings, a pair of goose eggs that seemed to be stuck there forever.

Turin put a runner on 2nd in the first when LaPorte doubled. No dice.

Turin put a runner on 2nd in the third when Walter doubled. No dice.

Buffalo put a runner on 2nd in the fifth when Merkle singled and stole second. But no.

Turin had 1st and 3rd with NO OUT in the eighth, but Bender fanned two guys before getting out of it.

Turin got Wagner to 2nd in the ninth, but stranded him.

Buffalo finally got Cobb on base in the bottom of the ninth and got him to second in front of a walk to Magee, but Johnson got the next two to force extras.

Turin got pinch-runner Ed McDonald to 2nd in the tenth, but Bender got Luderus to end that inning.

Buffalo got a leadoff double from Magee in the bottom of the fifteenth, but Luderus threw him out at 3rd on an Austin bunt, and the threat ended there.

Finally, it was a leadoff double by Luderus in the 16th followed by an intentional walk, a bunt, and another intentional walk. Solly Hofman hit a grounder to third, and Austin could only step on the bag for the out while Luderus scored. That was it. The only run. After Johnson got the first two out in the bottom of the 16th, Bender was finally lifted for pinch-hitter Art Wilson - who doubled, keeping the game alive. ...for TY COBB. Right. Cobb was shown the path to first base on a walk, bringing up Dolly Stark, filling in for injured Amby McConnell. After Johnson made it extra-interesting by throwing a wild pitch, Stark hit a long fly ball to center field ...and Red Murray ran it down, ending the game.

Walter Johnson will be back a week from next Tuesday after facing a tidy 56 batters, while Chief Bender is currently having his arm surgically reattached to his body after facing 63 batters. (I believe that involved leeches in 1911.) -JR

FINISH LINE®

	W	L	PCT	GB	Mg #
TCBA Origins 1911 MLB					
Don Mahley Division					
South Starrucca Ainspans	107	47	.695	-	X
Hyde Park Vitamen	101	53	.656	6.0	-
Long Island Islanders	56	98	.364	51.0	-
Cleveland Spiders	54	100	.351	53.0	-
Stu McCorkindale Division					
Riverrun Twins	98	56	.636	-	X
Bradenton Buckeyes	81	73	.526	17.0	-
Bergen Barflies	52	102	.338	46.0	-
Cleveland Naps	48	106	.312	50.0	-
Bill Kirwin Division					
Mimosa Mirthmakers	106	48	.688	-	X
Pittsburgh Rebels	80	74	.519	26.0	-
Grand Rapids Wolverines	74	80	.481	32.0	-
Waukesha Freeman	58	96	.377	48.0	-
Richard Seitz Division					
Turin Mountaineers	86	69	.555	-	X
Buffalo Mules	85	70	.548	1.0	-
London Tecumsehs	75	79	.487	10.5	-
Hereford Highlanders	72	82	.468	13.5	-

FINAL STANDINGS

1912 TCBA ORIGINS

16 Teams	AVG	OBP	SLG	G	AB	H	2B	3B	HR	R	R/G	SO	BB	LOB	SB	CS	SBP
South Starrucca Ainspans	.308	.376	.426	154	5631	1735	284	122	46	1117	7.3	616	566	1288	144	55	72.4
Mimosa Mirthmakers	.297	.358	.377	154	5578	1657	213	77	27	938	6.1	529	512	1269	136	45	75.1
Hyde Park Vitamen	.285	.357	.383	154	5447	1554	234	73	50	901	5.9	619	600	1248	205	79	72.2
Riverrun Twins	.285	.355	.363	154	5350	1525	229	82	8	880	5.7	589	534	1228	295	70	80.8
Grand Rapids Wolverines	.277	.361	.368	154	5492	1522	259	91	20	915	5.9	612	700	1326	135	42	76.3
Buffalo Mules	.274	.339	.368	155	5507	1507	278	79	27	863	5.6	626	508	1226	151	59	71.9
Long Island Islanders	.264	.331	.350	154	5444	1439	225	77	30	777	5.0	615	502	1255	157	43	78.5
London Tecumsehs	.261	.344	.335	154	5296	1383	224	55	19	760	4.9	583	595	1316	157	51	75.5
Turin Mountaineers	.260	.327	.358	155	5449	1419	261	93	28	770	5.0	635	516	1187	165	67	71.1
Pittsburgh Rebels	.257	.325	.346	154	5412	1390	237	80	28	797	5.2	594	534	1172	183	42	81.3
Bradenton Buckeyes	.255	.323	.330	154	5342	1362	193	62	28	713	4.6	693	482	1166	198	63	75.9
Hereford Highlanders	.253	.323	.333	154	5364	1357	218	65	27	695	4.5	672	544	1211	202	66	75.4
Cleveland Naps	.252	.334	.333	154	5273	1328	190	86	22	726	4.7	634	592	1236	178	58	75.4
Bergen Barflies	.244	.309	.328	154	5231	1274	262	55	24	618	4.0	603	447	1148	107	31	77.5
Waukesha Freeman	.237	.306	.315	154	5348	1268	177	85	23	682	4.4	557	510	1153	146	54	73.0
Cleveland Spiders	.234	.307	.300	154	5174	1211	166	56	21	626	4.1	671	511	1115	142	52	73.2
TCBA Origins 1911 MLB	.266	.336	.351	1233	86338	22931	3650	1238	428	12778	10.4	9848	8653	19544	2701	877	75.5

South Starrucca led the league in average, Onb%, slugging, scoring, hits, doubles and triples. Grand Rapids led in walks. Hyde Park led in home runs. Riverrun led in stolen bases, but Pittsburgh had the best stolen bases %. Mimosa had the fewest struck out and Bergen the fewest thrown out stealing.

16 Teams	ERA	G	CG	SHO	QS	SV	IP	H	R	ER	HR	SO	BB	HB	WP	BK	OBA
Hyde Park Vitamen	3.06	154	50	15	87	25	1388.1	1231	617	472	17	552	455	72	22	0	.234
Mimosa Mirthmakers	3.11	154	56	13	81	22	1388.0	1218	659	480	14	533	518	70	22	1	.232
Riverrun Twins	3.25	154	87	15	78	17	1374.1	1293	650	496	19	608	434	74	25	1	.246
Pittsburgh Rebels	3.37	154	73	10	70	11	1388.1	1340	694	520	20	681	491	55	35	0	.252
Bradenton Buckeyes	3.37	154	56	6	73	32	1384.2	1428	702	519	20	592	496	46	26	1	.265
Turin Mountaineers	3.38	155	32	8	75	23	1408.1	1281	672	529	18	646	542	73	38	1	.240
London Tecumsehs	3.68	154	58	4	74	20	1362.0	1400	737	557	40	636	487	55	31	0	.264
South Starrucca Ainspans	3.72	154	30	4	54	39	1369.1	1420	732	566	26	574	444	58	18	0	.263
Buffalo Mules	3.80	155	87	12	72	3	1398.0	1366	734	591	41	743	563	60	40	1	.257
Waukesha Freeman	4.10	154	60	5	54	6	1377.0	1475	861	628	32	491	555	79	43	2	.272
Hereford Highlanders	4.39	154	38	3	60	21	1379.0	1404	894	672	28	686	704	63	30	4	.261
Bergen Barflies	4.53	154	50	11	54	11	1356.1	1426	917	683	28	681	635	67	35	3	.265
Cleveland Spiders	4.64	154	84	6	60	5	1354.1	1518	888	698	27	679	593	84	14	4	.280
Grand Rapids Wolverines	4.78	154	55	6	54	11	1385.0	1667	891	735	19	578	558	45	25	4	.297
Cleveland Naps	5.29	154	75	7	45	4	1348.1	1760	1076	792	43	565	523	46	33	3	.309
Long Island Islanders	5.39	154	42	7	40	11	1353.1	1704	1054	811	36	603	655	67	35	0	.304
TCBA Origins 1911 MLB	3.99	1233	933	132	1031	261	22014.2	22931	12778	9749	428	9848	8653	1014	472	25	.265

Hyde Park led the league in ERA and quality starts while tying Riverrun (who issued the fewest walks) in shutouts. Mimosa had the lowest OBA and allowed the fewest home runs. The Cleveland Spiders threw the fewest wild pitches. The Sajdak teams were at opposite ends of Hit Batters – Waukesha hit the most and Grand Rapids the fewest. Buffalo had the most strikeouts. South Starrucca had the most saves. Turin pitched the most innings.

16 Teams	FLD	G	PO	A	E	DP	TP	PB	OSB	OCS	OSBP	OSBA	DER	UER	UERP
Buffalo Mules	.971	155	4194	1914	185	136	0	18	169	64	72.5	1.088	.687	143	19.5
Grand Rapids Wolverines	.967	154	4155	1977	210	124	0	26	188	55	77.4	1.222	.651	156	17.5
South Starrucca Ainspans	.966	154	4108	1936	213	108	0	17	143	43	76.9	.940	.684	166	22.7
Hyde Park Vitamen	.965	154	4165	1839	220	115	0	13	101	50	66.9	.655	.714	145	23.5
Bradenton Buckeyes	.964	154	4154	1971	231	109	0	10	125	50	71.4	.812	.681	183	26.1
Pittsburgh Rebels	.964	154	4165	1973	232	122	0	22	187	55	77.3	1.212	.687	174	25.1
Mimosa Mirthmakers	.962	154	4164	1906	237	106	0	25	147	56	72.4	.953	.715	179	27.2
Riverrun Twins	.962	154	4123	1858	236	118	0	15	146	57	71.9	.956	.695	154	23.7
Cleveland Spiders	.962	154	4063	1756	232	109	0	15	163	49	76.9	1.083	.657	190	21.4
Turin Mountaineers	.962	155	4225	1853	243	105	0	14	159	62	71.9	1.016	.702	143	21.3
Waukesha Freeman	.960	154	4131	2016	256	121	0	19	148	61	70.8	.967	.678	233	27.1
Long Island Islanders	.960	154	4060	1863	250	136	0	21	251	41	86.0	1.669	.637	243	23.1
London Tecumsehs	.958	154	4086	1798	258	120	0	24	150	76	66.4	.991	.676	180	24.4
Hereford Highlanders	.958	154	4137	1790	263	107	1	26	196	70	73.7	1.279	.674	222	24.8
Cleveland Naps	.954	154	4045	1866	288	120	0	23	241	32	88.3	1.609	.632	284	26.4
Bergen Barflies	.950	154	4069	1857	309	97	0	11	187	56	77.0	1.241	.664	234	25.5
TCBA Origins 1911 MLB	.961	1233	66044	30173	3863	1853	1	299	2701	877	75.5	1.104	.677	3029	23.7

Buffalo led in fielding, and tied with Turin for the fewest unearned runs. London threw out the most base stealers. Buffalo tied with Long Island for most double plays while Hereford pulled the only triple play of the season. Bradenton had the fewest passed balls. Waukesha had the most assists while the Turin had the most put outs. Hyde Park allowed the fewest stolen bases.

	SO	HP	LI	CS	RT	BR	BE	CL	MI	PR	GW	WA	TU	BU	LT	HH
TCBA Origins 1911 MLB																
Don Mahley Division																
South Starrucca Ainspans		9- 9	13- 5	15- 3	5- 3	6- 2	7- 1	7- 1	5- 3	3- 5	7- 1	5- 3	5- 4	6- 3	8- 1	6- 3
Hyde Park Vitamen	9- 9		13- 5	12- 6	4- 4	6- 2	6- 2	7- 1	5- 3	3- 5	6- 2	7- 1	6- 3	4- 5	8- 1	5- 4
Long Island Islanders	5-13	5-13		9- 9	1- 7	2- 6	3- 5	4- 4	4- 4	3- 5	3- 5	2- 6	4- 5	4- 5	4- 5	3- 6
Cleveland Spiders	3-15	6-12	9- 9		1- 7	2- 6	3- 5	6- 2	3- 5	5- 3	1- 7	4- 4	2- 7	4- 5	1- 8	4- 5
Stu McCorkindale Division																
Riverrun Twins	3- 5	4- 4	7- 1	7- 1		12- 6	15- 3	15- 3	3- 6	2- 7	6- 3	6- 3	3- 5	5- 3	5- 3	5- 3
Bradenton Buckeyes	2- 6	2- 6	6- 2	6- 2	6-12		13- 5	12- 6	2- 7	6- 3	3- 6	6- 3	3- 5	4- 4	5- 3	5- 3
Bergen Barflies	1- 7	2- 6	5- 3	5- 3	3-15	5-13		9- 9	2- 7	2- 7	2- 7	4- 5	3- 5	2- 6	5- 3	2- 6
Cleveland Naps	1- 7	1- 7	4- 4	2- 6	3-15	6-12	9- 9		0- 9	3- 6	2- 7	6- 3	4- 4	1- 7	3- 5	3- 5
Bill Kirwin Division																
Mimosa Mirthmakers	3- 5	3- 5	4- 4	5- 3	6- 3	7- 2	7- 2	9- 0		12- 6	14- 4	15- 3	4- 4	5- 3	6- 2	6- 2
Pittsburgh Rebels	5- 3	5- 3	5- 3	3- 5	7- 2	3- 6	7- 2	6- 3	6-12		10- 8	9- 9	4- 4	4- 4	2- 6	4- 4
Grand Rapids Wolverines	1- 7	2- 6	5- 3	7- 1	3- 6	6- 3	7- 2	7- 2	4-14	8-10		13- 5	2- 6	2- 6	4- 4	3- 5
Waukesha Freeman	3- 5	1- 7	6- 2	4- 4	3- 6	3- 6	5- 4	3- 6	3-15	9- 9	5-13		5- 3	2- 6	2- 6	4- 4
Richard Seitz Division																
Turin Mountaineers	4- 5	3- 6	5- 4	7- 2	5- 3	5- 3	5- 3	4- 4	4- 4	4- 4	6- 2	3- 5		9-10	10- 8	12- 6
Buffalo Mules	3- 6	5- 4	5- 4	5- 4	3- 5	4- 4	6- 2	7- 1	3- 5	4- 4	6- 2	6- 2	10- 9		9- 9	9- 9
London Tecumsehs	1- 8	1- 8	5- 4	8- 1	3- 5	3- 5	3- 5	5- 3	2- 6	6- 2	4- 4	6- 2	8-10	9- 9		11- 7
Hereford Highlanders	3- 6	4- 5	6- 3	5- 4	3- 5	3- 5	6- 2	5- 3	2- 6	4- 4	5- 3	4- 4	6-12	9- 9	7-11	

Mimosa swept all nine games against the Cleveland Naps this season, our only “shutout” Division champions South Starrucca (over the Cleveland Spiders), Riverrun (over the Bergen Barflies) and Mimosa (over Waukesha) all went 15-3 against their division’s cellar dwellers.

Batting	AVG	OBP	SLG	G	AB	H	2B	3B	HR	R	R/G	SO	BB	LOB	SB	CS	SBP
TCBA Origins 1911 MLB	.266	.336	.351	1233	86338	22931	3650	1238	428	12778	10.4	9848	8653	19544	2701	877	75.5
Pitching	ERA	G	CG	SHO	QS	SV	IP	H	R	ER	HR	SO	BB	HB	WP	BK	OBA
TCBA Origins 1911 MLB	3.99	1233	933	132	1031	261	22014.2	22931	12778	9749	428	9848	8653	1014	472	25	.265
Fielding	FLD	G	PO	A	E	DP	TP	PB	OSB	OCS	OSBP	OSBA	DER	UER	UERP		
TCBA Origins 1911 MLB	.961	1233	66044	30173	3863	1853	1	299	2701	877	75.5	1.104	.677	3029	23.7		

COMPARISONS

1911 MLB	ORIGINS	
.266/.336/.357	.266/.336/.351	Outstanding!
32	HR/Team	27
213	SB/Team	169
9.02	rpg	10.4
3.36	ERA	3.99
490	BB/Team	541
617	K/Team	616
.956	Fielding	.961
103	DP/Team	116
		Amazing!





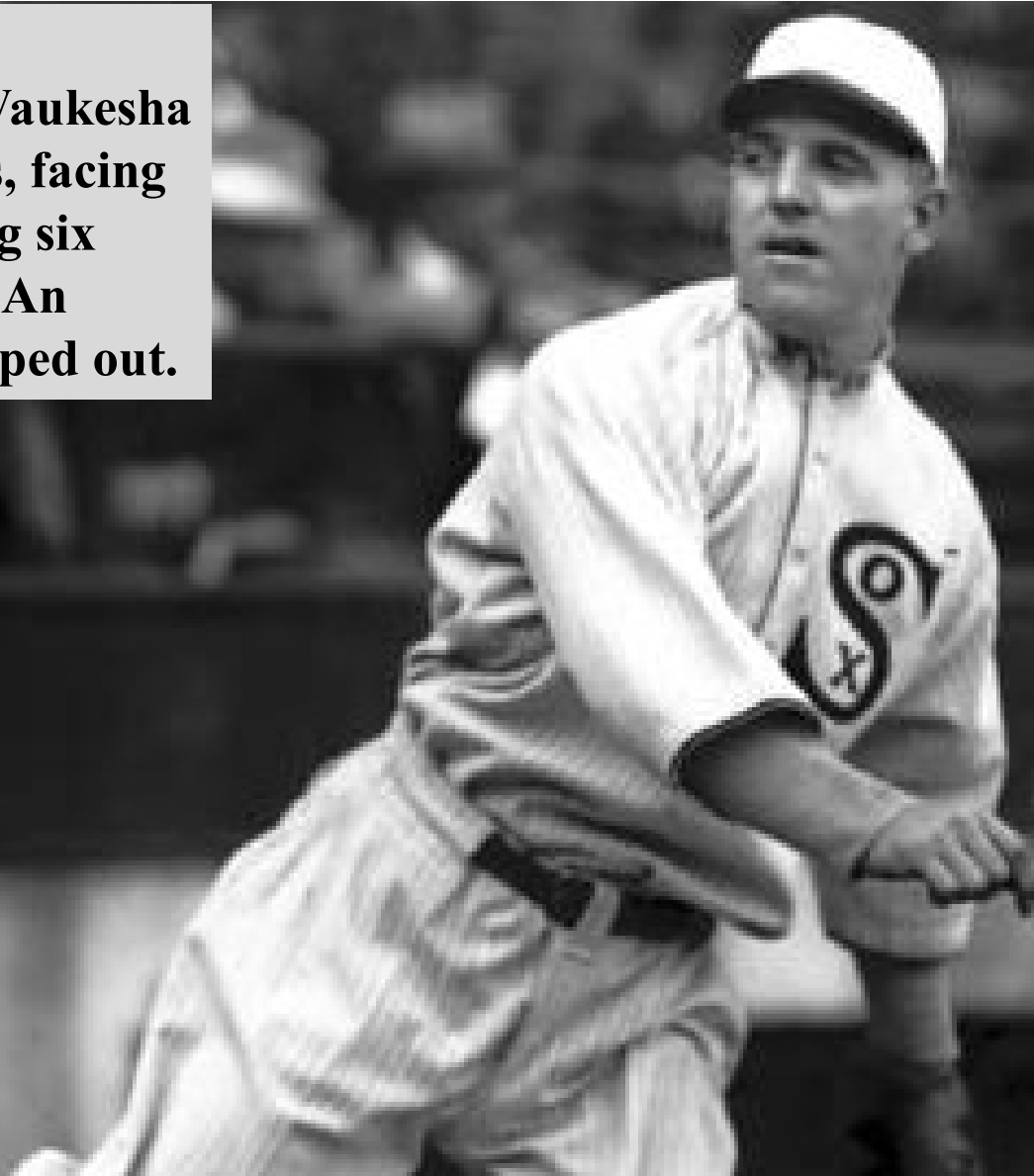
**NO
HIT
ZONE**

May 10

**George Chalmers No-Hits
Riverrun, 4-0 for Bergen,
facing 30 hitters, walking 3
with 6 strikeouts. Two errors
don't deter him.**



July 24
Ed Cicotte No-Hits Waukesha
7-0 for Grand Rapids, facing
32 hitters and walking six
with four strikeouts. An
error free defense helped out.



A close-up, slightly angled shot of a black vinyl record. The record is positioned horizontally, with its center hole visible at the top. The surface of the record shows some wear and dust. Overlaid on the lower half of the record is the text "ONE-HIT WONDERS" in a bold, yellow, sans-serif font. The text has a thick black outline and a slight drop shadow, making it stand out against the dark background of the record. The background behind the record is a solid, bright blue color.

ONE-HIT WONDERS

We had 12 one-hit complete games thrown this season, in addition to the two no-hitters. We also had three other combined 1-hitters. With two exceptions, all were thrown in winning efforts.

So Close



April 16
Slim Sallee walks two and
yields only a double to Ty
Cobb as Hyde Park wins
3-0 in Buffalo.



April 26
George Mullin walks 4
hitters and sees 1 error
mar his 1-hitter – a single
by Wally Smith, who drew
three of the 4 bases on
balls. Waukesha won 3-0
in Bergen as a result of
George's shutout.



April 26
Christy Mathewson 1-hits
Pittsburgh, 8-0 for the
Cleveland Naps. A Tris
Speaker double and a
base on balls supply the
only runners to reach
today.






May 12
Walter Johnson allows
only a 1st inning RBI single
to Clyde Engle as Turin
wins 4-1 in Hereford. The
Big Train walks 3 hitters.



ENGLE, N. Y. AMER.

May 14
Doc Crandall and South
Starrucca shutout the
Rebels, 7-0 in Pittsburgh.
Doc walks one, one reaches
on an error, and Chief
Meyers doubles to mar an
otherwise perfect outing.



June 9
Turin wins 3-0 in
Waukesha, thanks to a
1-hit Walter Johnson
shutout, his 2nd of the
season. Two errors
and a Ping Bodie single
are the only blemishes
today.



June 14
Cy Morgan walks 7 hitters
but allows only one hit, a
double by Al Bridwell, to
lead the Spiders to a 5-0
win over the Naps in the
battle of Clevelands.



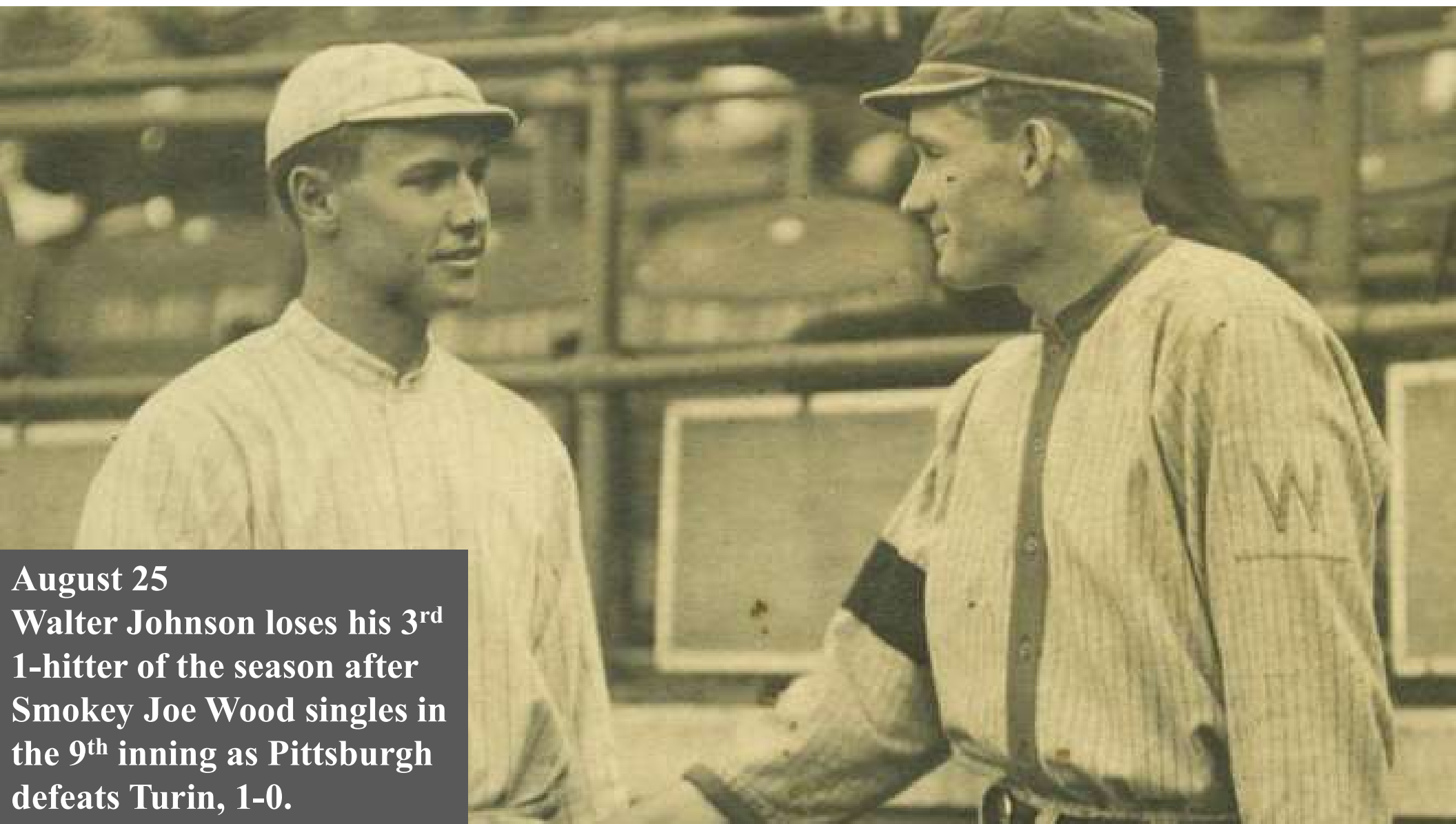
June 30
George Mullin tosses his 2nd
1-hitter of the year but
Waukesha loses, 1-0 as Babe
Adams tossed a 3-hitter for
the Twins and Bert Daniels
singles for Riverrun.



August 19
King Cole cruises to a 14-0
win as Hyde Park
triumphs in Waukesha.
Cole walked 2 men and
allowed only one hit, a
single by Charlie Mullen.

Charlie Mullen





August 25
Walter Johnson loses his 3rd
1-hitter of the season after
Smokey Joe Wood singles in
the 9th inning as Pittsburgh
defeats Turin, 1-0.

September 4
Christy Mathewson tosses
his second 1-hitter to lead
the Naps to a 6-0 win over
the Spiders in the battle of
Cleveland. A double by
Donie Bush, two walks, an
error and a hit batsmen all
put runners on base.

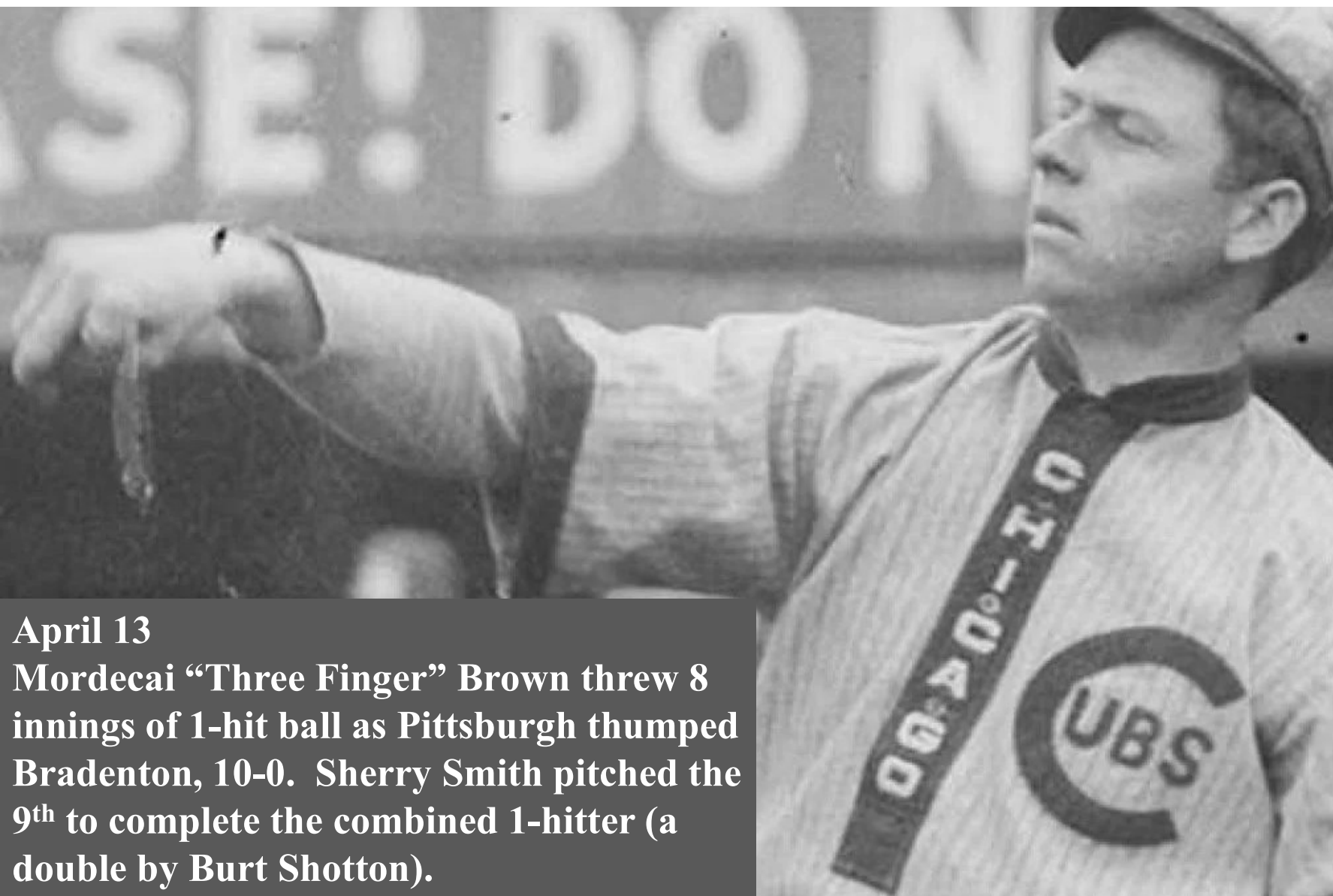




September 19
A 9th inning pinch hit
single by Marty
Berghammer and a base
on balls are the only
blemishes today, as Vean
Gregg 1-hits Waukesha,
8-0 for Mimosa.




**COMBINED
EFFORT**



April 13
Mordecai “Three Finger” Brown threw 8
innings of 1-hit ball as Pittsburgh thumped
Bradenton, 10-0. Sherry Smith pitched the
9th to complete the combined 1-hitter (a
double by Burt Shotton).




SHERROD SMITH
P.-Brooklyn National




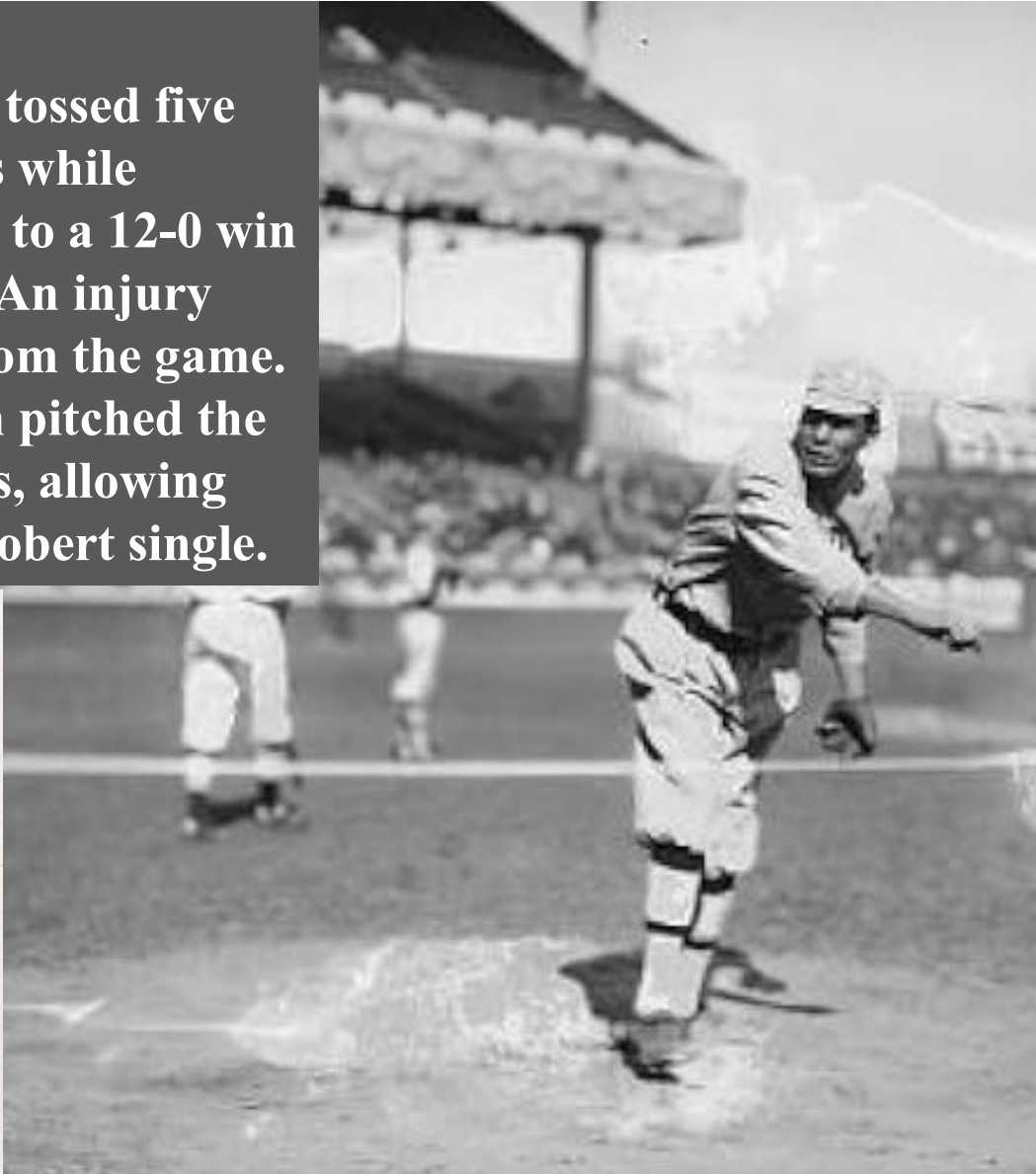
BURT SHOTTON
C. F.—St. Louis Browns
165

May 18
Ed Walsh threw 7
innings of no-hit ball,
walking two, before
leaving with an injury.
Hi West finished,
allowing a single to
Charlie O'Leary as the
Cleveland Spiders won
3-0 in Mimosa



June 18

Chief Bender tossed five no-hit innings while Buffalo raced to a 12-0 win in Hereford. An injury forced him from the game. Buster Brown pitched the final 4 innings, allowing just a Hans Lobert single.



Lobert, 3b. New York Nat'l.



Five times this season a pitcher struck out a dozen batters or more in one game.

K

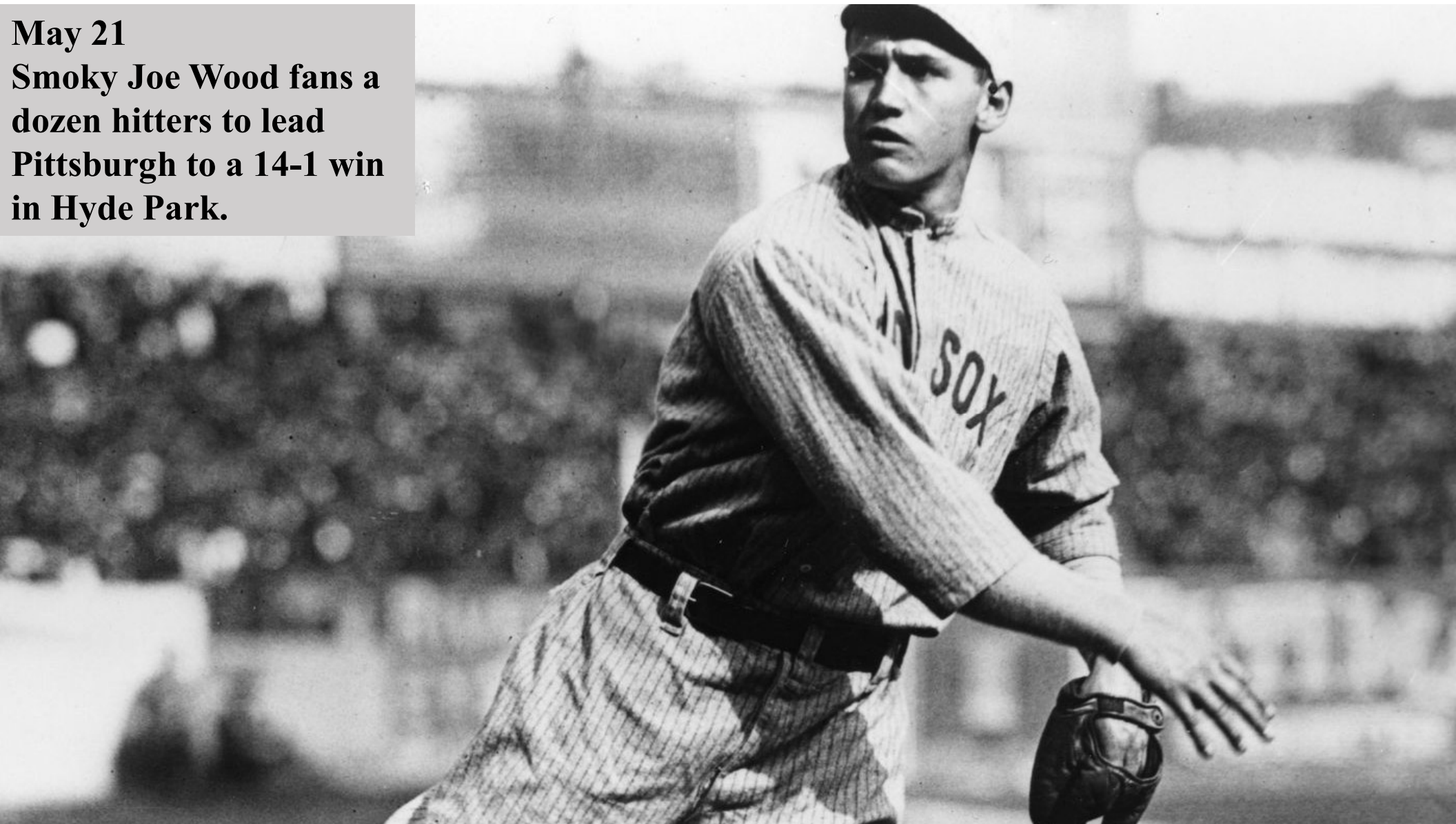





May 9 – Rube Marquard strikes out a season best 13 batters for Buffalo, but drops a 1-0 decision in London



May 21
Smoky Joe Wood fans a
dozen hitters to lead
Pittsburgh to a 14-1 win
in Hyde Park.

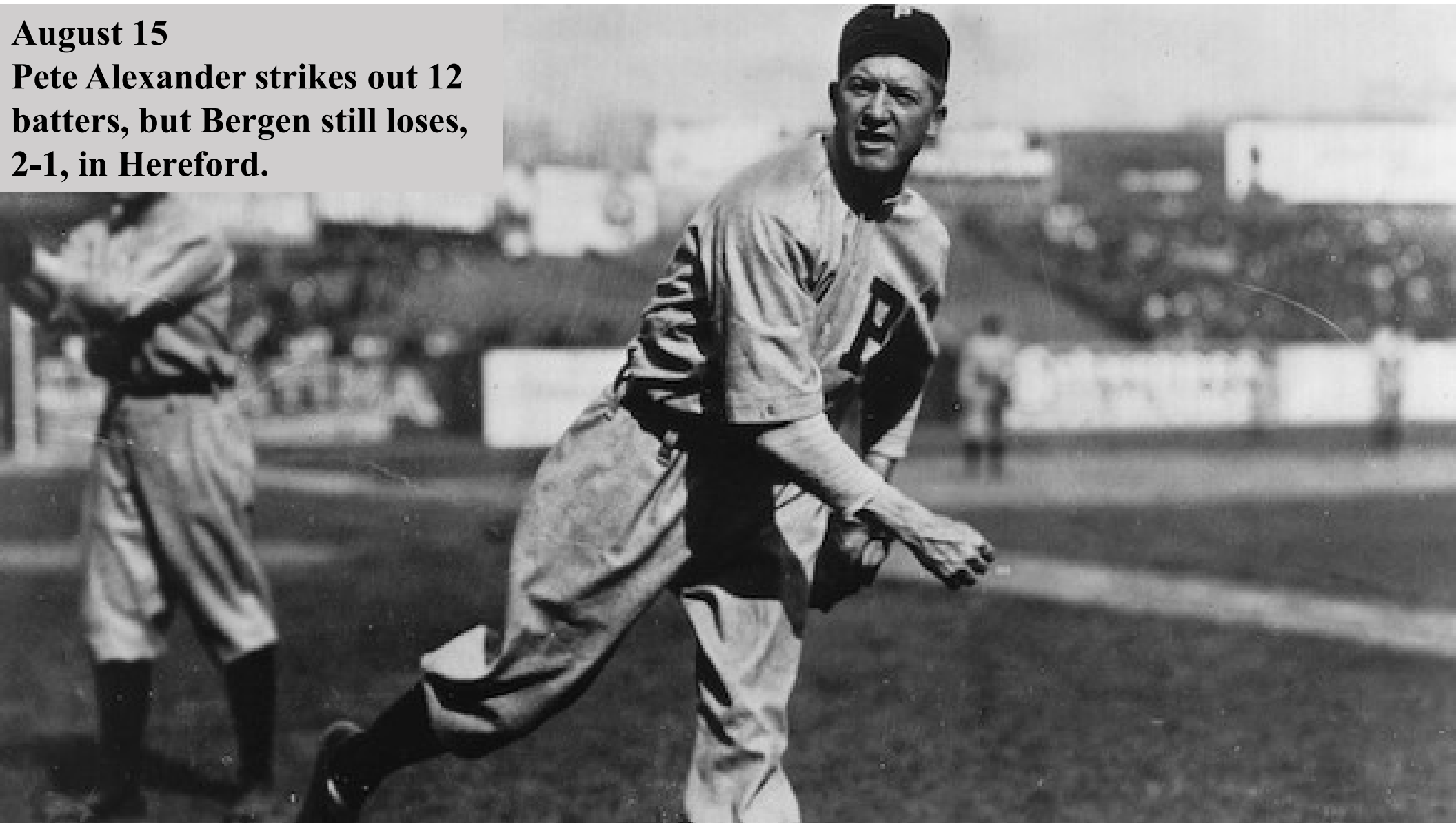




May 27
Rube Marquard
fans a dozen hitters
as Buffalo edges the
Cleveland Naps, 2-1.

August 15

**Pete Alexander strikes out 12
batters, but Bergen still loses,
2-1, in Hereford.**



September 3
Nap Rucker's dozen
strikeouts help
London defeat
Grand Rapids, 12-3.





One hundred seven (107) games were settled in extra innings this season.

10 innings – 58

11 innings – 22

12 innings – 13

13 innings - 6

14 innings - 4

15 innings - 1

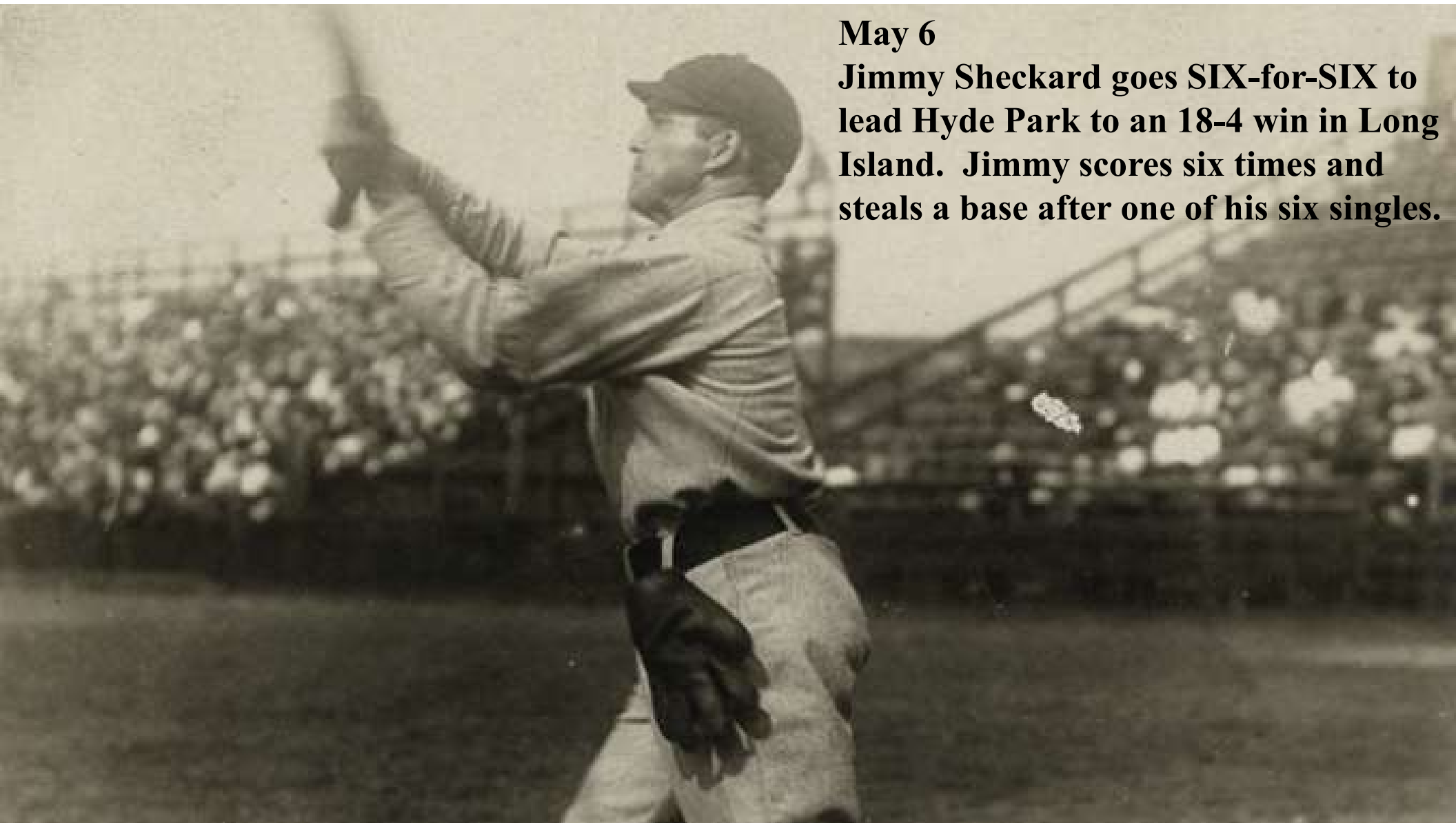
16 innings - 2



Our longest game was on May 2, when Mimosa won 5-4 in Pittsburgh in 18 innings. Mimosa came from behind to force extra innings with a pair of 9th inning runs. The Mirthmakers took the lead in the 10th, only to see Pittsburgh score to tie in the home half. An unearned run in the 18th inning determined the outcome. Art Fromme suffered the loss in his 8th inning for relief for the Rebels.



SUPER SIX



May 6

Jimmy Sheckard goes SIX-for-SIX to lead Hyde Park to an 18-4 win in Long Island. Jimmy scores six times and steals a base after one of his six singles.



June 6

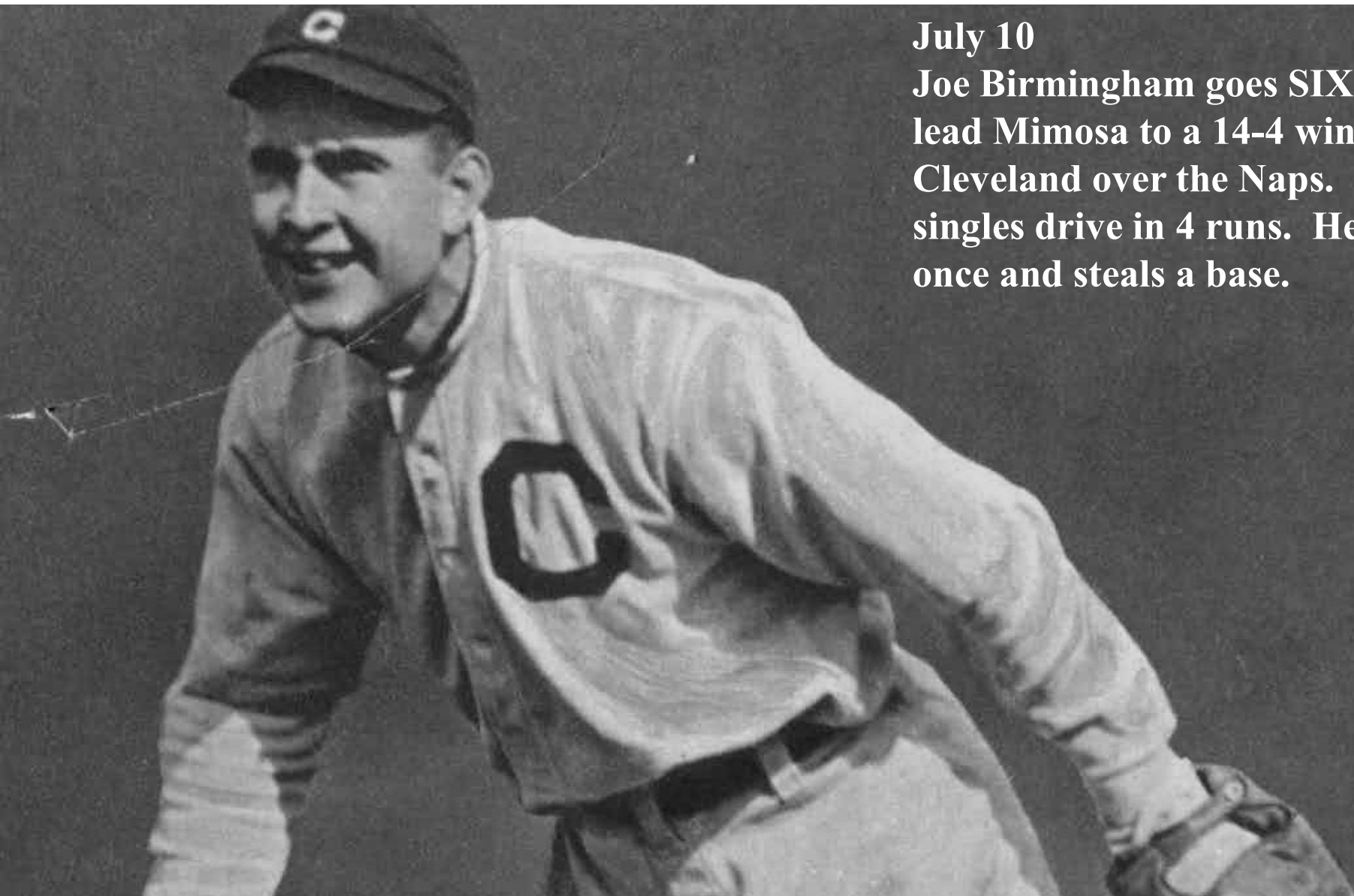
Doc Miller goes SIX-for-SIX to lead Mimosa to a 15-3 win in Buffalo. Doc has 2 doubles and a homer with 3 runs and 5 RBI to go with his three singles.

June 10

**Dick Hoblitzel goes 6-for-7 (all singles)
as Mimosa thumps Hereford 28-5.**

Dick has 2 RBI and scores 4 runs



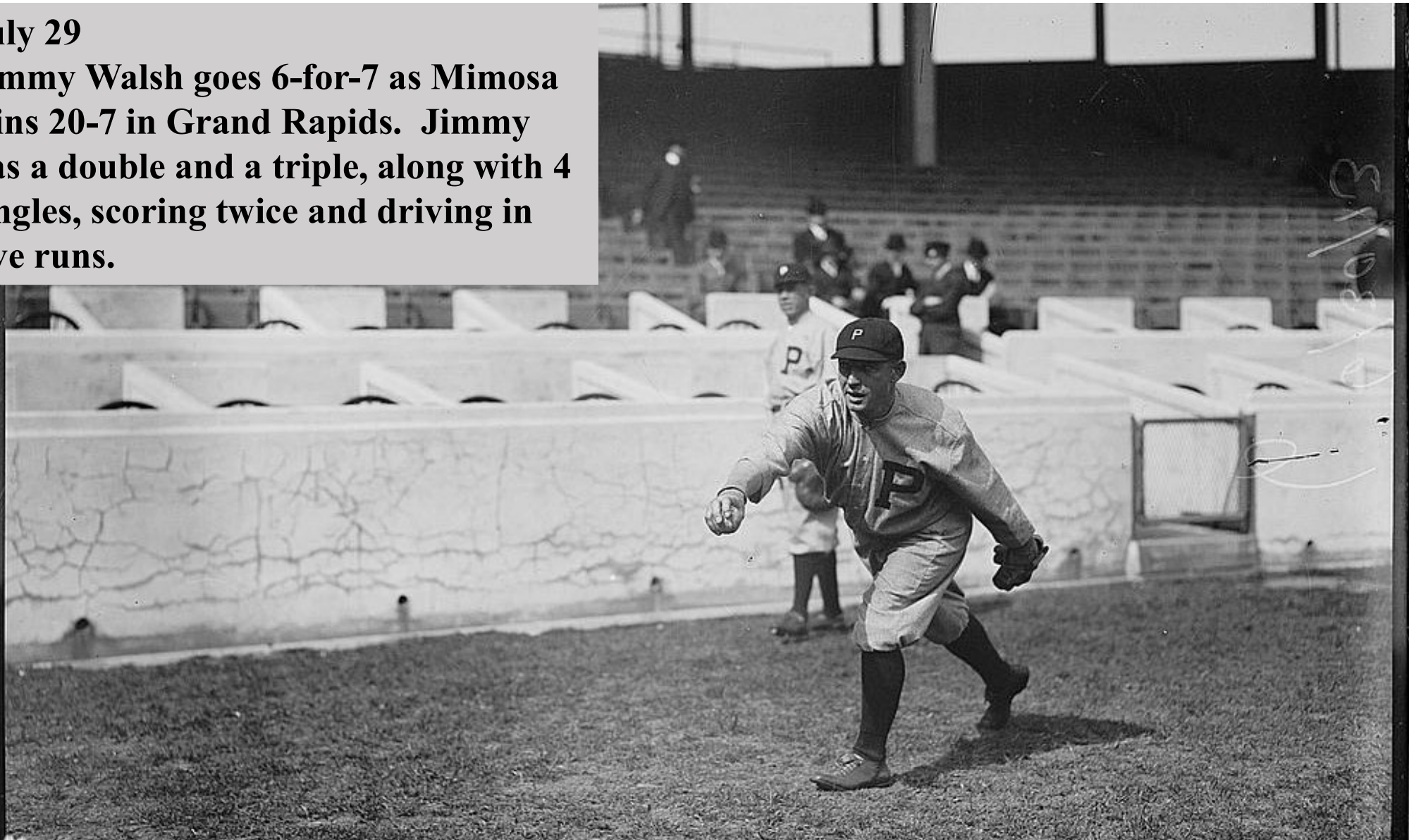


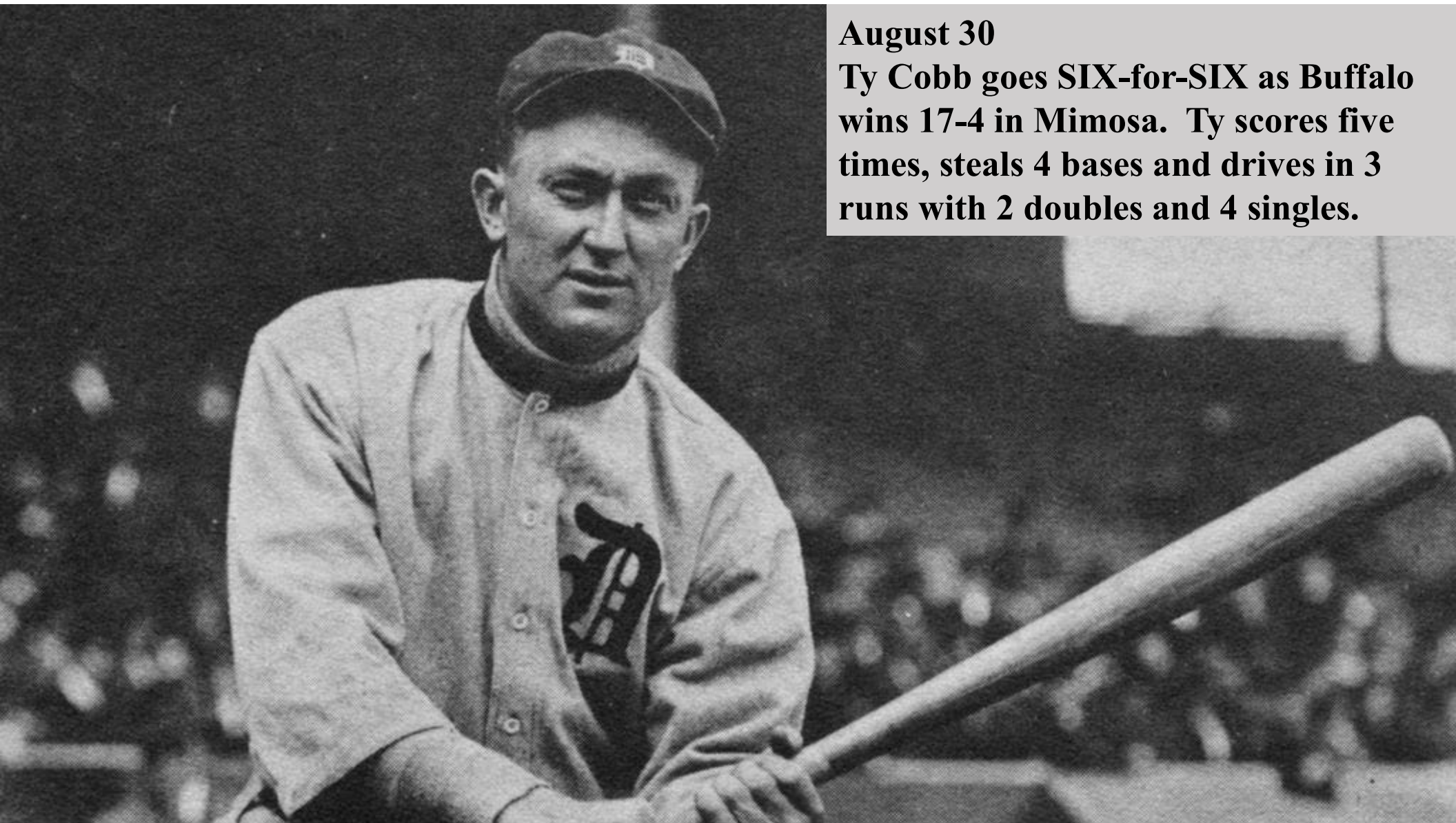
July 10

Joe Birmingham goes SIX-for-SIX to lead Mimosa to a 14-4 win in Cleveland over the Naps. Joe's six singles drive in 4 runs. He also scores once and steals a base.

July 29

Jimmy Walsh goes 6-for-7 as Mimosa wins 20-7 in Grand Rapids. Jimmy has a double and a triple, along with 4 singles, scoring twice and driving in five runs.





August 30

Ty Cobb goes SIX-for-SIX as Buffalo wins 17-4 in Mimosa. Ty scores five times, steals 4 bases and drives in 3 runs with 2 doubles and 4 singles.

**Fifty-two other times a
hitter had FIVE hits in
one game this season**

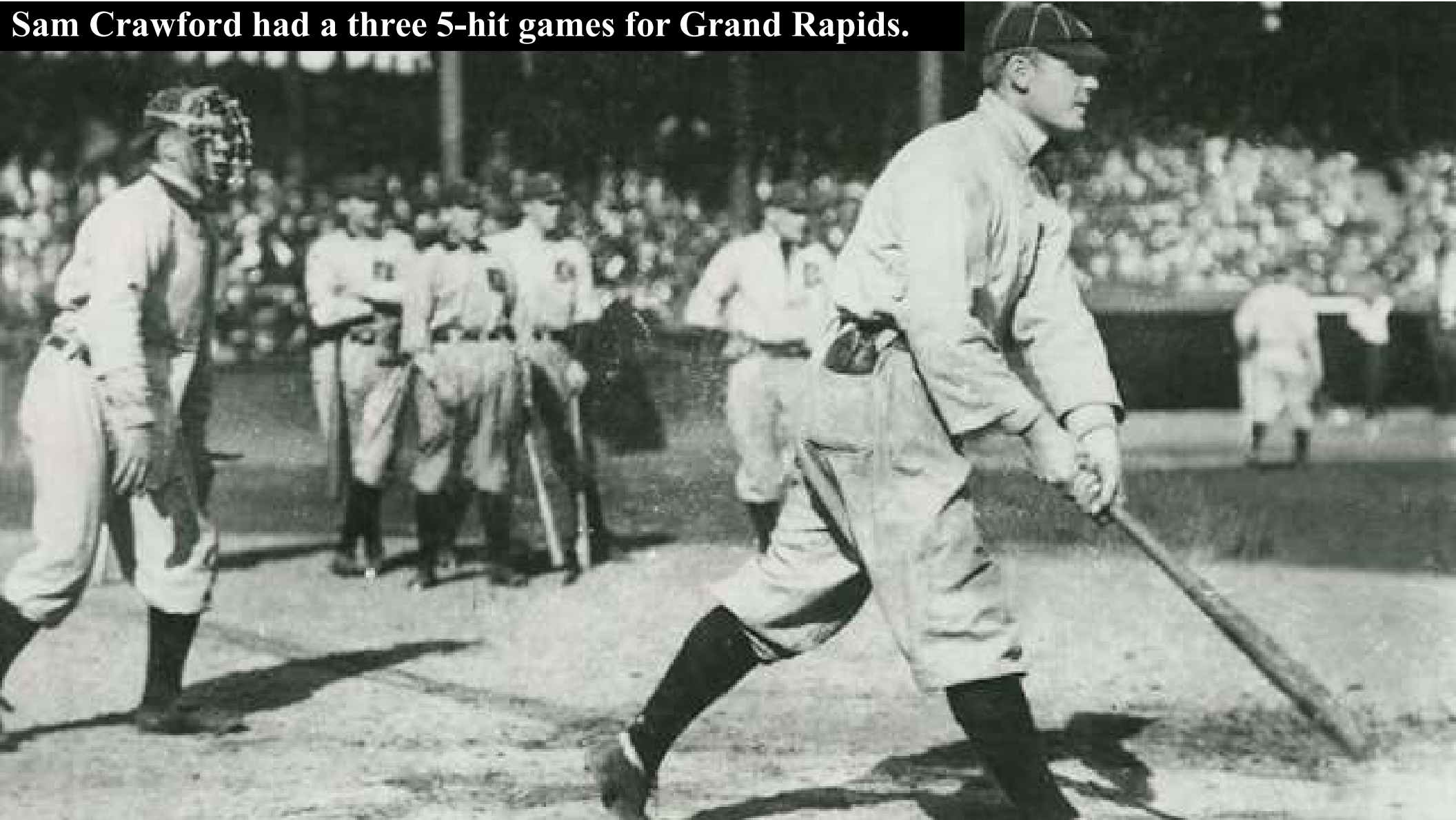


THREE OF
A KIND

**Grand Rapids' Clyde Milan had
three games with five hits apiece.**



Sam Crawford had a three 5-hit games for Grand Rapids.



**In addition to his six-hit game,
Doc Miller had three 5-hit
afternoons for Mimosa.**



Danny Murphy delivered five hits in three separate games for Pittsburgh this season.



**PAIR 'EM
UP**

Johnny Bates had a pair of 5-hit games for Grand Rapids.



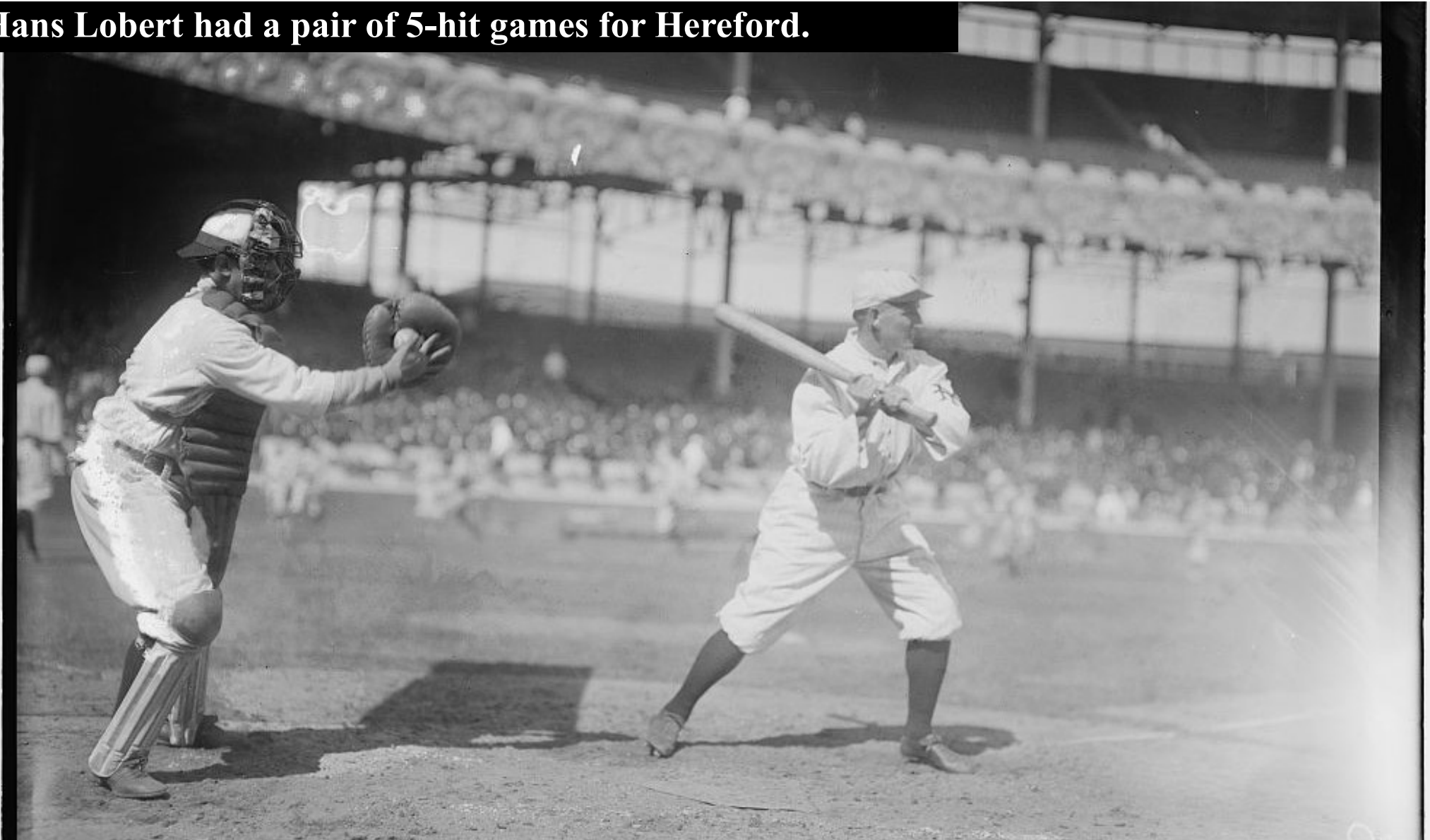
Frank LaPorte had a pair of 5-hit games for Turin.




Marty McIntyre had a pair of 5-hit games for Mimosa.



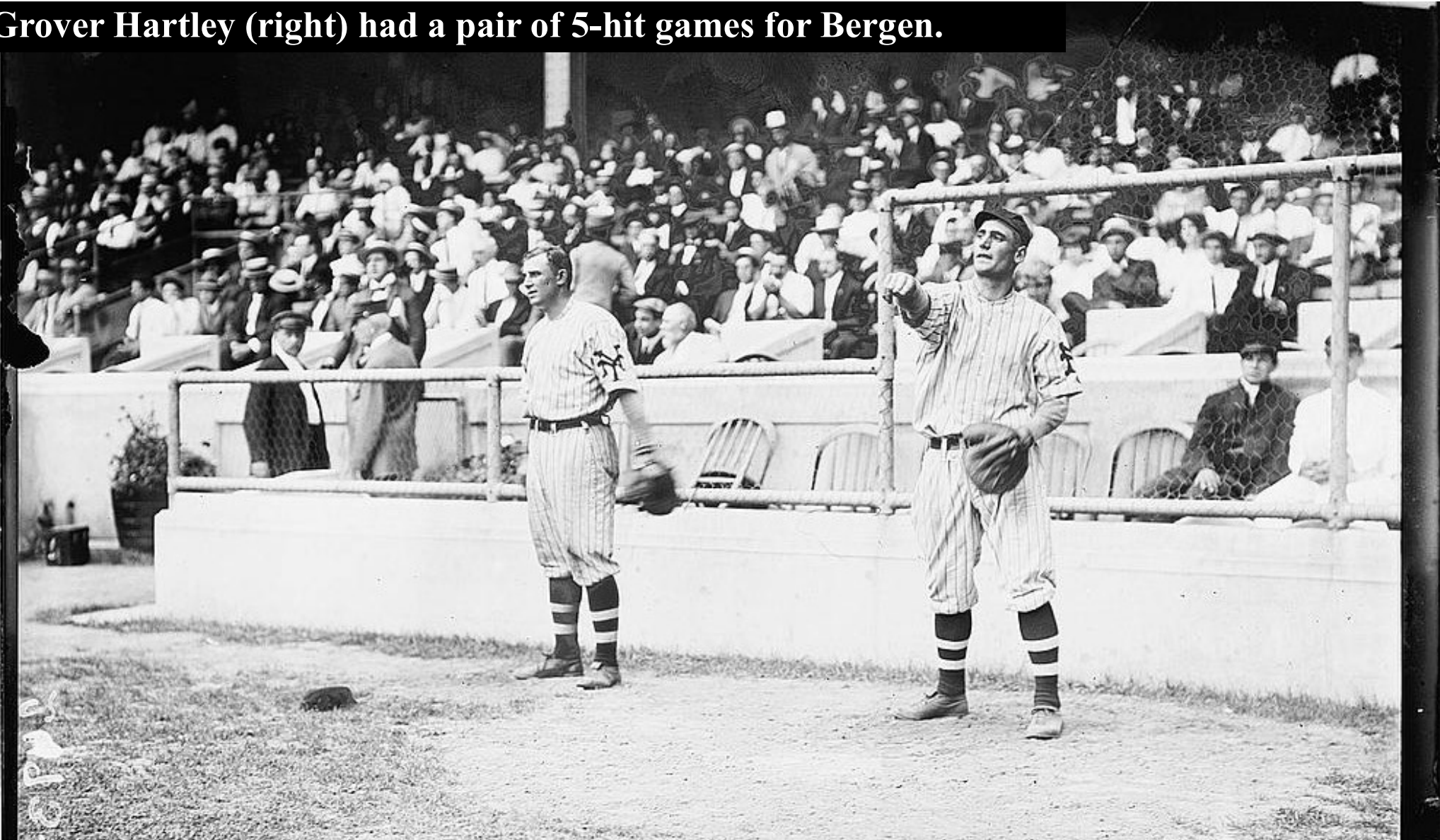
Hans Lobert had a pair of 5-hit games for Hereford.



**Josh DeVore had a
pair of 5-hit games
for South Starrucca.**



Grover Hartley (right) had a pair of 5-hit games for Bergen.



Twenty-eight other players had a five-hit ballgame. Here is the team-by-team list

Bradenton – Rebel Oakes and Heinie Zimmerma

Buffalo – Gus Fisher, Sherry Magee and Syd Smith

Cleveland Naps – Bob Bescher and Eddie Collins

Cleveland Spiders – Bill Carrigan, Dots Miller and Terry Turner

Grand Rapids – Roger Bresnahan and Fred Snodgrass

Hereford – Birdie Cree and Dode Paskert

Hyde Park – Hal Chase and Harry Lord

London – Joe Jackson

Long Island – Bill Sweeney

Pittsburgh – Bruno Block and Bobby Byrne

Riverrun – Bert Daniels and Jack Lelivelt

South Starrucca – Homerun Baker, Jim Delahanty and Harry Wolter

Turin – Fred Luderus

Waukesha – Ping Bodie and Mike Mowrey

Bergen only had Grover Hartley do it twice. Mimosa had four 6-hit days and multiple 5-hit games by Dots Miller and Marty McIntyre.

Long Ball



MERKEL SCORES HOME RUN 10110113

FRED
MERKLE

August 7
Fred Merkle hit an Origins record
THREE home runs to lead
Buffalo to a 13-2 win over Turin.




EXTRA BASES



July 7

**Clyde Milan has 4 doubles,
with a single and steals a
base, but Riverrun drops a
shootout in Mimosa,
13-12.**



September 19

Jim Doyle has 2 doubles, a triple and home run to lead the Cleveland Naps to a 9-7 win in Bradenton.



one
two
three
four

DOUBLE
DOUBLE
Triple
HOMER



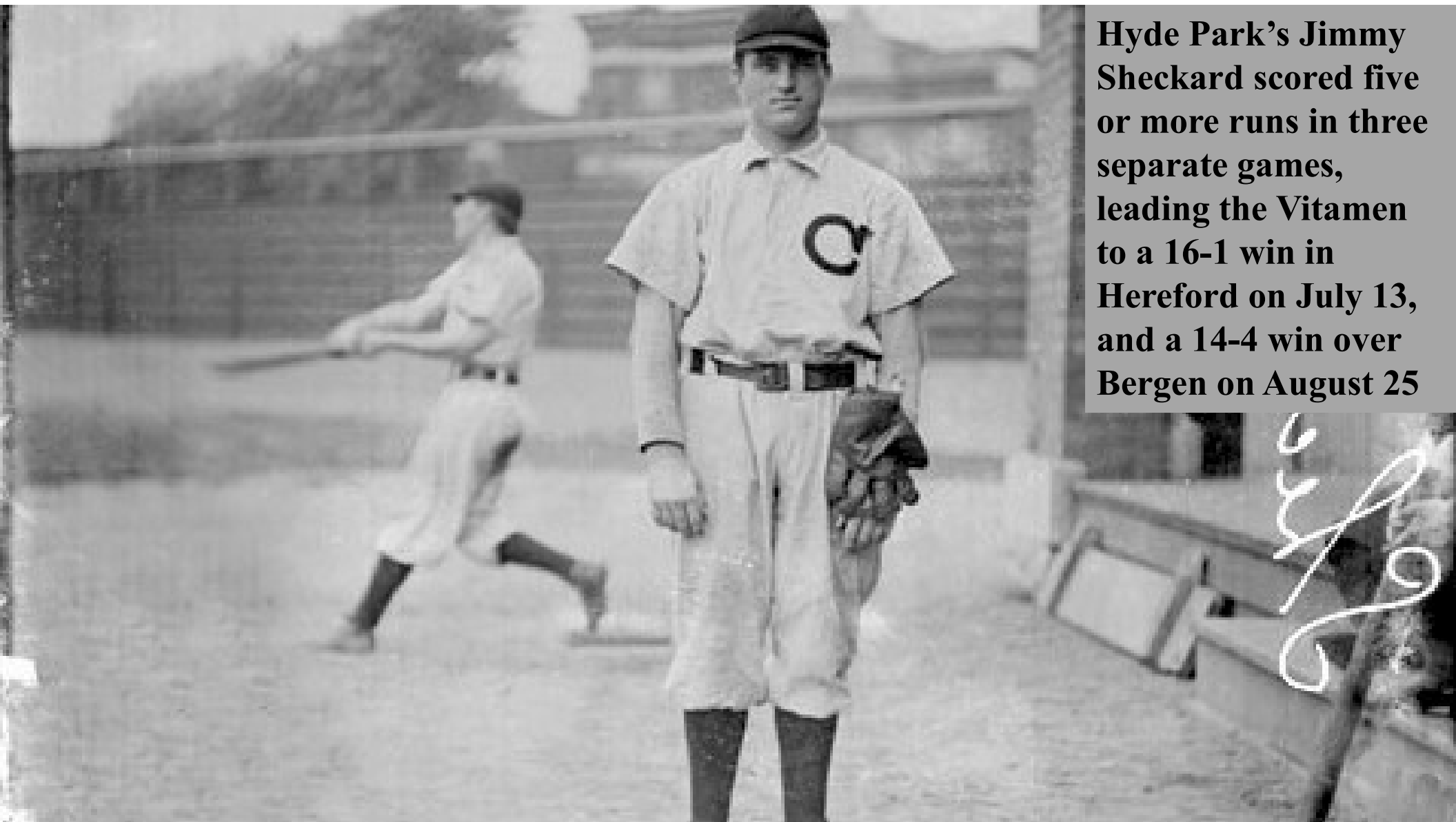
Individual Players scored 4 or more runs in 64 separate games this year
In ten of those games, a player scored five or more runs, including the May 25 game in Bergen when three Highlanders (Al Burch, Otis Johnson and **Player-Manager DOC LYON scored five runs apiece in the 30-7 Highland assault).**

Other players to score five runs in a game
Included

Clyde Milan, May 3 for Riverrun
Steve Evans, May 9 for South Starrucca
Bert Daniels, June 6 for Riverrun
Eddie Collins, August 25 for Cleveland Naps
Josh Devore, August 29 for South Starrucca
Ty Cobb, August 30 for Buffalo

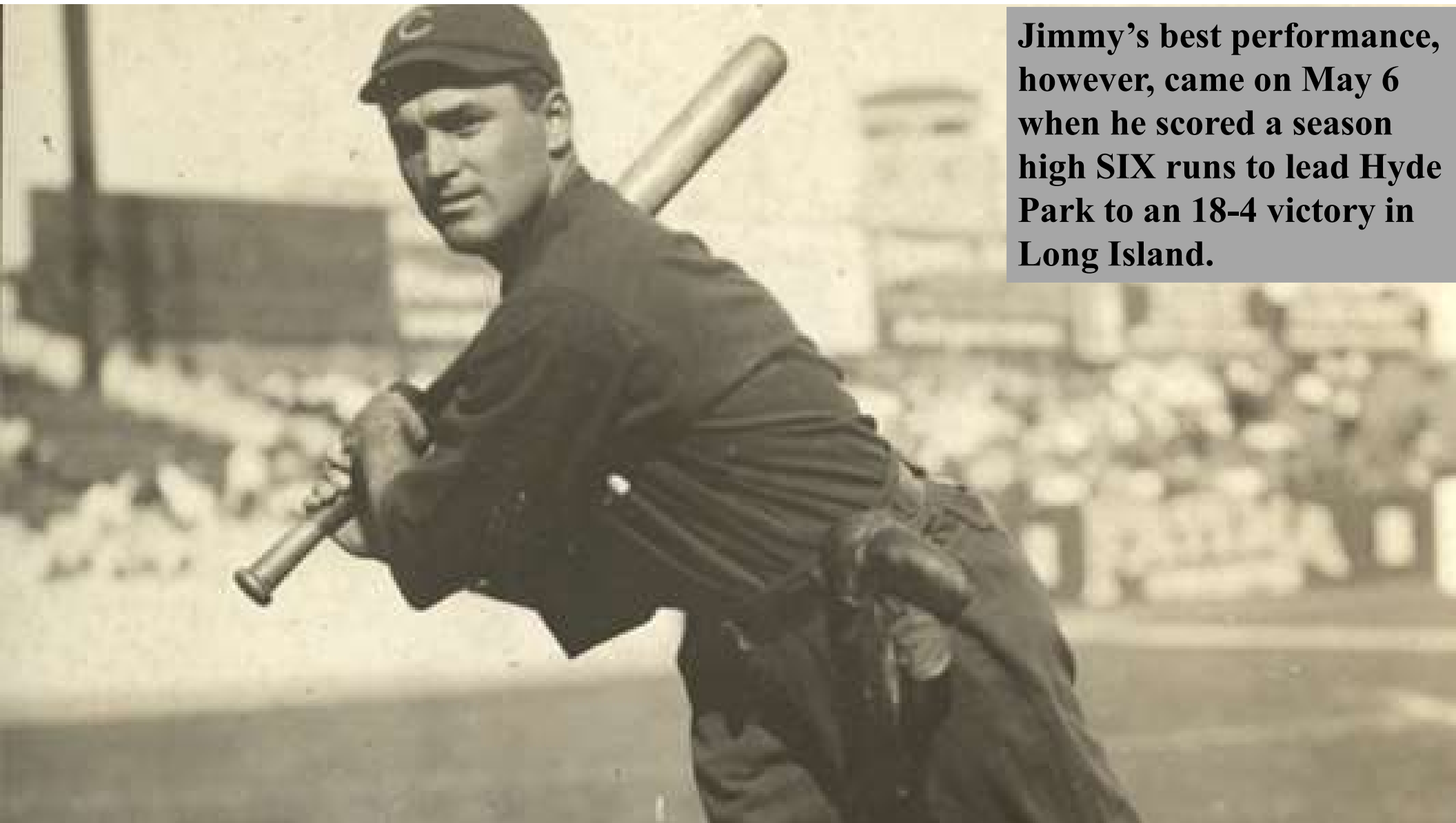
And then there was Jimmy Sheckard
of Hyde Park
(see two pages)





Hyde Park's Jimmy Sheckard scored five or more runs in three separate games, leading the Vitamen to a 16-1 win in Hereford on July 13, and a 14-4 win over Bergen on August 25

Handwritten signature



Jimmy's best performance, however, came on May 6 when he scored a season high SIX runs to lead Hyde Park to an 18-4 victory in Long Island.

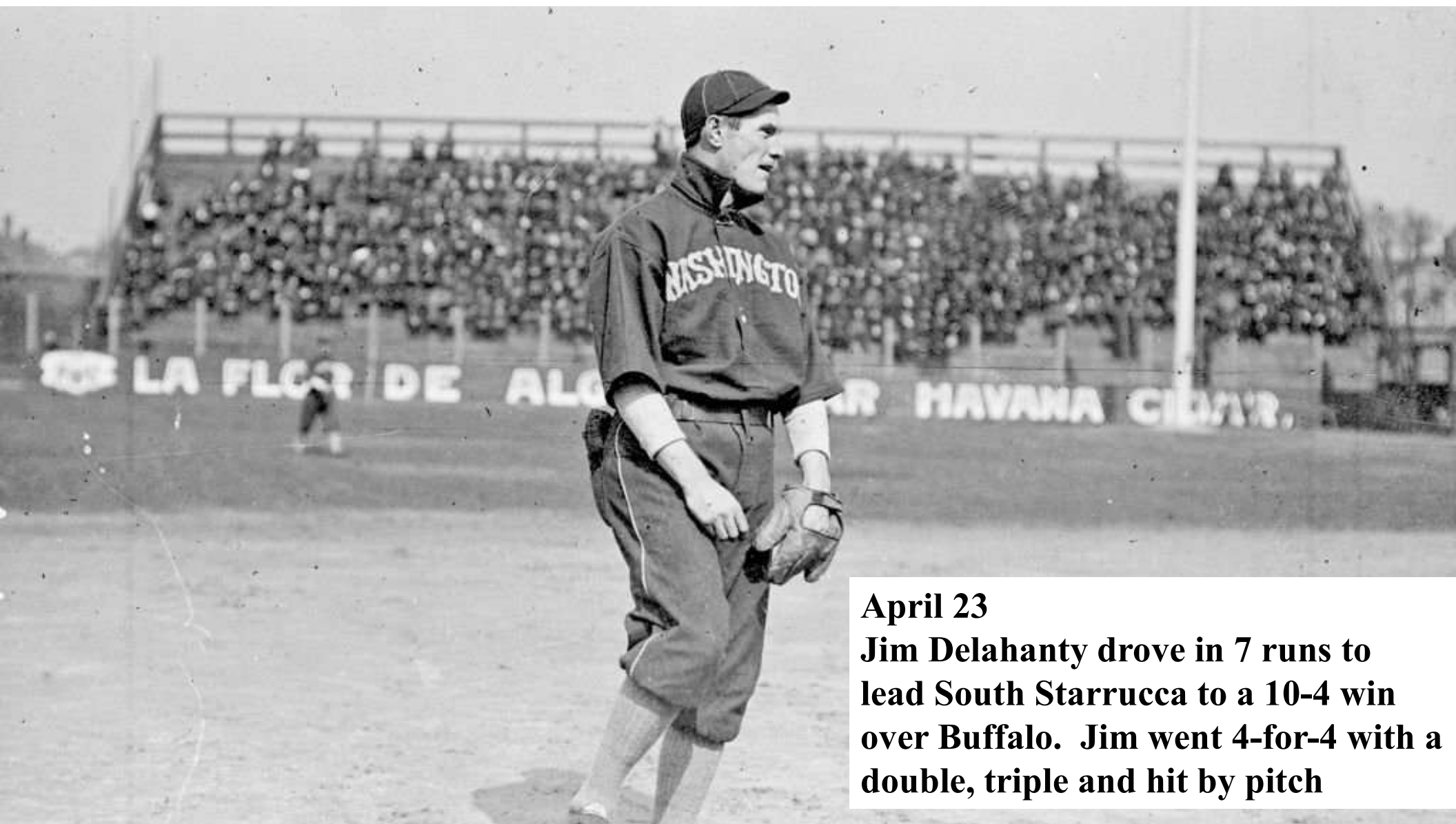


June 10

Doc Miller drove in EIGHT runs, scoring four, with three singles, a double and home run as Mimosa defeated Hereford, 28-5. The game featured a 15-run 5th inning

**SEASONS
BEST**






April 23

Jim Delahanty drove in 7 runs to lead South Starrucca to a 10-4 win over Buffalo. Jim went 4-for-4 with a double, triple and hit by pitch



April 30

**Sam Crawford drove in 7 runs as
Grand Rapids thumped the
Freemen, 21-3 in Waukesha.**



May 21
Mike Mitchell's three singles
and double drove in 7 runs
as Waukesha triumphed, 13-
5 in Long Island




August 7

Fred Merkle drove in 7 runs with 3 home runs and a single to lead Buffalo to a 13-2 win over Turin



August 29

**Larry Doyle drives in 7 runs
with 2 singles and 2 triples as
South Starrucca defeats the
Naps in Cleveland, 21-10**

A row of eight wooden blocks, each with a letter, spelling out the word "PATIENCE". The blocks are light-colored wood with dark letters. They are resting on a grey, textured surface. In the background, there is a blurred green landscape with trees and foliage.

PATIENCE

Twenty-three (23) times this season a player drew four (4) walks in one game.

July 9
Red Murray was the
only player to walk
five (5) times in one
game, but could only
score once as Turin
won 6-0 in Long
Island.



thou shalt
not steal




Six players stole four bases in one game this season.



Clyde Milan, RT



Harry Lord, HP



Bob Bescher, CL


Six players stole four bases in one game this season.



Ty Cobb, BU



Stuffy McInnis, HH



Bert Daniels, RT



**Ten grand slam home runs
were hit in the 1912 season.
Two of those were by Player
Manager Doc Sajdak!**

Grand Rapids' Player-Manager Doc Sajdak LED THE LEAGUE with 2 Grand Slams!



Others to hit grand slams this season included




Dode Criss, BR

Harry Spratt, CL

Duffy Lewis, BE

Hans Lobert, HH


Others to hit grand slams this season included




Larry Doyle, SO



Fred Luderus, TU




Wally Smith, BE



Sam Crawford, GW

CYCLES



Buck Herzog hit for the cycle on April 27 as Long Island wins, 8-6, in Buffalo



HIGH

SCORE

Teams scored double digit runs in 296 of our 1,233 games (one playoff) this year.
In twelve of those games, both teams reached double digits (11-10 five times, 12-11, 13-12 twice, 14-12, 14-13, 15-13 and 21-10)
Seventeen times a club scored 20 or more runs (see next page) and Hereford scored 30 once

10 Runs – 70 times
11 Runs – 60 times
12 Runs – 50 times
13 Runs – 33 times
14 Runs – 30 times
15 Runs - 19 times
16 Runs - 13 times
17 Runs - 7 times
18 Runs - 7 times
19 Runs - 2 time
20+ Runs- 17 times

Total - 308 times



20

Twenty Plus

April 25 – South Starrucca wins 20-1 in Hereford
May 1 – Grand Rapids triumphs 21-3 in Waukesha
May 3 – Riverrun routes Cleveland Naps, 25-6
May 23 – South Strarrucca wins 20-4 in Waukesha
May 25 – Hereford scores a SEASON HIGH 30 times in Bergen, 30-7
May 30 – Grand Rapids prevails 23-4 in Cleveland Spiders
June 6 – Riverrun wins 25-5 in Long Island
June 10 – Mimosa defeats Hereford, 28-5
June 18 – Pittsburgh wins 20-1 in Mimosa
July 19 – Pittsburgh wins 21-3 in Cleveland Naps
July 28 – South Starrucca wins 22-4 in Cleveland Spiders
July 29 – Mimosa wins 20-7 in Grand Rapids
August 2 – Buffalo wins 20-1 in London
August 12 – Buffalo wins 22-3 in Bergen
August 20 – Buffalo wins 21-6 in Cleveland Naps
August 29 – South Starrucca wins 21-10 in Cleveland Naps
September 9 – Cleveland Naps wins 21-4 in Long Island





Fifty-one times this season, teams collected 20 or more base hits in one game. The most was 29, by Mimosa on July 29 in a 20-7 win in Grand Rapids, but all sixteen teams did it at least once.

South Starrucca did it nine times

Mimosa did it six times.

Buffalo did it five times.

Riverrun did it four times.

Grand Rapids, Hereford, Hyde Park, London, Turin and Waukesha each had 3 games with 20+ hits.

Bradenton, Cleveland Spiders and Pittsburgh each did it twice.

Bergen, Cleveland Naps and Long Island each did it one time.



STRANDFED

July 27 – Hyde Park left a season high 18 men on base but still defeated Long Island, 11-5.

Four clubs left 17 runners on base in one game.

Ten teams stranded 16 runners in a game

Fifteen other times we had teams leave 15 men on base.

LOB

ERROR

Teams made 5 or more errors in 63 games this year.

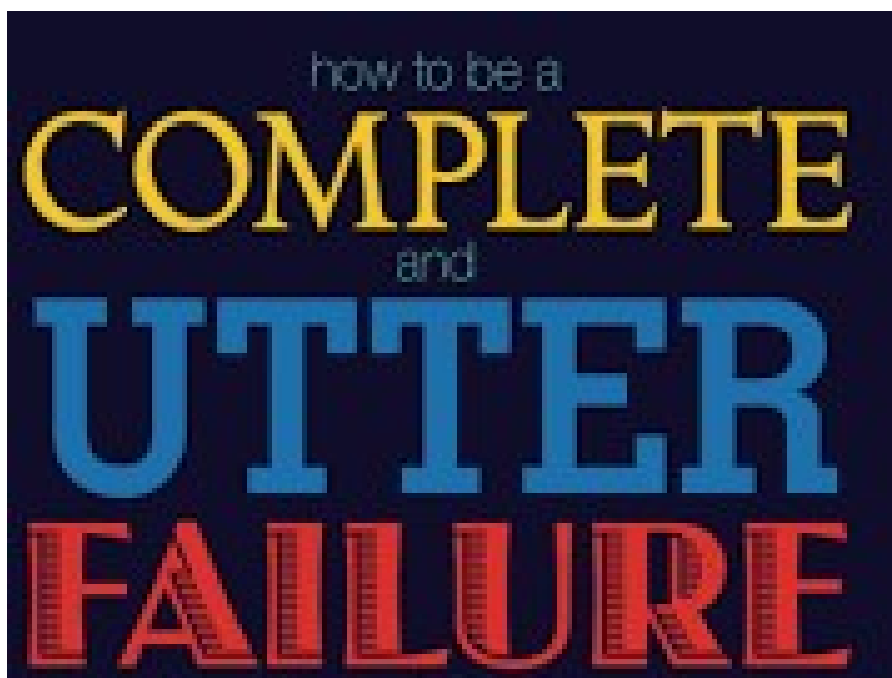
5 errors in 41 games

6 errors in 14 games

7 errors in six games

July 8 – Seven players combine to make eight errors as Mimosa loses 8-3 to Riverrun

Sept 9 – Four players combine to make eight errors as Bergen loses 11-8 to South Starrucca



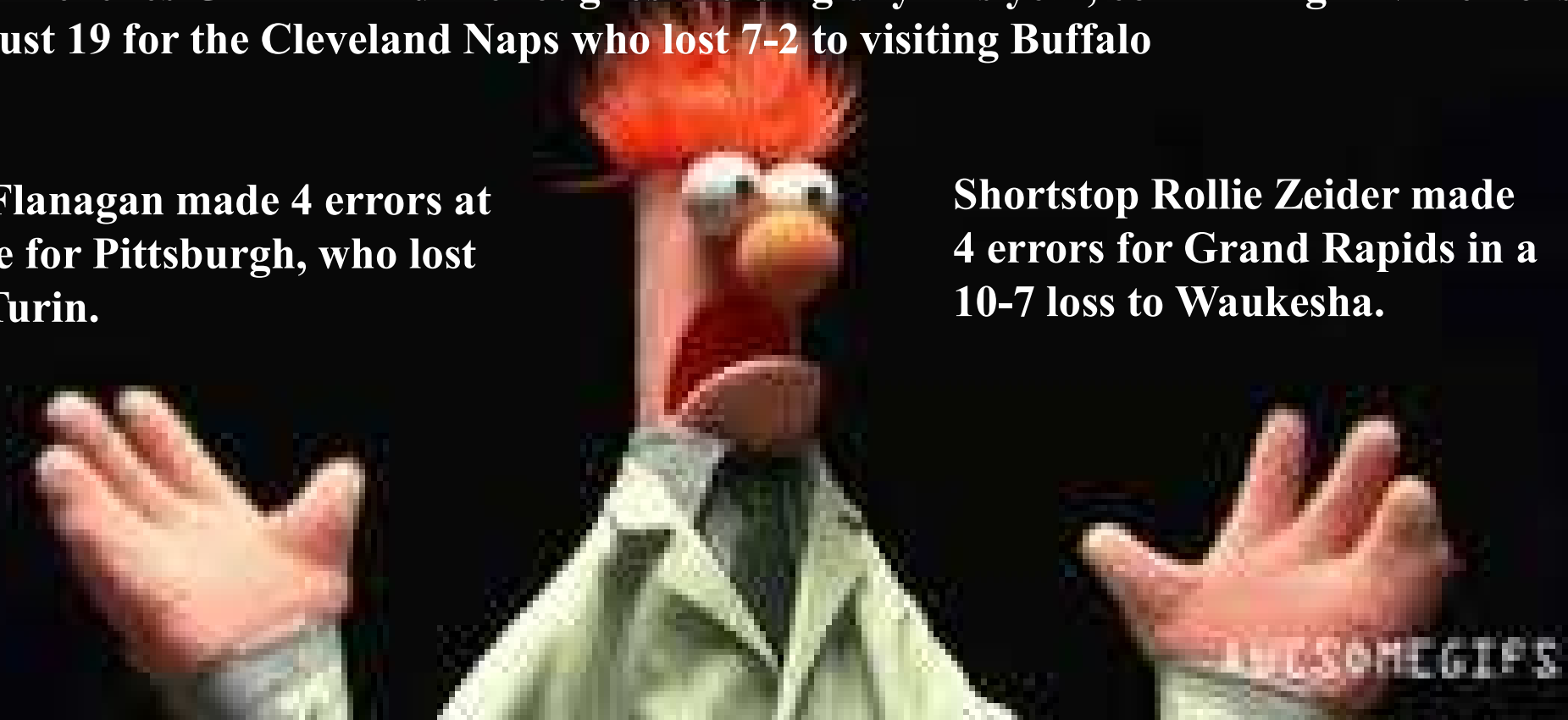
FUMBLE
FINGERS

I'm all thumbs.

Catcher Peaches Graham had the toughest fielding day this year, committing FIVE errors on August 19 for the Cleveland Naps who lost 7-2 to visiting Buffalo

Baldy Flanagan made 4 errors at 2nd base for Pittsburgh, who lost 5-2 to Turin.

Shortstop Rollie Zeider made 4 errors for Grand Rapids in a 10-7 loss to Waukesha.



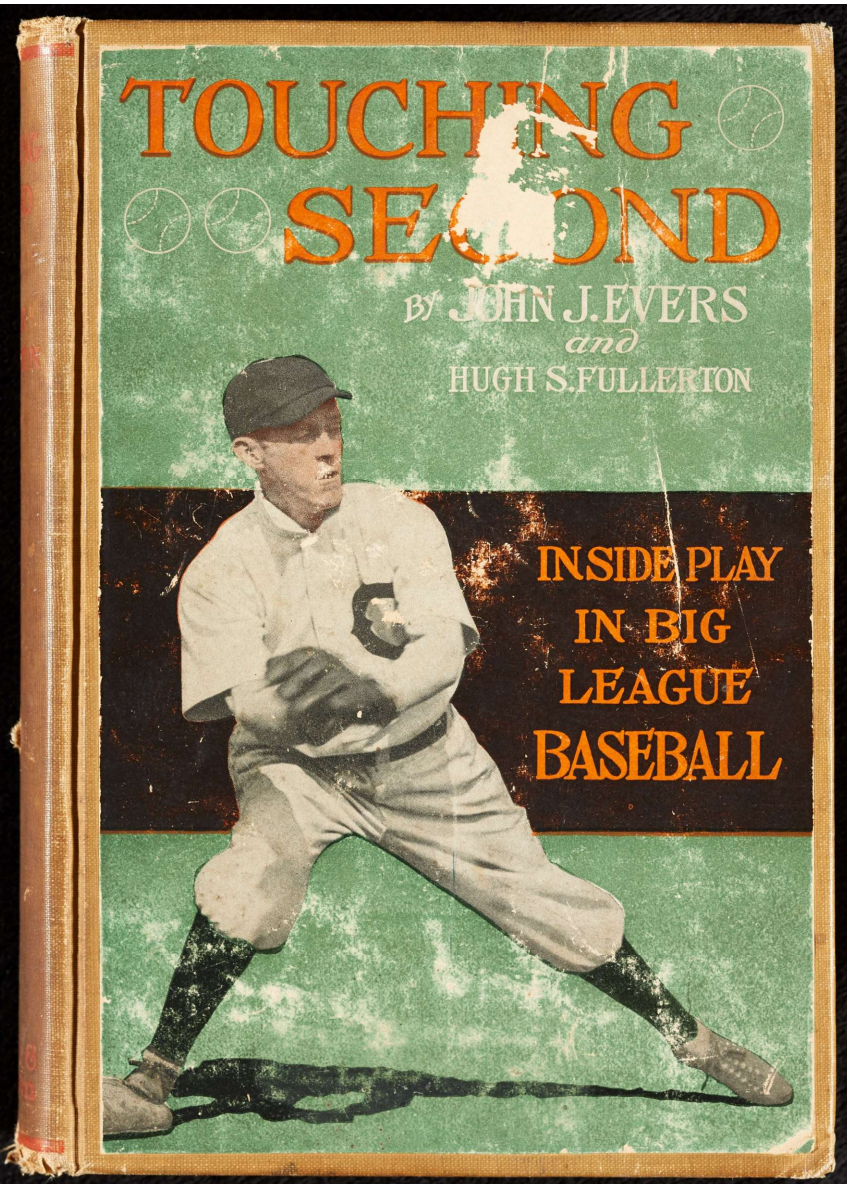
DoublePlay



Teams turned four double plays in fourteen different games this year, but the most were the SIX double plays turned by Bradenton on September 18 in a 12-8 loss to Riverrun. Shortstop Woody Wood was involved in four of the DP's.



Hereford turned the only Triple Play of the season on June 2, but still lost, 6-5 in Grand Rapids. Second basemen Johnny Evers and First baseman Stuffie McInnis







The 30 players with the highest Batting Average

Rank	Name	Tm	Lg	AVG	PA
1	Daubert, J.	LI	TCBA	.397	664
2	Cobb, T.	BU	TCBA	.396	669
3	Crawford, S.	GW	TCBA	.393	727
4	Delahanty, J.	SO	TCBA	.386	581
5	Jackson, J.	LT	TCBA	.376	687
6	Milan, C.	RT	TCBA	.372	715
7	Miller, D.	MI	TCBA	.367	684
8	Doyle, L.	SO	TCBA	.362	605
9	Collins, E.	CL	TCBA	.353	598
10	Baker, H.	SO	TCBA	.341	661
11	Cree, B.	HH	TCBA	.339	599
12	Barry, J.	RT	TCBA	.337	522
13	Lord, H.	HP	TCBA	.336	623
14	Speaker, T.	PR	TCBA	.335	616
15	Devore, J.	SO	TCBA	.334	628
16	Chase, H.	HP	TCBA	.332	570
17	Hooper, H.	HP	TCBA	.329	578
18	McIntyre, M.	MI	TCBA	.326	596
19	Sweeney, B.	LI	TCBA	.324	648
20	Wilson, C.	SO	TCBA	.323	574
21	McInnis, S.	HH	TCBA	.320	516
22	Wagner, H.	WA	TCBA	.320	536
23	Bates, J.	GW	TCBA	.318	750
24	Hoblitzell, D.	MI	TCBA	.313	704
25	Zimmerman, H.	BR	TCBA	.311	581
26	Hartzell, R.	HP	TCBA	.310	580
27	LaPorte, F.	TU	TCBA	.308	563
28	Snodgrass, F.	GW	TCBA	.307	722
29	Sheckard, J.	HP	TCBA	.304	741
30	Magee, S.	BU	TCBA	.303	532

The 30 players with the highest On Base Percentage

Rank	Name	Tm	Lg	OBP	PA
1	Cobb, T.	BU	TCBA	.465	669
2	Delahanty, J.	SO	TCBA	.461	581
3	Crawford, S.	GW	TCBA	.457	727
4	Collins, E.	CL	TCBA	.456	598
5	Sheckard, J.	HP	TCBA	.448	741
6	Milan, C.	RT	TCBA	.445	715
7	Jackson, J.	LT	TCBA	.444	687
8	Daubert, J.	LI	TCBA	.442	664
9	Bates, J.	GW	TCBA	.440	750
10	Speaker, T.	PR	TCBA	.430	616
11	Doyle, L.	SO	TCBA	.429	605
12	Sweeney, B.	LI	TCBA	.418	648
13	Devore, J.	SO	TCBA	.417	628
14	Gessler, D.	LT	TCBA	.413	585
15	Miller, D.	MI	TCBA	.409	684
16	Wagner, H.	WA	TCBA	.409	536
17	McIntyre, M.	MI	TCBA	.405	596
18	Barry, J.	RT	TCBA	.405	522
19	Cree, B.	HH	TCBA	.402	599
20	Graney, J.	LT	TCBA	.398	532
21	Wilson, C.	SO	TCBA	.396	574
22	Snodgrass, F.	GW	TCBA	.392	722
23	Hooper, H.	HP	TCBA	.388	578
24	Elberfeld, K.	BR	TCBA	.382	536
25	Hartzell, R.	HP	TCBA	.382	580
26	Magee, S.	BU	TCBA	.382	532
27	Konetchy, E.	GW	TCBA	.378	721
28	Lord, H.	HP	TCBA	.377	623
29	McInnis, S.	HH	TCBA	.376	516
30	Evans, S.	SO	TCBA	.375	526

The 30 players with the highest Slugging Average

Rank	Name	Tm	Lg	SLG	PA
1	Crawford, S.	GW	TCBA	.570	727
2	Cobb, T.	BU	TCBA	.553	669
3	Doyle, L.	SO	TCBA	.549	605
4	Delahanty, J.	SO	TCBA	.539	581
5	Jackson, J.	LT	TCBA	.535	687
6	Baker, H.	SO	TCBA	.529	661
7	Wilson, C.	SO	TCBA	.526	574
8	Daubert, J.	LI	TCBA	.522	664
9	Miller, D.	MI	TCBA	.511	684
10	Schulte, W.	HP	TCBA	.506	714
11	Ludrus, F.	TU	TCBA	.481	614
12	Cree, B.	HH	TCBA	.480	599
13	Speaker, T.	PR	TCBA	.476	616
14	Magee, S.	BU	TCBA	.469	532
15	Milan, C.	RT	TCBA	.457	715
16	Barry, J.	RT	TCBA	.451	522
17	Zimmerman, H.	BR	TCBA	.450	581
18	Wagner, H.	WA	TCBA	.446	536
19	Collins, E.	CL	TCBA	.437	598
20	Lord, H.	HP	TCBA	.435	623
21	Konetchy, E.	GW	TCBA	.434	721
22	Murphy, D.	PR	TCBA	.433	608
23	Sheckard, J.	HP	TCBA	.431	741
24	Hooper, H.	HP	TCBA	.428	578
25	Devore, J.	SO	TCBA	.427	628
26	Hoblitzell, D.	MI	TCBA	.425	704
27	McInnis, S.	HH	TCBA	.424	516
28	LaPorte, F.	TU	TCBA	.421	563
29	Sweeney, B.	LI	TCBA	.413	648
30	Merkle, F.	BU	TCBA	.407	663

The 31 players with the most Runs Scored

Rank	Name	Tm	Lg	R	PA
1	Sheckard, J.	HP	TCBA	164	741
2	Bates, J.	GW	TCBA	151	750
3	Doyle, L.	SO	TCBA	138	605
4	Schulte, W.	HP	TCBA	133	714
5	Devore, J.	SO	TCBA	128	628
6	Snodgrass, F.	GW	TCBA	127	722
	Crawford, S.	GW	TCBA	127	727
8	Cobb, T.	BU	TCBA	126	669
9	Milan, C.	RT	TCBA	124	715
10	Sweeney, B.	LI	TCBA	123	648
11	Miller, D.	MI	TCBA	119	684
	Byrne, B.	PR	TCBA	119	737
	Bescher, B.	CL	TCBA	119	740
14	Delahanty, J.	SO	TCBA	116	581
15	Jackson, J.	LT	TCBA	114	687
16	Daubert, J.	LI	TCBA	113	664
	Austin, J.	BU	TCBA	113	688
18	Merkle, F.	BU	TCBA	111	663
	Hoblitzell, D.	MI	TCBA	111	704
20	Evans, S.	SO	TCBA	108	526
21	Speaker, T.	PR	TCBA	107	616
	Konetchy, E.	GW	TCBA	107	721
23	Baker, H.	SO	TCBA	106	661
24	Lord, H.	HP	TCBA	103	623
25	Cree, B.	HH	TCBA	101	599
	Murphy, D.	PR	TCBA	101	608
27	Paskert, D.	HH	TCBA	99	652
	Bush, D.	CS	TCBA	99	714
29	Daniels, B.	RT	TCBA	98	526

2 players tied at 96

The 30 players with the most Hits

Rank	Name	Tm	Lg	H	PA
1	Crawford, S.	GW	TCBA	247	727
2	Daubert, J.	LI	TCBA	236	664
3	Miller, D.	MI	TCBA	232	684
4	Cobb, T.	BU	TCBA	231	669
5	Milan, C.	RT	TCBA	227	715
6	Jackson, J.	LT	TCBA	225	687
7	Baker, H.	SO	TCBA	209	661
8	Hoblitzell, D.	MI	TCBA	202	704
9	Bates, J.	GW	TCBA	194	750
10	Delahanty, J.	SO	TCBA	192	581
	Doyle, L.	SO	TCBA	192	605
	Snodgrass, F.	GW	TCBA	192	722
13	Lord, H.	HP	TCBA	189	623
14	Cree, B.	HH	TCBA	182	599
15	Devore, J.	SO	TCBA	179	628
16	Schulte, W.	HP	TCBA	178	714
17	Sweeney, B.	LI	TCBA	177	648
	Sheckard, J.	HP	TCBA	177	741
19	Konetchy, E.	GW	TCBA	176	721
20	Chase, H.	HP	TCBA	175	570
21	Hooper, H.	HP	TCBA	171	578
	Collins, E.	CL	TCBA	171	598
23	McIntyre, M.	MI	TCBA	170	596
	Speaker, T.	PR	TCBA	170	616
25	Zimmerman, H.	BR	TCBA	169	581
26	Merkle, F.	BU	TCBA	167	663
27	Luderus, F.	TU	TCBA	166	614
28	Oakes, R.	BR	TCBA	164	621
29	Murphy, D.	PR	TCBA	163	608
30	Wheat, Z.	LI	TCBA	162	617

The 30 players with the most Runs Batted In

Rank	Name	Tm	Lg	RBI	PA
1	Baker, H.	SO	TCBA	168	661
2	Crawford, S.	GW	TCBA	146	727
3	Miller, D.	MI	TCBA	143	684
4	Hoblitzell, D.	MI	TCBA	132	704
5	Schulte, W.	HP	TCBA	131	714
6	Doyle, L.	SO	TCBA	127	605
7	Konetchy, E.	GW	TCBA	124	721
8	Wilson, C.	SO	TCBA	123	574
9	Milan, C.	RT	TCBA	121	715
10	Daubert, J.	LI	TCBA	120	664
11	Speaker, T.	PR	TCBA	116	616
12	Delahanty, J.	SO	TCBA	112	581
13	Jackson, J.	LT	TCBA	109	687
14	Wheat, Z.	LI	TCBA	108	617
15	Zimmerman, H.	BR	TCBA	102	581
16	Doyle, J.	CL	TCBA	101	553
	Chase, H.	HP	TCBA	101	570
	Luderus, F.	TU	TCBA	101	614
	Cobb, T.	BU	TCBA	101	669
20	Murphy, D.	PR	TCBA	99	608
	Lord, H.	HP	TCBA	99	623
	Knabe, O.	GW	TCBA	99	659
23	Sajdak, D.	GW	TCBA	94	627
24	Robert, H.	HH	TCBA	92	601
25	Miller, D.	CS	TCBA	87	559
	Tannehill, L.	RT	TCBA	87	588
	Merkle, F.	BU	TCBA	87	663
28	Austin, J.	BU	TCBA	86	688
29	Magee, S.	BU	TCBA	85	532
	Hartzell, R.	HP	TCBA	85	580

The 30 players with the most Doubles

Rank	Name	Tm	Lg	2B	PA
1	Hartley, G.	BE	TCBA	71	628
2	Jackson, J.	LT	TCBA	52	687
3	Crawford, S.	GW	TCBA	50	727
4	Konetchy, E.	GW	TCBA	48	721
5	Cobb, T.	BU	TCBA	47	669
6	Miller, D.	MI	TCBA	46	684
7	Magee, S.	BU	TCBA	44	532
	Speaker, T.	PR	TCBA	44	616
9	LaPorte, F.	TU	TCBA	43	563
10	Baker, H.	SO	TCBA	41	661
11	Delahanty, J.	SO	TCBA	38	581
12	Doyle, L.	SO	TCBA	36	605
13	Wilson, C.	SO	TCBA	35	574
	Luderus, F.	TU	TCBA	35	614
15	Cree, B.	HH	TCBA	34	599
	Snodgrass, F.	GW	TCBA	34	722
	Sheckard, J.	HP	TCBA	34	741
18	Clarke, F.	MI	TCBA	33	449
	Austin, J.	BU	TCBA	33	688
	Bescher, B.	CL	TCBA	33	740
21	Doolan, M.	SO	TCBA	32	558
	Sweeney, B.	LI	TCBA	32	648
	Daubert, J.	LI	TCBA	32	664
	Milan, C.	RT	TCBA	32	715
25	Meyers, C.	PR	TCBA	30	451
26	Lord, B.	TU	TCBA	29	592
	Murphy, D.	PR	TCBA	29	608
28	Yerkes, S.	RT	TCBA	28	564
	Hooper, H.	HP	TCBA	28	578
	Merkle, F.	BU	TCBA	28	663

The 36 players with the most Triples

Rank	Name	Tm	Lg	3B	PA
1	Doyle, L.	SO	TCBA	24	605
2	Cobb, T.	BU	TCBA	21	669
3	Mitchell, M.	WA	TCBA	19	616
	Byrne, B.	PR	TCBA	19	737
5	Wilson, C.	SO	TCBA	18	574
	Smith, W.	BE	TCBA	18	624
7	Zimmerman, H.	BR	TCBA	17	581
	Bodie, P.	WA	TCBA	17	634
	Crawford, S.	GW	TCBA	17	727
10	Zinn, G.	TU	TCBA	16	322
	Luderus, F.	TU	TCBA	16	614
	Baker, H.	SO	TCBA	16	661
	Schulte, W.	HP	TCBA	16	714
14	Doyle, J.	CL	TCBA	15	553
	Cree, B.	HH	TCBA	15	599
	Daubert, J.	LI	TCBA	15	664
	Konetchy, E.	GW	TCBA	15	721
	Bates, J.	GW	TCBA	15	750
19	Clarke, F.	MI	TCBA	14	449
	Barry, J.	RT	TCBA	14	522
	Murray, R.	TU	TCBA	14	545
	Wheat, Z.	LI	TCBA	14	617
	Devore, J.	SO	TCBA	14	628
24	Delahanty, J.	SO	TCBA	13	581
	Lord, H.	HP	TCBA	13	623
	Hoblitzell, D.	MI	TCBA	13	704
27	Collins, S.	CL	TCBA	12	420

9 players tied at 11

The 31 players with the most Home Runs

Rank	Name	Tm	Lg	HR	PA
1	Schulte, W.	HP	TCBA	25	714
2	Baker, H.	SO	TCBA	14	661
3	Miller, D.	MI	TCBA	13	684
4	Murphy, D.	PR	TCBA	11	608
	Luderus, F.	TU	TCBA	11	614
6	Wilson, C.	SO	TCBA	10	574
7	Lober, H.	HH	TCBA	9	601
	Merkle, F.	BU	TCBA	9	663
	Crawford, S.	GW	TCBA	9	727
10	Titus, J.	CS	TCBA	8	326
	Magee, S.	BU	TCBA	8	532
	Wood, W.	BR	TCBA	8	564
	Meade, L.	BE	TCBA	8	621
	Hoblitzell, D.	MI	TCBA	8	704
15	Carey, M.	LI	TCBA	7	506
	Wagner, H.	WA	TCBA	7	536
	Herzog, B.	LI	TCBA	7	543
	Hummel, J.	TU	TCBA	7	566
	Sajdak, D.	GW	TCBA	7	627
	Jackson, J.	LT	TCBA	7	687
21	Doyle, J.	CL	TCBA	6	553
	Miller, D.	CS	TCBA	6	559
	Zimmerman, H.	BR	TCBA	6	581
	Sheckard, J.	HP	TCBA	6	741

7 players tied at 5

The 31 players with the most Walks

Rank	Name	Tm	Lg	BB	PA
1	Sheckard, J.	HP	TCBA	152	741
2	Bates, J.	GW	TCBA	132	750
3	Bescher, B.	CL	TCBA	117	740
4	Bush, D.	CS	TCBA	103	714
5	Sweeney, B.	LI	TCBA	92	648
6	Huggins, M.	WA	TCBA	91	612
7	Byrne, B.	PR	TCBA	87	737
8	Konetchy, E.	GW	TCBA	86	721
9	Milan, C.	RT	TCBA	85	715
10	Speaker, T.	PR	TCBA	84	616
11	Crawford, S.	GW	TCBA	83	727
12	Ellis, R.	PR	TCBA	81	657
13	Schulte, W.	HP	TCBA	80	714
14	Gessler, D.	LT	TCBA	79	585
15	Devore, J.	SO	TCBA	76	628
	Austin, J.	BU	TCBA	76	688
17	Elberfeld, K.	BR	TCBA	75	536
18	Paskert, D.	HH	TCBA	73	652
	Knabe, O.	GW	TCBA	73	659
	Cobb, T.	BU	TCBA	73	669
	Jackson, J.	LT	TCBA	73	687
22	Collins, E.	CL	TCBA	71	598
23	Wagner, H.	WA	TCBA	68	536
	Snodgrass, F.	GW	TCBA	68	722
25	Smith, W.	BE	TCBA	67	624
26	Graney, J.	LT	TCBA	65	532
27	McIntyre, M.	MI	TCBA	64	596
28	Bridwell, A.	CL	TCBA	63	503
29	Hofman, S.	TU	TCBA	62	584

2 players tied at 61

The 38 players with the most Hit By Pitch

Rank	Name	Tm	Lg	HBP	PA
1	Collins, E.	CL	TCBA	26	598
2	Elberfeld, K.	BR	TCBA	25	536
	Delahanty, J.	SO	TCBA	25	581
4	Evans, S.	SO	TCBA	20	526
	Sweeney, J.	RT	TCBA	20	545
	Snodgrass, F.	GW	TCBA	20	722
7	Riggert, J.	CL	TCBA	19	470
	Gessler, D.	LT	TCBA	19	585
9	Lewis, D.	BE	TCBA	18	363
10	Daniels, B.	RT	TCBA	17	526
	Herzog, B.	LI	TCBA	17	543
12	Graney, J.	LT	TCBA	16	532
	McBride, G.	BU	TCBA	16	604
14	Gainer, D.	BR	TCBA	15	226
	Carrigan, B.	CS	TCBA	15	298
16	Fletcher, A.	HH	TCBA	14	336
17	Derrick, C.	LT	TCBA	13	320
18	Zinn, G.	TU	TCBA	12	322
	McConnell, A.	BU	TCBA	12	361
	Knight, J.	RT	TCBA	12	521
21	Saier, V.	BE	TCBA	11	291
	Devlin, A.	GW	TCBA	11	306
	Meyers, C.	PR	TCBA	11	451
24	Speaker, T.	PR	TCBA	9	616
25	Daley, J.	CS	TCBA	8	186
	Lathers, C.	BR	TCBA	8	192
	Simon, M.	BE	TCBA	8	248

11 players tied at 7

The 39 players with the most Awarded First on Interference

Rank	Name	Tm	Lg	AFOE	PA
1	Bodie, P.	WA	TCBA	3	634
2	Miller, D.	CS	TCBA	2	559

37 players tied at 1

The 43 players with the most Sacrifice Flies

Rank	Name	Tm	Lg	SF	PA
1	Wheat, Z.	LI	TCBA	15	617
2	Lord, H.	HP	TCBA	14	623
	Crawford, S.	GW	TCBA	14	727
4	Schulte, W.	HP	TCBA	13	714
5	Turner, T.	CS	TCBA	12	489
	Hoblitzell, D.	MI	TCBA	12	704
	Konetchy, E.	GW	TCBA	12	721
8	Tannehill, L.	RT	TCBA	11	588
	Speaker, T.	PR	TCBA	11	616
	Milan, C.	RT	TCBA	11	715
11	Doyle, J.	CL	TCBA	10	553
	Sajdak, D.	GW	TCBA	10	627
	Knabe, O.	GW	TCBA	10	659
	Baker, H.	SO	TCBA	10	661
15	Meyers, C.	PR	TCBA	9	451
	Knight, J.	RT	TCBA	9	521
	LaPorte, F.	TU	TCBA	9	563
	Wilson, C.	SO	TCBA	9	574
	Egan, D.	MI	TCBA	9	635
	Jackson, J.	LT	TCBA	9	687
21	Donlin, M.	BU	TCBA	8	264
	Beck, F.	BU	TCBA	8	380
	Tenney, F.	LT	TCBA	8	455
	Bridwell, A.	CL	TCBA	8	503
	Thoney, J.	WA	TCBA	8	515
	Oakes, R.	BR	TCBA	8	621
	Smith, W.	BE	TCBA	8	624

16 players tied at 7

The 38 players with the most Sacrifice Hits

Rank	Name	Tm	Lg	SH	PA
1	Tannehill, L.	RT	TCBA	22	588
	Grant, E.	LT	TCBA	22	626
	Egan, D.	MI	TCBA	22	635
4	Ellis, R.	PR	TCBA	20	657
5	Yerkes, S.	RT	TCBA	17	564
6	Collins, B.	BR	TCBA	15	455
	Knight, J.	RT	TCBA	15	521
8	Kleinow, R.	CS	TCBA	14	289
	Mowrey, M.	WA	TCBA	14	521
10	Plank, E.	TU	TCBA	13	123
	Barry, J.	RT	TCBA	13	522
	Hofman, S.	TU	TCBA	13	584
	Hartley, G.	BE	TCBA	13	628
14	Rucker, N.	LT	TCBA	12	126
	Downey, T.	LT	TCBA	12	434
	Bridwell, A.	CL	TCBA	12	503
	Daniels, B.	RT	TCBA	12	526
	Gardner, L.	BE	TCBA	12	590
	McBride, G.	BU	TCBA	12	604
	Austin, J.	BU	TCBA	12	688
21	Pelty, B.	MI	TCBA	11	78
	Cicotte, E.	GW	TCBA	11	107
	Johnson, W.	TU	TCBA	11	146
	Zinn, G.	TU	TCBA	11	322
	Hummel, J.	TU	TCBA	11	566
	Tinker, J.	PR	TCBA	11	607
	Knabe, O.	GW	TCBA	11	659
	Byrne, B.	PR	TCBA	11	737

10 players tied at 10

The 43 players with the most Intentional Walks

Rank	Name	Tm	Lg	IBB	PA
1	Cobb, T.	BU	TCBA	20	669
2	Jackson, J.	LT	TCBA	17	687
3	Crawford, S.	GW	TCBA	11	727
4	McInnis, S.	HH	TCBA	8	516
	Schulte, W.	HP	TCBA	8	714
6	Magee, S.	BU	TCBA	7	532
	Collins, E.	CL	TCBA	7	598
	Murphy, D.	PR	TCBA	7	608
	Konetchy, E.	GW	TCBA	7	721
10	Lewis, D.	BE	TCBA	6	363
	Wagner, H.	WA	TCBA	6	536
	Murray, R.	TU	TCBA	6	545
	LaPorte, F.	TU	TCBA	6	563
	Zimmerman, H.	BR	TCBA	6	581
	Cree, B.	HH	TCBA	6	599
16	Birmingham, J.	MI	TCBA	5	449
	Clarke, F.	MI	TCBA	5	449
	Meyers, C.	PR	TCBA	5	451
	McIntyre, M.	MI	TCBA	5	596
	Speaker, T.	PR	TCBA	5	616
	Lord, H.	HP	TCBA	5	623
	Baker, H.	SO	TCBA	5	661
23	Stephens, J.	MI	TCBA	4	295
	Archer, J.	BR	TCBA	4	425
	Schaefer, G.	MI	TCBA	4	441
	Yerkes, S.	RT	TCBA	4	564
	Hummel, J.	TU	TCBA	4	566
	Hoblitzell, D.	MI	TCBA	4	704
	Milan, C.	RT	TCBA	4	715

14 players tied at 3

The 30 players with the most Total Bases

Rank	Name	Tm	Lg	TB	PA
1	Crawford, S.	GW	TCBA	358	727
2	Baker, H.	SO	TCBA	324	661
3	Cobb, T.	BU	TCBA	323	669
	Miller, D.	MI	TCBA	323	684
5	Jackson, J.	LT	TCBA	320	687
6	Schulte, W.	HP	TCBA	312	714
7	Daubert, J.	LI	TCBA	310	664
8	Doyle, L.	SO	TCBA	291	605
9	Milan, C.	RT	TCBA	279	715
10	Hoblitzell, D.	MI	TCBA	274	704
11	Delahanty, J.	SO	TCBA	268	581
12	Luderus, F.	TU	TCBA	266	614
13	Konetchy, E.	GW	TCBA	263	721
14	Wilson, C.	SO	TCBA	262	574
15	Cree, B.	HH	TCBA	258	599
16	Sheckard, J.	HP	TCBA	251	741
17	Bates, J.	GW	TCBA	247	750
18	Snodgrass, F.	GW	TCBA	246	722
19	Zimmerman, H.	BR	TCBA	245	581
	Lord, H.	HP	TCBA	245	623
21	Speaker, T.	PR	TCBA	242	616
	Merkle, F.	BU	TCBA	242	663
23	Murphy, D.	PR	TCBA	237	608
24	Devore, J.	SO	TCBA	229	628
25	Sweeney, B.	LI	TCBA	226	648
26	Wheat, Z.	LI	TCBA	224	617
27	Hooper, H.	HP	TCBA	222	578
28	LaPorte, F.	TU	TCBA	220	563
29	Lobert, H.	HH	TCBA	218	601
30	Bodie, P.	WA	TCBA	216	634

The 30 players with the highest On Base Plus Slugging

Rank	Name	Tm	Lg	OPS	PA
1	Crawford, S.	GW	TCBA	1.027	727
2	Cobb, T.	BU	TCBA	1.018	669
3	Delahanty, J.	SO	TCBA	1.000	581
4	Jackson, J.	LT	TCBA	.979	687
5	Doyle, L.	SO	TCBA	.978	605
6	Daubert, J.	LI	TCBA	.964	664
7	Wilson, C.	SO	TCBA	.922	574
8	Miller, D.	MI	TCBA	.920	684
9	Speaker, T.	PR	TCBA	.906	616
10	Milan, C.	RT	TCBA	.902	715
11	Baker, H.	SO	TCBA	.901	661
12	Collins, E.	CL	TCBA	.893	598
13	Cree, B.	HH	TCBA	.883	599
14	Sheckard, J.	HP	TCBA	.879	741
15	Schulte, W.	HP	TCBA	.873	714
16	Barry, J.	RT	TCBA	.856	522
17	Wagner, H.	WA	TCBA	.854	536
18	Magee, S.	BU	TCBA	.851	532
19	Bates, J.	GW	TCBA	.845	750
20	Devore, J.	SO	TCBA	.844	628
21	Luderus, F.	TU	TCBA	.843	614
22	Sweeney, B.	LI	TCBA	.831	648
23	Hooper, H.	HP	TCBA	.816	578
24	Lord, H.	HP	TCBA	.812	623
25	Konetchy, E.	GW	TCBA	.812	721
26	McInnis, S.	HH	TCBA	.800	516
27	McIntyre, M.	MI	TCBA	.799	596
28	Zimmerman, H.	BR	TCBA	.798	581
29	Murphy, D.	PR	TCBA	.789	608
30	Gessler, D.	LT	TCBA	.789	585

The 33 players with the longest Hitting Streak Season

Rank	Name	Tm	Lg	G	PA
1	Miller, D.	MI	TCBA	30	684
2	Daubert, J.	LI	TCBA	24	664
3	Jackson, J.	LT	TCBA	21	687
4	Sweeney, B.	LI	TCBA	20	648
	Schulte, W.	HP	TCBA	20	714
	Milan, C.	RT	TCBA	20	715
7	Lord, H.	HP	TCBA	19	623
	Hartley, G.	BE	TCBA	19	628
9	Doyle, L.	SO	TCBA	18	605
	Cobb, T.	BU	TCBA	18	669
11	Graney, J.	LT	TCBA	17	532
	Hooper, H.	HP	TCBA	17	578
	Speaker, T.	PR	TCBA	17	616
	Hoblitzell, D.	MI	TCBA	17	704
15	Daniels, B.	RT	TCBA	16	526
	Delahanty, J.	SO	TCBA	16	581
	Devore, J.	SO	TCBA	16	628
	Crawford, S.	GW	TCBA	16	727
19	Dolan, C.	RT	TCBA	15	85
	McInnis, S.	HH	TCBA	15	516
	Cree, B.	HH	TCBA	15	599
	Paskert, D.	HH	TCBA	15	652
	Merkle, F.	BU	TCBA	15	663
24	Donlin, M.	BU	TCBA	14	264
	Walker, T.	CS	TCBA	14	374
	Wolter, H.	SO	TCBA	14	422
	Schaefer, G.	MI	TCBA	14	441

6 players tied at 13



The 30 players with the most Wins

Rank	Name	Tm	Lg	W	L
1	Wood, J.	PR	TCBA	30	7
2	Adams, B.	RT	TCBA	28	8
3	Sallee, S.	HP	TCBA	25	8
	Johnson, W.	TU	TCBA	25	13
	Coombs, J.	BR	TCBA	25	14
6	Marquard, R.	BU	TCBA	24	13
7	Rucker, N.	LT	TCBA	23	12
8	White, D.	SO	TCBA	21	7
	Gregg, V.	MI	TCBA	21	9
	Walsh, E.	CS	TCBA	21	18
11	Crandall, D.	SO	TCBA	20	12
	Moore, E.	HH	TCBA	20	17
13	Harmon, B.	SO	TCBA	19	4
	Plank, E.	TU	TCBA	19	8
	Keefe, B.	HP	TCBA	19	9
	Suggs, G.	RT	TCBA	19	10
17	Collins, R.	BU	TCBA	18	4
	Reulbach, E.	MI	TCBA	18	4
	Cole, K.	HP	TCBA	18	8
	Brown, T.	PR	TCBA	18	12
21	Donovan, W.	BR	TCBA	17	9
22	Richie, L.	MI	TCBA	16	11
	Alexander, P.	BE	TCBA	16	24
	Mathewson, C.	CL	TCBA	16	24
25	Pelty, B.	MI	TCBA	15	5
	Bender, C.	BU	TCBA	15	10
	Mullin, G.	WA	TCBA	15	11
	Ames, R.	HH	TCBA	15	14
	Camnitz, H.	BR	TCBA	15	14
	Cicotte, E.	GW	TCBA	15	16

The 30 players with the lowest Earned Run Average

Rank	Name	Tm	Lg	ERA	IP
1	Wood, J.	PR	TCBA	1.52	313.1
2	Gregg, V.	MI	TCBA	1.82	267.1
3	Bender, C.	BU	TCBA	2.00	225.1
4	Adams, B.	RT	TCBA	2.15	318.2
5	Collins, R.	BU	TCBA	2.19	226.0
6	Donovan, W.	BR	TCBA	2.27	198.2
7	Mathewson, C.	CL	TCBA	2.32	325.1
8	Ford, R.	HH	TCBA	2.34	262.0
9	Marquard, R.	BU	TCBA	2.34	322.2
10	Cole, K.	HP	TCBA	2.34	253.1
11	Johnson, W.	TU	TCBA	2.47	367.1
12	Sallee, S.	HP	TCBA	2.57	269.1
13	Brown, T.	PR	TCBA	2.60	283.2
14	Hamilton, E.	GW	TCBA	2.70	210.1
15	Suggs, G.	RT	TCBA	2.70	236.1
16	Fromme, A.	PR	TCBA	2.80	206.0
17	Plank, E.	TU	TCBA	2.80	295.2
18	Mullin, G.	WA	TCBA	2.86	261.0
19	Keefe, B.	HP	TCBA	2.92	234.0
20	Krause, H.	HP	TCBA	2.93	190.1
21	Walsh, E.	CS	TCBA	2.94	367.1
22	Richie, L.	MI	TCBA	2.95	256.1
23	Rucker, N.	LT	TCBA	2.98	310.2
24	Alexander, P.	BE	TCBA	3.12	340.0
25	Camnitz, H.	BR	TCBA	3.16	302.0
26	Crandall, D.	SO	TCBA	3.19	223.0
27	Leifield, L.	WA	TCBA	3.22	251.2
28	Pelty, B.	MI	TCBA	3.25	194.0
29	Reulbach, E.	MI	TCBA	3.26	204.0
30	Harmon, B.	SO	TCBA	3.27	245.0

The 30 players with the most Strikeouts

Rank	Name	Tm	Lg	SO	IP
1	Marquard, R.	BU	TCBA	269	322.2
2	Walsh, E.	CS	TCBA	238	367.1
3	Wood, J.	PR	TCBA	230	313.1
4	Johnson, W.	TU	TCBA	226	367.1
5	Rucker, N.	LT	TCBA	205	310.2
6	Alexander, P.	BE	TCBA	186	340.0
7	Adams, B.	RT	TCBA	156	318.2
8	Moore, E.	HH	TCBA	155	267.2
9	Morgan, C.	CS	TCBA	151	278.2
	Camnitz, H.	BR	TCBA	151	302.0
11	Brown, T.	PR	TCBA	145	283.2
	Coombs, J.	BR	TCBA	145	338.0
13	Scott, J.	RT	TCBA	144	226.2
14	Mathewson, C.	CL	TCBA	142	325.1
15	Harmon, B.	SO	TCBA	138	245.0
16	Groom, B.	WA	TCBA	132	234.2
17	Steele, B.	BE	TCBA	127	235.0
18	Drucke, L.	CS	TCBA	123	174.0
19	Ford, R.	HH	TCBA	121	262.0
20	Collins, R.	BU	TCBA	119	226.0
21	Ames, R.	HH	TCBA	118	219.2
22	Cicotte, E.	GW	TCBA	117	250.1
23	Lange, F.	LI	TCBA	116	174.1
24	Crandall, D.	SO	TCBA	114	223.0
25	Chalmers, G.	BE	TCBA	112	193.1
26	Golden, R.	LI	TCBA	111	143.2
27	Krapp, G.	HH	TCBA	110	215.1
	Gregg, V.	MI	TCBA	110	267.1
	Plank, E.	TU	TCBA	110	295.2
30	Cole, K.	HP	TCBA	98	253.1

The 31 players with the most Games Started

Rank	Name	Tm	Lg	GS	IP-s
1	Johnson, W.	TU	TCBA	47	362.0
2	Walsh, E.	CS	TCBA	45	361.1
3	Alexander, P.	BE	TCBA	44	337.2
4	Coombs, J.	BR	TCBA	43	337.0
5	Mathewson, C.	CL	TCBA	41	316.2
6	Rucker, N.	LT	TCBA	39	304.1
	Camnitz, H.	BR	TCBA	39	296.0
8	Marquard, R.	BU	TCBA	38	316.1
	Moore, E.	HH	TCBA	38	257.2
10	Adams, B.	RT	TCBA	37	317.2
	Plank, E.	TU	TCBA	37	284.0
12	Morgan, C.	CS	TCBA	36	278.2
13	Sallee, S.	HP	TCBA	35	261.2
14	Wood, J.	PR	TCBA	34	303.0
	Gaspar, H.	CS	TCBA	34	258.1
	Leifield, L.	WA	TCBA	34	249.0
	Steele, B.	BE	TCBA	34	227.0
	Harmon, B.	SO	TCBA	34	222.2
19	Gregg, V.	MI	TCBA	33	264.0
	Richie, L.	MI	TCBA	33	243.1
	Keefe, B.	HP	TCBA	33	224.1
	Barger, C.	WA	TCBA	33	219.0
23	Cole, K.	HP	TCBA	32	250.2
24	Brown, T.	PR	TCBA	31	258.1
	Mullin, G.	WA	TCBA	31	255.2
	Cicotte, E.	GW	TCBA	31	236.0
	Scott, J.	RT	TCBA	31	226.2

4 players tied at 30

The 30 players with the most Complete Games

Rank	Name	Tm	Lg	CG	GS
1	Marquard, R.	BU	TCBA	30	38
2	Wood, J.	PR	TCBA	29	34
	Walsh, E.	CS	TCBA	29	45
4	Adams, B.	RT	TCBA	28	37
5	Mathewson, C.	CL	TCBA	26	41
6	Alexander, P.	BE	TCBA	25	44
7	Morgan, C.	CS	TCBA	21	36
8	Suggs, G.	RT	TCBA	20	30
	Gregg, V.	MI	TCBA	20	33
	Rucker, N.	LT	TCBA	20	39
	Coombs, J.	BR	TCBA	20	43
12	Brown, T.	PR	TCBA	19	31
13	Collins, R.	BU	TCBA	17	25
	Mullin, G.	WA	TCBA	17	31
	Gaspar, H.	CS	TCBA	17	34
	Johnson, W.	TU	TCBA	17	47
17	Leifield, L.	WA	TCBA	16	34
	Sallee, S.	HP	TCBA	16	35
19	Cicotte, E.	GW	TCBA	15	31
	Richie, L.	MI	TCBA	15	33
21	Caldwell, R.	RT	TCBA	14	25
	Bender, C.	BU	TCBA	14	28
	Camnitz, H.	BR	TCBA	14	39
24	Hamilton, E.	GW	TCBA	13	20
	Scott, J.	RT	TCBA	13	31
	Cole, K.	HP	TCBA	13	32
27	Fromme, A.	PR	TCBA	12	25
	Ford, R.	HH	TCBA	12	30
	Keefe, B.	HP	TCBA	12	33
	Plank, E.	TU	TCBA	12	37

The 33 players with the most Shutouts

Rank	Name	Tm	Lg	SHO	GS
1	Gregg, V.	MI	TCBA	6	33
	Mathewson, C.	CL	TCBA	6	41
	Johnson, W.	TU	TCBA	6	47
4	Wood, J.	PR	TCBA	5	34
	Marquard, R.	BU	TCBA	5	38
6	Krause, H.	HP	TCBA	4	24
	Suggs, G.	RT	TCBA	4	30
	Cicotte, E.	GW	TCBA	4	31
	Sallee, S.	HP	TCBA	4	35
	Adams, B.	RT	TCBA	4	37
	Alexander, P.	BE	TCBA	4	44
12	Bender, C.	BU	TCBA	3	28
	Brown, T.	PR	TCBA	3	31
	Scott, J.	RT	TCBA	3	31
	Cole, K.	HP	TCBA	3	32
	Keefe, B.	HP	TCBA	3	33
	Walsh, E.	CS	TCBA	3	45

16 players tied at 2

**The 30 players with the
most Innings Pitched**

Rank	Name	Tm	Lg	IP	G
1	Walsh, E.	CS	TCBA	367.1	47
	Johnson, W.	TU	TCBA	367.1	49
3	Alexander, P.	BE	TCBA	340.0	45
4	Coombs, J.	BR	TCBA	338.0	44
5	Mathewson, C.	CL	TCBA	325.1	46
6	Marquard, R.	BU	TCBA	322.2	40
7	Adams, B.	RT	TCBA	318.2	38
8	Wood, J.	PR	TCBA	313.1	39
9	Rucker, N.	LT	TCBA	310.2	44
10	Camnitz, H.	BR	TCBA	302.0	43
11	Plank, E.	TU	TCBA	295.2	42
12	Brown, T.	PR	TCBA	283.2	44
13	Morgan, C.	CS	TCBA	278.2	36
14	Sallee, S.	HP	TCBA	269.1	41
15	Moore, E.	HH	TCBA	267.2	47
16	Gregg, V.	MI	TCBA	267.1	37
17	Gaspar, H.	CS	TCBA	262.0	38
	Ford, R.	HH	TCBA	262.0	57
19	Mullin, G.	WA	TCBA	261.0	35
20	Richie, L.	MI	TCBA	256.1	38
21	Cole, K.	HP	TCBA	253.1	36
22	Leifield, L.	WA	TCBA	251.2	36
23	Cicotte, E.	GW	TCBA	250.1	37
24	Harmon, B.	SO	TCBA	245.0	47
25	Suggs, G.	RT	TCBA	236.1	32
26	Steele, B.	BE	TCBA	235.0	39
27	Groom, B.	WA	TCBA	234.2	38
28	Keefe, B.	HP	TCBA	234.0	38
29	Scott, J.	RT	TCBA	226.2	31
30	Collins, R.	BU	TCBA	226.0	29

**The 30 players with the
highest Strikeouts Per 9 Innings**

Rank	Name	Tm	Lg	SO/9	IP
1	Marquard, R.	BU	TCBA	7.5	322.2
2	Golden, R.	LI	TCBA	7.0	143.2
3	Kahler, G.	MI	TCBA	6.7	80.2
4	Wood, J.	PR	TCBA	6.6	313.1
5	Drucke, L.	CS	TCBA	6.4	174.0
6	Lange, F.	LI	TCBA	6.0	174.1
7	Rucker, N.	LT	TCBA	5.9	310.2
8	O'Brien, B.	LT	TCBA	5.9	54.2
9	Benton, R.	HP	TCBA	5.8	57.0
10	Walsh, E.	CS	TCBA	5.8	367.1
11	Weaver, O.	BU	TCBA	5.7	84.2
12	Scott, J.	RT	TCBA	5.7	226.2
13	Hall, B.	RT	TCBA	5.7	55.2
	Young, C.	TU	TCBA	5.7	55.2
15	Johnson, W.	TU	TCBA	5.5	367.1
16	Hovlik, J.	MI	TCBA	5.3	54.1
17	Chalmers, G.	BE	TCBA	5.2	193.1
18	Moore, E.	HH	TCBA	5.2	267.2
19	Vaughn, H.	CL	TCBA	5.1	141.2
20	Harmon, B.	SO	TCBA	5.1	245.0
21	Groom, B.	WA	TCBA	5.1	234.2
22	Tyler, L.	BE	TCBA	5.0	73.2
23	Alexander, P.	BE	TCBA	4.9	340.0
24	Morgan, C.	CS	TCBA	4.9	278.2
25	Steele, B.	BE	TCBA	4.9	235.0
26	Ames, R.	HH	TCBA	4.8	219.2
27	Collins, R.	BU	TCBA	4.7	226.0
28	Leonard, E.	LI	TCBA	4.7	152.2
29	Baker, J.	BU	TCBA	4.7	100.1
30	Boyd, R.	MI	TCBA	4.6	54.2

**The 30 players with the
lowest Walks Per 9 Innings**

Rank	Name	Tm	Lg	BB/9	IP
1	Adams, B.	RT	TCBA	1.5	318.2
2	Mathewson, C.	CL	TCBA	1.6	325.1
3	White, D.	SO	TCBA	1.9	222.1
4	Powell, J.	MI	TCBA	1.9	144.2
5	Crandall, D.	SO	TCBA	1.9	223.0
6	Falkenberg, C.	LT	TCBA	2.0	122.2
7	Walker, D.	SO	TCBA	2.0	151.1
8	Mogridge, G.	LI	TCBA	2.1	73.1
9	Johnson, W.	TU	TCBA	2.2	367.1
10	Keefe, B.	HP	TCBA	2.2	234.0
11	Perdue, H.	LI	TCBA	2.2	104.2
12	Young, C.	TU	TCBA	2.3	55.2
13	Burns, B.	TU	TCBA	2.3	87.0
14	Sallee, S.	HP	TCBA	2.3	269.1
15	Wood, J.	PR	TCBA	2.3	313.1
16	Olmstead, F.	HP	TCBA	2.3	65.2
17	Ferry, J.	TU	TCBA	2.3	96.0
18	Brown, T.	PR	TCBA	2.3	283.2
19	Leifield, L.	WA	TCBA	2.4	251.2
20	Smith, F.	BR	TCBA	2.4	164.2
21	Collins, R.	BU	TCBA	2.4	226.0
22	Hamilton, E.	GW	TCBA	2.5	210.1
23	Quinn, J.	SO	TCBA	2.5	133.2
24	Lake, J.	LT	TCBA	2.5	198.0
25	Marquard, R.	BU	TCBA	2.5	322.2
26	Suggs, G.	RT	TCBA	2.5	236.1
27	Gaspar, H.	CS	TCBA	2.5	262.0
28	Harkness, S.	GW	TCBA	2.5	92.0
29	Ragan, P.	TU	TCBA	2.6	98.1
30	Camnitz, H.	BR	TCBA	2.6	302.0

The 30 players with the highest Strikeouts to Walks

Rank	Name	Tm	Lg	SO/BB	IP
1	Adams, B.	RT	TCBA	3.0	318.2
2	Marquard, R.	BU	TCBA	3.0	322.2
3	Wood, J.	PR	TCBA	2.8	313.1
4	Mathewson, C.	CL	TCBA	2.3	325.1
5	Falkenberg, C.	LT	TCBA	2.2	122.2
6	Crandall, D.	SO	TCBA	2.2	223.0
7	Johnson, W.	TU	TCBA	2.1	367.1
8	Rucker, N.	LT	TCBA	2.1	310.2
9	Walsh, E.	CS	TCBA	2.0	367.1
	Collins, R.	BU	TCBA	2.0	226.0
11	Young, C.	TU	TCBA	1.9	55.2
12	Brown, T.	PR	TCBA	1.9	283.2
13	Hovlik, J.	MI	TCBA	1.8	54.1
14	Harkness, S.	GW	TCBA	1.8	92.0
15	Scott, J.	RT	TCBA	1.7	226.2
16	Perdue, H.	LI	TCBA	1.7	104.2
17	Camnitz, H.	BR	TCBA	1.7	302.0
18	Kahler, G.	MI	TCBA	1.7	80.2
19	White, D.	SO	TCBA	1.7	222.1
20	Keefe, B.	HP	TCBA	1.6	234.0
21	O'Brien, B.	LT	TCBA	1.5	54.2
22	Ames, R.	HH	TCBA	1.5	219.2
23	Olmstead, F.	HP	TCBA	1.4	65.2
24	Ford, R.	HH	TCBA	1.4	262.0
25	Bender, C.	BU	TCBA	1.4	225.1
26	Hamilton, E.	GW	TCBA	1.4	210.1
27	Walker, D.	SO	TCBA	1.4	151.1
28	Caldwell, R.	RT	TCBA	1.4	183.1
29	Steele, B.	BE	TCBA	1.3	235.0
30	Wiltse, H.	SO	TCBA	1.3	174.0

The 32 players with the most Games Played

Rank	Name	Tm	Lg	G	IP
1	Ford, R.	HH	TCBA	57	262.0
	Ferry, J.	TU	TCBA	57	96.0
3	Crandall, D.	SO	TCBA	56	223.0
4	Burns, B.	TU	TCBA	55	87.0
5	Johnson, W.	TU	TCBA	49	367.1
	Blanding, F.	LT	TCBA	49	136.1
7	Ragan, P.	TU	TCBA	48	98.1
8	Walsh, E.	CS	TCBA	47	367.1
	Moore, E.	HH	TCBA	47	267.2
	Harmon, B.	SO	TCBA	47	245.0
	White, D.	SO	TCBA	47	222.1
12	Mathewson, C.	CL	TCBA	46	325.1
13	Alexander, P.	BE	TCBA	45	340.0
	Quinn, J.	SO	TCBA	45	133.2
	Humphries, B.	SO	TCBA	45	77.1
16	Coombs, J.	BR	TCBA	44	338.0
	Rucker, N.	LT	TCBA	44	310.2
	Brown, T.	PR	TCBA	44	283.2
	George, L.	HH	TCBA	44	89.2
20	Camnitz, H.	BR	TCBA	43	302.0
21	Plank, E.	TU	TCBA	42	295.2
	Ames, R.	HH	TCBA	42	219.2
23	Sallee, S.	HP	TCBA	41	269.1
	Wiltse, H.	SO	TCBA	41	174.0
	Pfeffer, B.	LI	TCBA	41	87.1
26	Marquard, R.	BU	TCBA	40	322.2
	Leonard, E.	LI	TCBA	40	152.2
	Hall, S.	HH	TCBA	40	121.0
	Young, C.	TU	TCBA	40	55.2

3 players tied at 39

The 33 players with the most Games Finished

Rank	Name	Tm	Lg	GF	GIR
1	Blanding, F.	LT	TCBA	30	39
2	Burke, B.	CS	TCBA	29	33
3	Toney, F.	BE	TCBA	28	35
	Lowdermilk, L.	RT	TCBA	28	37
5	Ragan, P.	TU	TCBA	26	38
6	Wood, W.	BR	TCBA	25	30
7	Pfeffer, B.	LI	TCBA	23	38
8	Ford, R.	HH	TCBA	22	27
9	Nagle, J.	WA	TCBA	21	31
	Boyd, R.	MI	TCBA	21	36
	Burns, B.	TU	TCBA	21	48
12	Covington, T.	GW	TCBA	20	24
	West, H.	CS	TCBA	20	24
	Crandall, D.	SO	TCBA	20	29
	Dent, E.	SO	TCBA	20	34
	George, L.	HH	TCBA	20	41
17	Sherry, F.	CL	TCBA	19	21
	Quinn, J.	SO	TCBA	19	37
	Humphries, B.	SO	TCBA	19	38
20	Burk, S.	BE	TCBA	18	34
21	Weaver, O.	BU	TCBA	17	22
	Young, C.	TU	TCBA	17	40
23	Killilay, J.	HH	TCBA	16	27
	Curtis, C.	MI	TCBA	16	33
25	Olmstead, F.	HP	TCBA	15	24
	Hogg, B.	WA	TCBA	15	25

7 players tied at 14



U-TCB912 - TCBA Origins 1911 ...

The 34 players with the most Saves

Rank	Name	Tm	Lg	SV	SOPP
1	Wood, W.	BR	TCBA	24	82.8
2	Ford, R.	HH	TCBA	12	85.7
3	Toney, F.	BE	TCBA	8	80.0
	Crandall, D.	SO	TCBA	8	66.7
	Boyd, R.	MI	TCBA	8	50.0
	Dent, E.	SO	TCBA	8	50.0
7	Benz, J.	RT	TCBA	7	70.0
8	Ragan, P.	TU	TCBA	6	50.0
	Slapnicka, C.	HP	TCBA	6	50.0
10	Hendrix, C.	LT	TCBA	5	100.0
	Lowdermilk, L.	RT	TCBA	5	71.4
	Swindell, J.	TU	TCBA	5	62.5
	Ferry, J.	TU	TCBA	5	41.7
14	Blanding, F.	LT	TCBA	4	66.7
	Covington, T.	GW	TCBA	4	66.7
	Mitchell, R.	LT	TCBA	4	66.7
	Quinn, J.	SO	TCBA	4	66.7
	Brown, T.	PR	TCBA	4	50.0
	Hovlik, J.	MI	TCBA	4	44.4
	Smith, C.	HP	TCBA	4	44.4
	Benton, R.	HP	TCBA	4	40.0

13 players tied at 3

U-TCB912 - TCBA Origins 1911 ...

The 70 players with the most Holds

Rank	Name	Tm	Lg	HLD	GIR
1	Dent, E.	SO	TCBA	8	34
2	Humphries, B.	SO	TCBA	5	38
	Burns, B.	TU	TCBA	5	48
4	Hawk, E.	SO	TCBA	4	27
	Young, C.	TU	TCBA	4	40
6	Harkness, S.	GW	TCBA	3	16
	Karger, E.	TU	TCBA	3	17
	Robinson, H.	TU	TCBA	3	21
	Richter, R.	MI	TCBA	3	23
	Hovlik, J.	MI	TCBA	3	29
	Kahler, G.	MI	TCBA	3	31
12	Cheney, L.	BR	TCBA	2	5
	Fisher, R.	TU	TCBA	2	11
	Walker, D.	SO	TCBA	2	20
	Allison, M.	TU	TCBA	2	22
	Smith, C.	HP	TCBA	2	22
	Olmstead, F.	HP	TCBA	2	24
	Donnelly, E.	HP	TCBA	2	27
	Killilay, J.	HH	TCBA	2	27
	Crandall, D.	SO	TCBA	2	29
	Boyd, R.	MI	TCBA	2	36
	Quinn, J.	SO	TCBA	2	37
	Pfeffer, B.	LI	TCBA	2	38
	George, L.	HH	TCBA	2	41
	Ferry, J.	TU	TCBA	2	51

45 players tied at 1

U-TCB912 - TCBA Origins 19...

The 71 players with the most Blown Saves

Rank	Name	Tm	Lg	BS	GIR
1	Boyd, R.	MI	TCBA	5	36
	Pfeffer, B.	LI	TCBA	5	38
	Ragan, P.	TU	TCBA	5	38
4	Slapnicka, C.	HP	TCBA	4	22
	Wood, W.	BR	TCBA	4	30
6	Brown, T.	PR	TCBA	3	13
	Knetzer, E.	BR	TCBA	3	15
	Ames, R.	HH	TCBA	3	17
	White, D.	SO	TCBA	3	17
	Smith, C.	HP	TCBA	3	22
	Donnelly, E.	HP	TCBA	3	27
12	Rucker, N.	LT	TCBA	2	5
	Brockett, L.	BU	TCBA	2	10
	Raymond, B.	BU	TCBA	2	10
	Gray, D.	CL	TCBA	2	13
	Lafitte, E.	LI	TCBA	2	16
	Works, R.	PR	TCBA	2	16
	Benz, J.	RT	TCBA	2	17
	Danforth, D.	WA	TCBA	2	21
	Benton, R.	HP	TCBA	2	24
	Swindell, J.	TU	TCBA	2	26
	Hawk, E.	SO	TCBA	2	27
	Crandall, D.	SO	TCBA	2	29
	Hovlik, J.	MI	TCBA	2	29
	Nagle, J.	WA	TCBA	2	31
	Toney, F.	BE	TCBA	2	35
	Lowdermilk, L.	RT	TCBA	2	37
	Ferry, J.	TU	TCBA	2	51

43 players tied at 1

fielding





Mimosa's Barney Peltz won the Gold Glove at pitcher with 73 perfect chances. Earl Hamilton (56) and Smoky Joe Wood (53) were runners up. Fred Beebe and Earl Yingling each had 42 chances. George Bell (40), Jack Quinn (38) and Big Jeff Pfeffer (33) also fielded 1.000 this year.

The 10 players with the highest Fielding Average at Pitcher				
Name	Tm	Lg	FLD	INN
Wood, J.	PR	TCBA	1.000	313.1
Hamilton, E.	GW	TCBA	1.000	210.1
Peltz, B.	MI	TCBA	1.000	194.0
Beebe, F.	GW	TCBA	1.000	154.2
Bell, G.	GW	TCBA	1.000	134.0
Quinn, J.	SO	TCBA	1.000	133.2
Yingling, E.	CL	TCBA	1.000	118.2
Pfeffer, B.	LI	TCBA	1.000	87.1
Plank, E.	TU	TCBA	.989	295.2
Richie, L.	MI	TCBA	.987	256.1

Jimmy Archer, of Bradenton, won the Gold Glove at catcher and was runner-up in both OSBA and fielding pct (George Gibson led in pct, Billy Sullivan in OSBA) for an 18 point total



StatMaster v5.75

Select Reports Multi Options Window Help

U-TCB912 - TCBA Origins 1911 MLB - Fielding Leaders

The 10 players with the highest Fielding Average at Catcher

Rank	Name	Tm	Lg	FLD	INN
1	Gibson, G.	LT	TCBA	.994	957.2
2	Archer, J.	BR	TCBA	.991	796.1
3	Street, G.	BR	TCBA	.984	583.1
4	Carrigan, B.	CS	TCBA	.983	606.0
5	Sullivan, B.	HP	TCBA	.981	642.1
6	Meyers, C.	PR	TCBA	.977	898.1
7	McLean, L.	TU	TCBA	.970	607.1
8	Stanage, O.	SO	TCBA	.970	1092.0
9	Rariden, B.	HH	TCBA	.962	673.0
10	Sweeney, J.	RT	TCBA	.961	1090.1

U-TCB912 - TCBA Origins 1911 MLB - Fielding Leaders

The 10 players with the lowest Opposition Stolen Base Average at Catcher

Rank	Name	Tm	Lg	OSBA	INN
1	Sullivan, B.	HP	TCBA	.588	642.1
2	Archer, J.	BR	TCBA	.735	796.1
3	Sweeney, J.	RT	TCBA	.759	1090.1
4	Stanage, O.	SO	TCBA	.841	1092.0
5	McLean, L.	TU	TCBA	.845	607.1
6	Carrigan, B.	CS	TCBA	.876	606.0
7	Gibson, G.	LT	TCBA	.902	957.2
8	Street, G.	BR	TCBA	.910	583.1
9	Bliss, J.	WA	TCBA	.998	649.1
10	Rariden, B.	HH	TCBA	1.016	673.0



**Grand Rapids' Ed
Konetchy won the
Gold Glove at 1st
base with a .998
Fielding Average.**

StatMaster v5.75

Select Reports Multi Options Window Help

U-TCB912 - TCBA Origins 1911 MLB - Fielding Leaders

The 10 players with the highest Fielding Average at First Base					
Rank	Name	Tm	Lg	FLD	INN
1	Konetchy, E.	GW	TCBA	.998	1371.2
2	McInnis, S.	HH	TCBA	.996	962.1
3	Hoblitzell, D.	MI	TCBA	.995	1365.0
4	Merkle, F.	BU	TCBA	.994	1228.1
5	Lajoie, N.	BR	TCBA	.994	638.0
6	Chase, H.	HP	TCBA	.993	1132.2
7	Daubert, J.	LI	TCBA	.991	1239.2
8	Luderus, F.	TU	TCBA	.987	1220.1
9	Tenney, F.	LT	TCBA	.986	853.1
10	Delahanty, J.	SO	TCBA	.986	1091.0



Long Island's Bill Sweeney won the Gold Glove at 2nd base with 17 of 20 possible points, leading the league in fielding pct as well.

The 10 players with the highest Fielding Average at Second Base

Rank	Name	Tm	Lg	FLD	INN
1	Sweeney, B.	LI	TCBA	.984	1191.0
2	Hummel, J.	TU	TCBA	.980	982.1
3	Knabe, O.	GW	TCBA	.980	1299.0
4	McConnell, A.	BU	TCBA	.975	724.1
5	Egan, D.	MI	TCBA	.974	1277.1
6	Huggins, M.	WA	TCBA	.972	1131.2
7	Collins, E.	CL	TCBA	.970	1125.1
8	Ball, N.	BE	TCBA	.969	807.2
9	Tannehill, L.	RT	TCBA	.969	891.0
10	Doyle, L.	SO	TCBA	.963	1127.2

U-TCB912 - TCBA Origins 1911 MLB - Fielding Leaders

The 10 players with the highest Range at Second Base

Rank	Name	Tm	Lg	RNG	INN
1	Ball, N.	BE	TCBA	6.02	807.2
2	Huggins, M.	WA	TCBA	5.88	1131.2
3	Collins, E.	CL	TCBA	5.71	1125.1
4	Sweeney, B.	LI	TCBA	5.71	1191.0
5	Doyle, L.	SO	TCBA	5.67	1127.2
6	Knabe, O.	GW	TCBA	5.65	1299.0
7	Elberfeld, K.	BR	TCBA	5.49	1027.0
8	Tannehill, L.	RT	TCBA	5.35	891.0
9	Flanagan, B.	PR	TCBA	5.27	1218.2
10	Miller, D.	CS	TCBA	5.24	1113.2

11:57 AM U-TCB912 TCBA Origins 1911 MLB

Bradenton's Heinie Zimmerman was the unanimous choice for the Gold Glove at 3rd base, leading the league in both fielding pct and range for a perfect 20 point total



The 10 players with the highest Fielding Average at Third Base

Rank	Name	Tm	Lg	FLD	INN
1	Zimmerman, H.	BR	TCBA	.963	1088.1
2	Lober, H.	HH	TCBA	.958	1140.0
3	Austin, J.	BU	TCBA	.957	1293.1
4	Grant, E.	LT	TCBA	.941	1243.1
5	Lord, H.	HP	TCBA	.932	1211.2
6	Mowrey, M.	WA	TCBA	.930	951.1
7	Baker, H.	SO	TCBA	.924	1248.2
8	Gardner, L.	BE	TCBA	.919	1059.2
9	Birmingham, J.	MI	TCBA	.918	698.2
10	Yerkes, S.	RT	TCBA	.915	693.1

U-TCB912 - TCBA Origins 1911 MLB - Fielding Leaders

The 10 players with the highest Range at Third Base

Rank	Name	Tm	Lg	RNG	INN
1	Zimmerman, H.	BR	TCBA	2.79	1088.1
2	Mowrey, M.	WA	TCBA	2.65	951.1
3	Baker, H.	SO	TCBA	2.63	1248.2
4	Lord, H.	HP	TCBA	2.53	1211.2
5	Austin, J.	BU	TCBA	2.51	1293.1
6	Doyle, J.	CL	TCBA	2.45	1054.1
7	Birmingham, J.	MI	TCBA	2.45	698.2
8	Gardner, L.	BE	TCBA	2.42	1059.2
9	Byrne, B.	PR	TCBA	2.41	1364.0
10	Grant, E.	LT	TCBA	2.30	1243.1



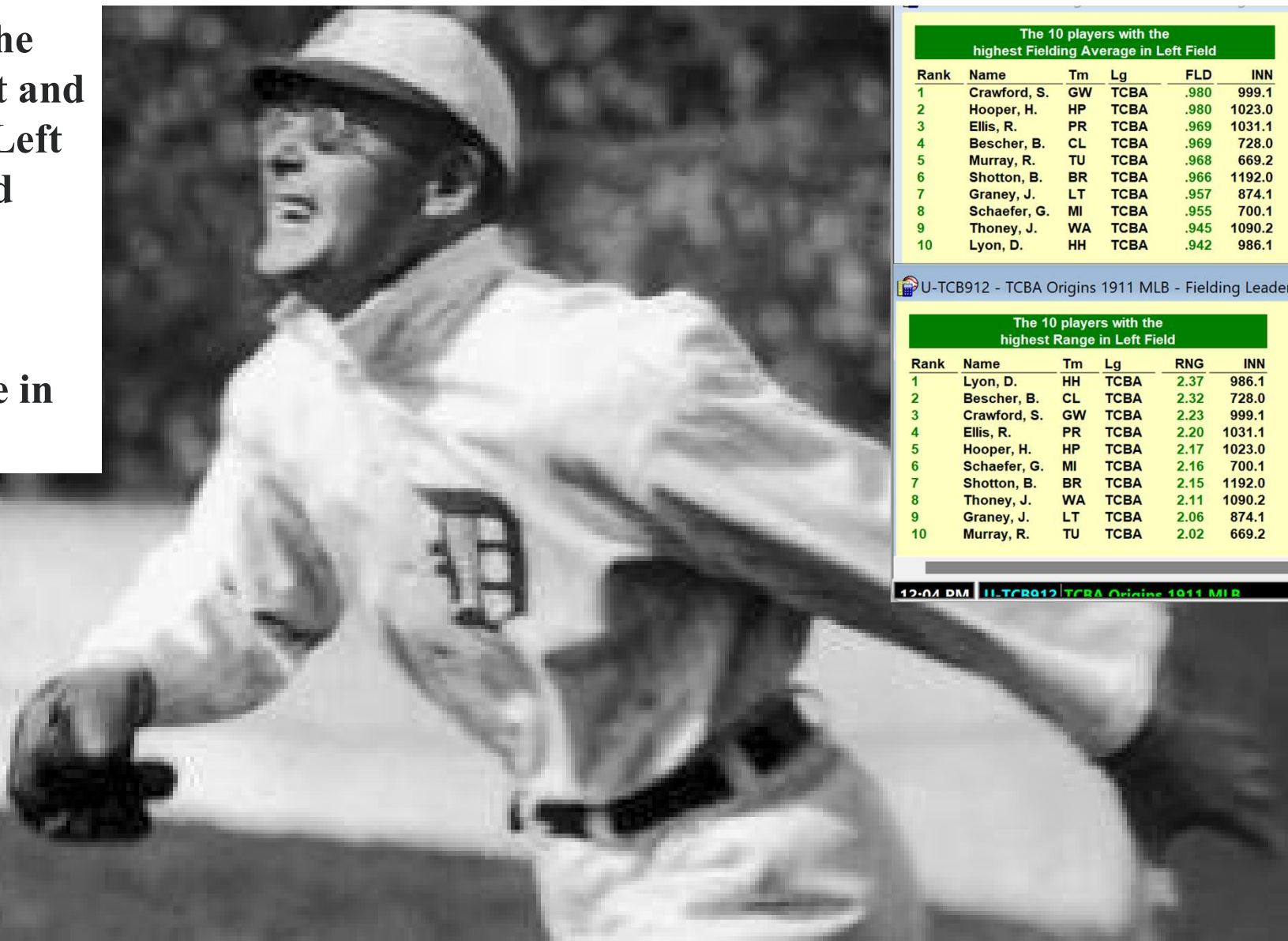
The 10 players with the highest Fielding Average at Shortstop					
Rank	Name	Tm	Lg	FLD	INN
1	McBride, G.	BU	TCBA	.973	1313.0
2	Tinker, J.	PR	TCBA	.971	1183.2
3	Barry, J.	RT	TCBA	.954	1015.2
4	Bush, D.	CS	TCBA	.951	1334.0
5	Doolan, M.	SO	TCBA	.950	1162.0
6	Herzog, B.	LI	TCBA	.939	823.1
7	Wood, W.	BR	TCBA	.931	926.1
8	Bridwell, A.	CL	TCBA	.928	1031.0
9	Wagner, H.	WA	TCBA	.927	1012.0
10	Hartzell, R.	HP	TCBA	.924	885.0

U-TCB912 - TCBA Origins 1911 MLB - Fielding Lead

The 10 players with the highest Range at Shortstop					
Rank	Name	Tm	Lg	RNG	INN
1	Herzog, B.	LI	TCBA	6.27	823.1
2	Tinker, J.	PR	TCBA	5.96	1183.2
3	Olson, I.	MI	TCBA	5.96	1030.1
4	Bridwell, A.	CL	TCBA	5.93	1031.0
5	Bush, D.	CS	TCBA	5.90	1334.0
6	Wagner, H.	WA	TCBA	5.76	1012.0
7	Zinn, G.	TU	TCBA	5.74	619.2
8	Downey, T.	LT	TCBA	5.71	833.2
9	Doolan, M.	SO	TCBA	5.69	1162.0
10	Barry, J.	RT	TCBA	5.64	1015.2

**Shortstop Joe
Tinker won a Gold
Glove with
Pittsburgh, finishing
2nd in both range
and fielding for an
18 point total**

Sam Crawford led the league in fielding pct and totaled 18 points in Left Field to win the Gold Glove for Grand Rapids. It's worth noting that DOC LYON led the league in RANGE!



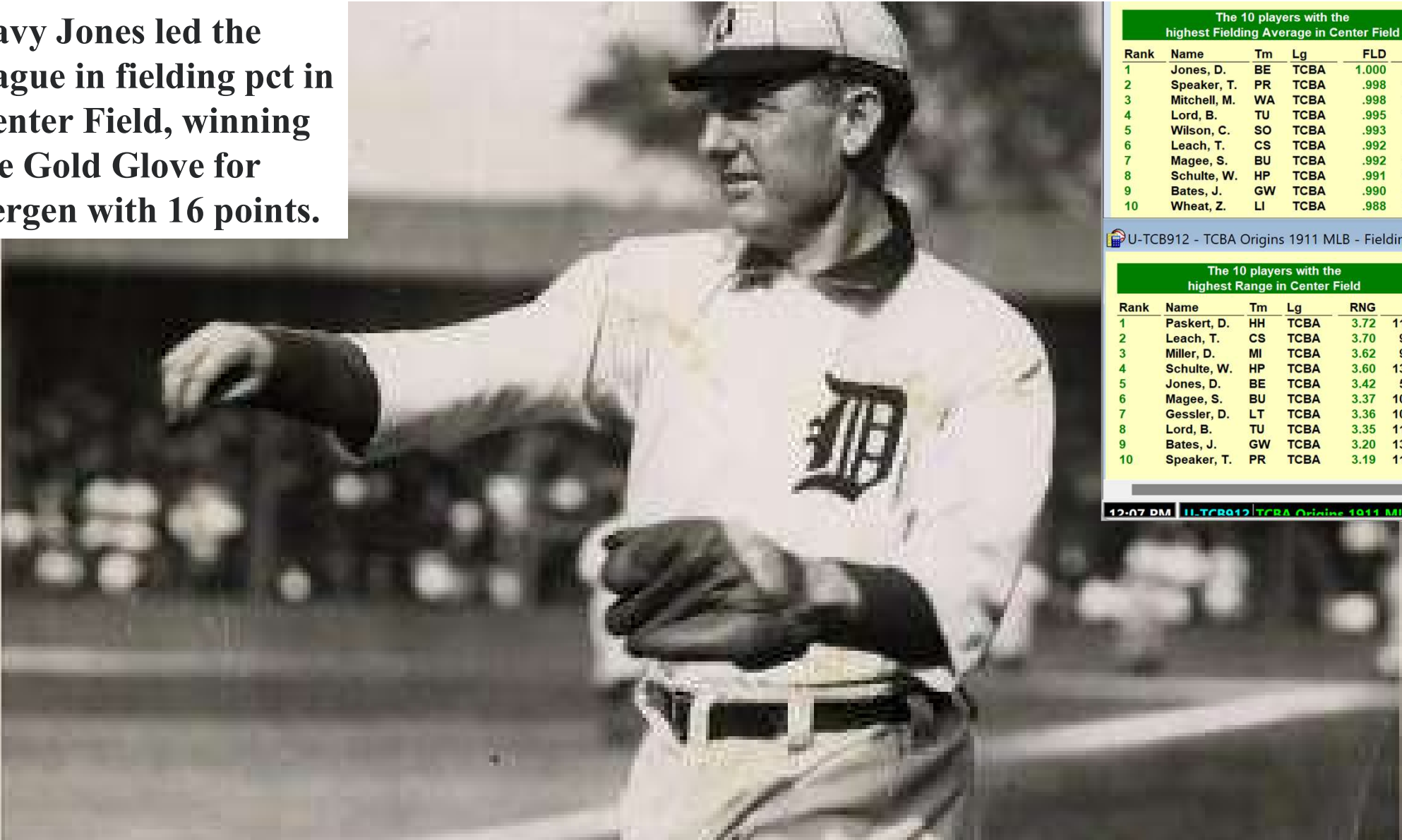
The 10 players with the highest Fielding Average in Left Field					
Rank	Name	Tm	Lg	FLD	INN
1	Crawford, S.	GW	TCBA	.980	999.1
2	Hooper, H.	HP	TCBA	.980	1023.0
3	Ellis, R.	PR	TCBA	.969	1031.1
4	Bescher, B.	CL	TCBA	.969	728.0
5	Murray, R.	TU	TCBA	.968	669.2
6	Shotton, B.	BR	TCBA	.966	1192.0
7	Graney, J.	LT	TCBA	.957	874.1
8	Schaefer, G.	MI	TCBA	.955	700.1
9	Thoney, J.	WA	TCBA	.945	1090.2
10	Lyon, D.	HH	TCBA	.942	986.1

U-TCB912 - TCBA Origins 1911 MLB - Fielding Leaders

The 10 players with the highest Range in Left Field					
Rank	Name	Tm	Lg	RNG	INN
1	Lyon, D.	HH	TCBA	2.37	986.1
2	Bescher, B.	CL	TCBA	2.32	728.0
3	Crawford, S.	GW	TCBA	2.23	999.1
4	Ellis, R.	PR	TCBA	2.20	1031.1
5	Hooper, H.	HP	TCBA	2.17	1023.0
6	Schaefer, G.	MI	TCBA	2.16	700.1
7	Shotton, B.	BR	TCBA	2.15	1192.0
8	Thoney, J.	WA	TCBA	2.11	1090.2
9	Graney, J.	LT	TCBA	2.06	874.1
10	Murray, R.	TU	TCBA	2.02	669.2

12-04 DM 11-TCB912 TCBA Origins 1911 MLB

Davy Jones led the league in fielding pct in Center Field, winning the Gold Glove for Bergen with 16 points.

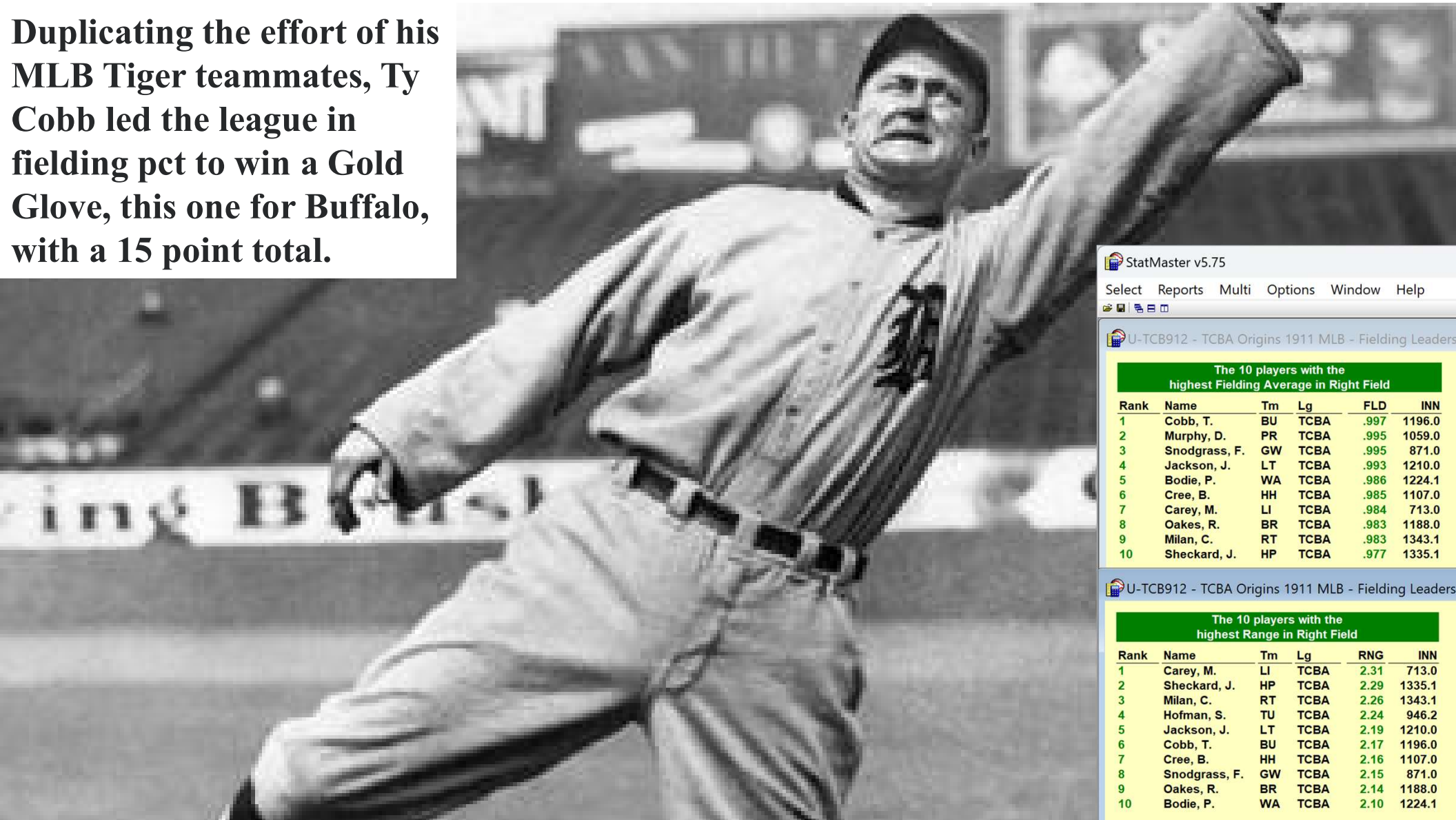


The 10 players with the highest Fielding Average in Center Field					
Rank	Name	Tm	Lg	FLD	INN
1	Jones, D.	BE	TCBA	1.000	587.1
2	Speaker, T.	PR	TCBA	.998	1194.0
3	Mitchell, M.	WA	TCBA	.998	1188.1
4	Lord, B.	TU	TCBA	.995	1137.2
5	Wilson, C.	SO	TCBA	.993	846.1
6	Leach, T.	CS	TCBA	.992	928.2
7	Magee, S.	BU	TCBA	.992	1003.1
8	Schulte, W.	HP	TCBA	.991	1340.0
9	Bates, J.	GW	TCBA	.990	1335.0
10	Wheat, Z.	LI	TCBA	.988	1172.0

U-TCB912 - TCBA Origins 1911 MLB - Fielding Lead

The 10 players with the highest Range in Center Field					
Rank	Name	Tm	Lg	RNG	INN
1	Paskert, D.	HH	TCBA	3.72	1178.1
2	Leach, T.	CS	TCBA	3.70	928.2
3	Miller, D.	MI	TCBA	3.62	954.2
4	Schulte, W.	HP	TCBA	3.60	1340.0
5	Jones, D.	BE	TCBA	3.42	587.1
6	Magee, S.	BU	TCBA	3.37	1003.1
7	Gessler, D.	LT	TCBA	3.36	1083.0
8	Lord, B.	TU	TCBA	3.35	1137.2
9	Bates, J.	GW	TCBA	3.20	1335.0
10	Speaker, T.	PR	TCBA	3.19	1194.0

Duplicating the effort of his MLB Tiger teammates, Ty Cobb led the league in fielding pct to win a Gold Glove, this one for Buffalo, with a 15 point total.



StatMaster v5.75
Select Reports Multi Options Window Help


U-TCB912 - TCBA Origins 1911 MLB - Fielding Leaders

Rank	Name	Tm	Lg	FLD	INN
1	Cobb, T.	BU	TCBA	.997	1196.0
2	Murphy, D.	PR	TCBA	.995	1059.0
3	Snodgrass, F.	GW	TCBA	.995	871.0
4	Jackson, J.	LT	TCBA	.993	1210.0
5	Bodie, P.	WA	TCBA	.986	1224.1
6	Cree, B.	HH	TCBA	.985	1107.0
7	Carey, M.	LI	TCBA	.984	713.0
8	Oakes, R.	BR	TCBA	.983	1188.0
9	Milan, C.	RT	TCBA	.983	1343.1
10	Sheckard, J.	HP	TCBA	.977	1335.1

U-TCB912 - TCBA Origins 1911 MLB - Fielding Leaders

Rank	Name	Tm	Lg	RNG	INN
1	Carey, M.	LI	TCBA	2.31	713.0
2	Sheckard, J.	HP	TCBA	2.29	1335.1
3	Milan, C.	RT	TCBA	2.26	1343.1
4	Hofman, S.	TU	TCBA	2.24	946.2
5	Jackson, J.	LT	TCBA	2.19	1210.0
6	Cobb, T.	BU	TCBA	2.17	1196.0
7	Cree, B.	HH	TCBA	2.16	1107.0
8	Snodgrass, F.	GW	TCBA	2.15	871.0
9	Oakes, R.	BR	TCBA	2.14	1188.0
10	Bodie, P.	WA	TCBA	2.10	1224.1

1912 GOLD GLOVE WINNERS: P-Barney Peltz, MI C-Jimmy Archer, BR 1B-Ed Konetchy, GW 2B-Bill Sweeney, LI 3B-Heinie Zimmerman, BR SS-Joe Tinker, PR LF-Sam Crawford, GW CF-Davy Jones, BE RF-Ty Cobb, BU



A baseball is positioned in the background, centered behind the text. It is a standard white baseball with red stitching.

BASEBALL PLAYOFFS

1912

SEMI

FINAL

**MAHLEY DIVISION CHAMPS
SOUTH STARRUCCA
AINSPANS**

VS

**KIRWIN DIVISION CHAMPS
TURIN MOUNTAINEERS**



In a way, it was a David vs Goliath kind of matchup, at least on paper: the #1 seed South Starrucca Ainspans rolled into the playoffs with a record of 107-47, and the league's best offense by a country mile. The Ainspans hit .308/.376/.426 during the regular season, averaging more than 7 runs per game. Turin squeaked into the dance with a Game 155 win in 16 innings against Buffalo, and that game would hold Walter Johnson's availability to two starts, and he would not be available until Game 3. Turin finished more than 20 games worse than Starrucca, 86-69, and even though Turin posted a better ERA than the Ainspans, 3.38 to 3.72, the offense was just so-so, slashing .260/.327/.358.

However, heading into the series, the Ainspans made it clear that they were concerned about the venerable lefty co-ace of Turin, Eddie Plank, who was looking to return to the World Series 10 seasons after he carried Turin on his back to the 1902 title. With all of the big bats on the Starrucca side (save Delahanty) coming from the left, Plank had the potential to be a difference-maker, and he would get the ball in Game 1. Doc Crandall opposed him for the Ainspans.

Game 1: (Plank v Crandall)

Turin threatened in the top of the first, putting two on with two out, but Crandall retired Hummel to end the inning. Then, South Starrucca's offense made a big opening statement, even against Plank, with a leadoff double by Devore, a walk to Wolter, and then, after two outs, a huge 2-run double by Home Run Baker. Plank struggled to make it through the first inning, and Turin trailed 2-0.

However, amazingly, Plank then submitted four straight perfect innings to bring the game to the top of the sixth with that same score. Frank LaPorte's 1-out double against Crandall gave Turin a ray of hope, and Fred Luderus singled home LaPorte with two outs to get the Mountaineers on the board, 2-1.

Plank finally allowed a baserunner in the bottom of the sixth, and it was trouble, a 1-out triple by Laughin' Larry Doyle. But Delahanty then hit a fly to right that was described as "not deep", and the Ainspans just couldn't pull the trigger on Doyle with Baker coming up next. But, on the other hand, Baker didn't come up next, as Turin walked him to face Chief Wilson, who grounded out to end the frame.

Turin loaded the bases in the top of the seventh with only one out for Red Murray, but Crandall came through with a huge strikeout of the Turin leadoff man before getting LaPorte to ground out. It seemed to be the last good chance for Turin. However, in the very next inning, Bris Lord began with a single, stole second, and for the first time, but not the last time, Starrucca intentionally walked Luderus with a man on second to face Hummel. Hummel failed to get a bunt down, and that forced Turin to pull Red Dooiin off the bench. The ex-Ainspan could only hit a grounder to Baker that became a fielder's choice at second. But Solly Hofman, an unsung hero, blasted the next pitch into right field, scoring Lord from third and tying the game at 2-2.

Turin loaded the bases in the top of the seventh with only one out for Red Murray, but Crandall came through with a huge strikeout of the Turin leadoff man before getting LaPorte to ground out. It seemed to be the last good chance for Turin. However, in the very next inning, Bris Lord began with a single, stole second, and for the first time, but not the last time, Starrucca intentionally walked Luderus with a man on second to face Hummel. Hummel failed to get a bunt down, and that forced Turin to pull Red Doo in off the bench. The ex-Ainspan could only hit a grounder to Baker that became a fielder's choice at second. But Solly Hofman, an unsung hero, blasted the next pitch into right field, scoring Lord from third and tying the game at 2-2.

Plank continued to roll, retiring the Ainspans in the eighth and ninth, and we went to the tenth in Game 1, still tied 2-2. An error by Stanage allowed Lord to reach as the leadoff man, and Lord again stole second. The Ainspans again walked Luderus in favor of Hummel, who this time did get the bunt down. The Ainspans then walked their old catcher, loading the bases with one out for Hofman. And - Hofman came through again, this time with a long fly ball to center field that just barely scored Lord from third with the go-ahead run. That forced Crandall from the game in favor of Humphries, and his first act was to issue the third intentional pass of the inning, of Heinie Wagner, bringing up Plank's spot with the bases loaded and two out. Perhaps unexpectedly, Turin left Plank in to hit, and even more unexpectedly, Plank drove a single down the left field line, blowing the game open.

Turin led 6-2 when Plank took the hill again for the bottom of the tenth to finish a gem, and he did it, retiring the Ainspans in order for a come-from-behind extra-inning Game 1 win for the visitors.

TU 6 9 0
SO 2 5 2 (10 inn)

Game 2: (Ragan v White)

Turin didn't have high hopes for this one, as #3 starter Pat Ragan would be on a short leash, and the potential for the Ainspan offense to unload was high. However, Turin was the first team on the board, in the top of the second, when singles by McLean, Wagner, and Baumann to start the frame loaded the sacks with none out. Hofman's fly ball was not deep enough, and then it looked even bleaker when Padre Pio grounded back to White, but the good friar said a quick prayer, and White got flustered and could only get the out at first. Turin led, 1-0. Then, with the pitcher up, Turin said, "Why not?" and sent Wagner on a steal of home. He made it, and Turin led, 2-0.

All of that was exciting, but it didn't last long. Ragan carried the 2-0 lead to the bottom of the third, where he promptly dropped it, smashing it into a million pieces. Devore singled, Wolter doubled him home, Doyle walked. Delahanty made the second out on a strikeout, but Ragan hit Baker to load the bases, and then the floodgate of bloop singles began. Wilson's bloop made it 3-2. Stanage's, 4-2. Doolan's, 5-2.

Turin was still hanging around at 6-3 in the bottom of the sixth when the Ainspan offense once more detonated. Piecing it together with the bullpen against the league's best offense is not a recipe for success, and it was a 5-spot in the sixth, their second 5-run inning of the game, that put the game out of reach. Turin sort of threatened late, but fell well short.

TU 5 11 1
SO 11 14 1

Game 3: (Walker v Johnson)

The Big Train took the hill in Italy for Game 3, but nothing about this game went according to plan. By the end of it, we found ourselves asking, "Just how many hits does it take to beat this Starrucca team??" The answer, it turned out, was 23.

Turin put runners on first and second with one out in the bottom of the first, and then Fred Luderus singled! ...into a 9-2-6 double play, ending the inning. Then, immediately following, Home Run Baker took the Big Train deep and gone for a solo homer to start the second, and it was quite a turnabout, as the Ainspans led 1-0. But, more hits for Turin in the bottom of the second: With 1 out, McLean singled, Hofman singled, and Zinn singled to load the bases. At that point, Turin had sent 8 guys to the plate and 6 of them had singled. Still no runs. The good news for the home team was that Walter Johnson then drove in the first run of the game, tying the score. The bad news was that he did it by getting plunked on the elbow. Johnson exited the game to the stunned silence of the Turin crowd, and even though Murray's sac fly gave Turin a 2-1 lead before the inning ended, the Mountaineers were staring down the barrel of a second straight bullpen game. And we knew what Starrucca could do to the back end of a bullpen.

Sure enough, Ed Karger entered and did pretty much what everyone expected. He loaded the bases in the third with one out before fanning Baker, but then Wilson came through with the 2-run hit, and the Ainspans led 3-2. Stanage followed with another bloop single, and it was 4-2. Turin showed some life, and some pop, when Fred Luderus hit a solo homer in the bottom of the third, but Karger was at it again in the top of the fourth, giving up a 2-run, 2-out triple to Delahanty to make it 6-3.

But wait! Turin put runners on first and second with one out in the bottom of the fourth, and then Red Murray singled! ...not again... ...yep, into a 9-2-6 double play. It did not appear to be Turin's game.

Turin trailed 7-3 in the bottom of the sixth, when Karger drew a 2-out walk, prompting a pinch-runner, ending Ed's day with 4 IP and 6 R allowed. Murray then delivered a triple, pulling Turin within 3 runs again at 7-4. Then, LaPorte parachuted in a base hit for a 7-5 score. Jack Ferry and Bill Burns proved to be better at holding off Starrucca than Karger, but Turin still trailed 7-5 going to the bottom of the ninth. Was it possible?

Hooks Wiltse was the appointed closer for Starrucca, and he gave up a leadoff single to Bris Lord. Luderus then followed in kind to put runners on first and second with none out. Starrucca removed Wiltse in favor of Humphries, and Hummel greeted him with a successful bunt, putting the potential tying run on second with one out. And who was up? The catcher that the Ainspans traded to Turin before the season began. Red Dooen stepped in against his old team and drove the game-tying double into the left-field corner, miraculously tying the game, 7-7.

Once more in extra innings, Ray Fisher came on with a daunting task of facing the heart of the Ainspan order in the top of the eleventh, and he walked Doyle before Delahanty roped a triple into the corner. But Delahanty had designs on home, and he was thrown out there. Fisher got out of it from there, but Turin had another deficit to overcome, 8-7 going to the bottom of the eleventh. Hummel notched a 1-out single, forcing Humphries from the game in favor of Quinn. But Red Dooïn was up again, and his single off of Quinn put runners on first and third with 1 out. That brought in Harmon, who induced a fly ball by Heinie Wagner that was deep enough to score Hummel from third, tying the game again, 8-8. Harmon then walked the bases loaded in front of Red Murray - who lined out to Doyle, ending the threat.

But Fisher was equal to the huge task of holding off Starrucca, throwing a scoreless twelfth and a perfect thirteenth - no small task the latter, as he retired Wolter, Doyle and Delahanty. Then, it was once more Hummel and Dooïn in the thirteenth for Turin, as Hummel walked and Dooïn followed with yet another hit, putting runners on first and third with none out. The infield was in for Wagner, who grounded it past Doolan to end it in walk-off fashion, 9-8, on Turin's 23rd base hit of the game.

SO 8 14 1

TU 9 23 2

Game 4: (Crandall v Plank)

South Starrucca seemed to be deflated by that loss, in which they were spared Walter Johnson and feasted for 8 runs against a patchwork Turin pitching staff, but still fell short. They then had to face Plank and Johnson in sequence, with Turin having an opportunity to ride those two to a 5-game win. And for how impressive Plank was in Game 1, he was even better in this one.

He gave up half as many runs in the first inning as he did in Game 1, to that point, allowing a leadoff triple to Devore and then a 1-out RBI single to Doyle, but nothing more. But a walk to Murray and a base hit by LaPorte set up a run-scoring DP, tying the game, and then Turin posted 3 in the second to pull away. That rally started with a solo homer by John Hummel off of Crandall and continued with an RBI triple by Zinn, who scored on a grounder by Plank.

Crandall exited after 4 innings, while Plank was once again masterful, fulfilling the fear that South Starrucca had from the start of the series.

SO 1 8 1

TU 6 6 1

Game 5: (White v Johnson)

There's not a much better feeling than having the Big Train on the mound with a chance to clinch a series, but the Ainspans did not fold against Johnson. He had a rough time of it, and his defense didn't help him one little bit, either.

Turin's defense, which is not the best, had held it together for the most part in this series. But just as Starrucca began calling for shortstop errors, they fell from the sky in buckets. Wagner's first error came with runners on second and third and 1 out in the third, and it gave the Ainspans a 1-0 lead that quickly became 2-0 on a Delahanty single. A bloop hit by Baumann in the third brought Turin back to within a run at 2-1, and Turin threatened again in the fourth, putting runners on first and second with 2 out. However, White induced a fly ball by LaPorte that seemingly ended the inning, but Wilson dropped it, allowing both runners to score.

However, in the top of the fifth, Wagner committed an error to start the inning on Wolter's grounder, and then one batter later contributed his THIRD of the game on Doyle's grounder. That tied the game, 3-3. Hits by Delahanty and Baker threatened to blow it open for Starrucca, as they led 4-3 with runners on first and second, still none out. But, Wilson then bunted into a double play, and the threat ended.

Walter Johnson bared down and worked through the sixth and seventh, keeping it a 1-run game. Then, in the bottom of the seventh, Turin got the rally they needed. Murray led off with a double, moved to third on LaPorte's grounder, and scored the game-tying run on Lord's base hit. Larry McLean followed with a single that put runners on first and third, one out, and little-used Paddy Baumann continued his incredible series with the go-ahead triple, plating both runners and giving Turin a 6-4 lead.

Johnson worked a perfect eighth to put Turin 1 inning away from the World Series, but the ninth inning was FAR from perfect.

Steve Evans began with a huge base hit, but Johnson came back to retire Devore on a grounder to third. Johnson then walked Wolter, putting the tying run on base, but came back to get Doyle to pop out. Turin was one out away from the World Series, but Delahanty was the batter, and he was having none of it. His single loaded the bases for Home Run Baker. It was an incredible matchup, Baker against Johnson, bases loaded, two out, top of the ninth - and Johnson hit Baker. An interesting conclusion to that battle brought in the fifth Ainspan run and brought Chief Wilson to the dish. Bases loaded, 6-5, 2 outs, Johnson against Wilson - and Wilson grounded to John Hummel, who flipped to Wagner, ending the game.

SO 5 9 1

TU 6 12 4

An incredible series, with 3 1-run games, two of them extra-innings, that all went Turin's way. Improbably, Turin rode a massive offensive outburst to the series win:

TU .318/.384/.417


SO .258/.338/.361

The Mountaineers will now return to the World Series for the third time, hoping for title #2. Congratulations to Marty and his incredible offense, and wonderful team overall. In a sentimental gesture, Eddie Plank, now a grizzled veteran, was once more the difference in a playoff series, and was named series MVP, going 2-0 with a 1.53 ERA.

-JR

Date	No.	Team	R	H	E	G Sc	Starters	Decisions	Save	
10/01/11	5	South Starrucca Ainspans	5	9	1	37	D. White	L, D. White		
18:45m	5	Turin Mountaineers	6	12	4	55	W. Johnson	W, W. Johnson	None	
Date	No.	Team	R	H	E	G Sc	Starters	Decisions	Save	
09/30/11	4	South Starrucca Ainspans	1	8	1	31	D. Crandall	L, D. Crandall		
14:08m	4	Turin Mountaineers	6	6	1	61	E. Plank	W, E. Plank	None	
Date	No.	Team	R	H	E	Inn	G Sc	Starters	Decisions	Save
09/29/11	3	South Starrucca Ainspans	8	14	1	13	28	D. Walker	L, B. Harmon	
39:11m	3	Turin Mountaineers	9	23	2		47	W. Johnson	W, R. Fisher	None
Date	No.	Team	R	H	E	G Sc	Starters	Decisions	Save	
09/27/11	2	Turin Mountaineers	5	11	1		28	P. Ragan	L, P. Ragan	
21:00m	2	South Starrucca Ainspans	11	14	1		48	D. White	W, D. White	None
Date	No.	Team	R	H	E	Inn	G Sc	Starters	Decisions	Save
09/26/11	1	Turin Mountaineers	6	9	0	10	76	E. Plank	W, E. Plank	None
24:47m	1	South Starrucca Ainspans	2	5	2		61	D. Crandall	L, D. Crandall	

RECAP.



U-TCB912 - TCBA Origins 1911 MLB Playoffs - Club Batting

2 Teams	AVG	OBP	SLG	G	AB	H	2B	3B	HR	R	R/G	SO	BB	LOB	SB	CS	SBP
Turin Mountaineers	.318	.384	.417	5	192	61	5	4	2	32	6.4	13	20	50	5	1	83.3
South Starrucca Ainspans	.258	.338	.361	5	194	50	7	5	1	27	5.4	30	20	48	3	1	75.0
TCBA Origins 1911 MLB Playoffs	.288	.361	.389	5	386	111	12	9	3	59	11.8	43	40	98	8	2	80.0

U-TCB912 - TCBA Origins 1911 MLB Playoffs - Club Pitching

2 Teams	ERA	G	CG	SHO	QS	SV	IP	H	R	ER	HR	SO	BB	HB	WP	BK	OBA
Turin Mountaineers	3.86	5	2	0	2	0	49.0	50	27	21	1	30	20	4	1	0	.258
South Starrucca Ainspans	4.79	5	1	0	1	0	47.0	61	32	25	2	13	20	3	1	0	.318
TCBA Origins 1911 MLB Playoffs	4.31	5	3	0	3	0	96.0	111	59	46	3	43	40	7	2	0	.288

U-TCB912 - TCBA Origins 1911 MLB Playoffs - Club Fielding

2 Teams	FLD	G	PO	A	E	DP	TP	PB	OSB	OCS	OSBP	OSBA	DER	UER	UERP
South Starrucca Ainspans	.973	5	141	72	6	5	0	1	5	1	83.3	.957	.656	7	21.9
Turin Mountaineers	.963	5	147	64	8	1	0	0	3	1	75.0	.551	.672	6	22.2
TCBA Origins 1911 MLB Playoffs	.968	5	288	136	14	6	0	1	8	2	80.0	.750	.663	13	22.0

JR: GREAT Writeup!

It brought back all the memories from the series.....and the nightmares that I had all night long while trying to sleep! I dreamt I was walking down a dark alley, there was a Police Station at the end of it, but the only way I was going to make it to safety is if I fought my way thru 3 guys that looked like Eddie Plank, and 2 guys that looked like Walter Johnson.

It goes without saying that Stick Fiehl wouldn't have a snowballs chance in hell of getting past even ONE guy that looked like Eddie Munster and another guy that looked like Walter Mitty. :-0

Our offense gave it their best shot, but two Hall of Fame arms like that, coming at you back to back, is just a lot to overcome. The Turin bats were juiced for this one, hitting my mediocre pitching at maximum force!

The overall 'breaks' in the series, probably went my way, but even that wasn't enough to overcome the Mountaineers, who have taken their late season roll, along with their game 155 win, and put on one heckuva hot streak, timed perfectly, into the playoffs.

Woody: Tell Larry to stay in Patagonia, he's safer there than facing the buzzsaw that is Turin. And should Riverrun win their SemiFinal, they will need Twins at every position just to try and stop the singles and doubles that get lined off the Mountaineer bats!

Well managed series by JR, and with the momentum you got going, you're going to be tough to beat for that Plaque!

Congrats!

Marty






**McCORKINDALE
DIVISION CHAMPS
RIVERRUN TWINS**

VS

**SEITZ
DIVISION CHAMPS
MIMOSA MIRTHMAKERS**



Larry and I played via Zoom last night. A crowd of up to 3 watched the action.

A lot of back and forth action.....lots of managerial moves. Riverrun was down 2 games to 1 then rattled off straight wins to take the series 4 games to 2.

Game 1 Adams vs. the big 20 Gregg

RT 3

MI 4

W: Richie

L: Adams

Lapp 1-2 3BB RBI SB

Mimosa OFs threw out 3 17 speed runners at home

Game 2 J. Scott vs. Richie

RT 5

MI 1

W: Scott CG 5K

L; Richie

Milan 2-5 D 2RBI

Daugherty 3-5 2T 2R

Hobitzel 2-4 RBI

Game 3 Steele vs, Reulbach

MI 8

RT 4

Mimosa got to Steele early and often.

W; Reulbach

L: Steele

Clarke 2-4 3RBI SB

McIntyre 2-5 2RBI

Northern 2-5 3RBI T

Game 4 Gregg vs, Adams

MI 2

RT 5

W: Adams CG 5H 4K

L: Gregg

Milan 2-4 RBI

Daugherty 2-4 T

Chance 1-3 2R 2SB

Schaefer 2-3 D RBI

Series Tied 2

Pivotal Game 5 Richie vs. Scott

MI 3

RT 5

W: Scott 7IP 1R 4K

L: Richie

S: Caldwell

Nixie Callahan 3-4 2RBI D SB

McIntyre 2-4 R

RT 3 MI 2

Game 6 Reulbach vs. Steele

Steele pitched great getting the increase to 16

RT 8

MI 3

W: Steele CG 3R 8H 2K

L: Reulbach 5IP 7BB in the 3th inning 4 consecutive walks.

Chance 1-3 2BB, 2R D

Daugherty 2-3 RBI 2BB T

Hobitzel 1-4 3RBI

Lapp 2-4 SB

Series MVP Jim Scott 2-0 1.13 ERA

Patsy Daugherty .438 7-16 4T

Clyde Milan .346 9H 4RBI

Frank Chance .364 11AB 6BB .632 OB% 2SB

Great season by Larry. Roverrun got clutch hitting and solid pitching throughout.

On to face Turin and the Big Train.

Dave



6 Games Played

Date	No.	Team	R	H	E	G Sc	Starters	Decisions	Save
10/03/11	6	Riverrun Twins	8	7	1	62	E. Steele	W, E. Steele	None
25:06m	6	Mimosa Mirthmakers	3	8	3	28	E. Reulbach	L, E. Reulbach	
Date	No.	Team	R	H	E	G Sc	Starters	Decisions	Save
10/01/11	5	Mimosa Mirthmakers	3	8	0	52	L. Richie	L, L. Richie	
20:24m	5	Riverrun Twins	5	8	1	68	J. Scott	W, J. Scott	R. Caldwell
Date	No.	Team	R	H	E	G Sc	Starters	Decisions	Save
09/30/11	4	Mimosa Mirthmakers	2	5	2	52	V. Gregg	L, V. Gregg	
16:40m	4	Riverrun Twins	5	7	0	70	B. Adams	W, B. Adams	None
Date	No.	Team	R	H	E	G Sc	Starters	Decisions	Save
09/29/11	3	Mimosa Mirthmakers	8	10	3	53	E. Reulbach	W, E. Reulbach	None
22:52m	3	Riverrun Twins	4	8	3	41	E. Steele	L, E. Steele	
Date	No.	Team	R	H	E	G Sc	Starters	Decisions	Save
09/27/11	2	Riverrun Twins	5	11	1	75	J. Scott	W, J. Scott	None
21:12m	2	Mimosa Mirthmakers	1	6	0	41	L. Richie	L, L. Richie	
Date	No.	Team	R	H	E	G Sc	Starters	Decisions	Save
09/26/11	1	Riverrun Twins	3	8	2	59	B. Adams	L, B. Adams	
25:32m	1	Mimosa Mirthmakers	4	7	2	58	V. Gregg	W, L. Richie	None

U-TCB912 - TCBA Origins 1911 MLB Playoffs - Club Batting																			
4 Teams	AVG	OBP	SLG	G	AB	H	2B	3B	HR	R	R/G	SO	BB	LOB	SB	CS	SBP		
Turin Mountaineers	.318	.384	.417	5	192	61	5	4	2	32	6.4	13	20	50	5	1	83.3		
South Starrucca Ainspans	.258	.338	.361	5	194	50	7	5	1	27	5.4	30	20	48	3	1	75.0		
Riverrun Twins	.247	.338	.333	6	198	49	7	5	0	30	5.0	17	23	41	3	3	50.0		
Mimosa Mirthmakers	.216	.267	.260	6	204	44	7	1	0	21	3.5	24	13	43	7	0	100.0		
TCBA Origins 1911 MLB Playoffs	.259	.331	.341	11	788	204	26	15	3	110	10.0	84	76	182	18	5	78.3		

U-TCB912 - TCBA Origins 1911 MLB Playoffs - Club Pitching																			
4 Teams	ERA	G	CG	SHO	QS	SV	IP	H	R	ER	HR	SO	BB	HB	WP	BK	OBA		
Riverrun Twins	2.01	6	4	0	4	1	53.2	44	21	12	0	24	13	2	3	0	.216		
Mimosa Mirthmakers	3.63	6	1	0	2	0	52.0	49	30	21	0	17	23	4	0	0	.247		
Turin Mountaineers	3.86	5	2	0	2	0	49.0	50	27	21	1	30	20	4	1	0	.258		
South Starrucca Ainspans	4.79	5	1	0	1	0	47.0	61	32	25	2	13	20	3	1	0	.318		
TCBA Origins 1911 MLB Playoffs	3.53	11	8	0	9	1	201.2	204	110	79	3	84	76	13	5	0	.259		

U-TCB912 - TCBA Origins 1911 MLB Playoffs - Club Fielding																			
4 Teams	FLD	G	PO	A	E	DP	TP	PB	OSB	OCS	OSBP	OSBA	DER	UER	UERP				
South Starrucca Ainspans	.973	5	141	72	6	5	0	1	5	1	83.3	.957	.656	7	21.9				
Riverrun Twins	.965	6	161	61	8	2	0	0	7	0	100.0	1.174	.730	9	42.9				
Turin Mountaineers	.963	5	147	64	8	1	0	0	3	1	75.0	.551	.672	6	22.2				
Mimosa Mirthmakers	.962	6	156	98	10	4	0	1	3	3	50.0	.519	.694	9	30.0				
TCBA Origins 1911 MLB Playoffs	.966	11	605	295	32	12	0	2	18	5	78.3	.803	.688	31	28.2				

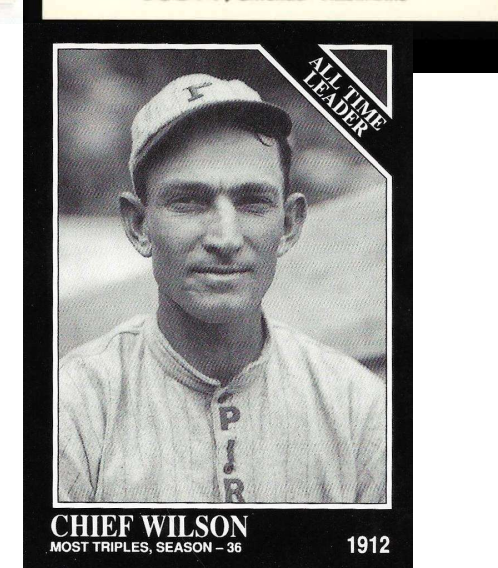


The 30 players with the most Wins					
Rank	Name	Tm	Lg	W	L
1	Plank, E.	TU	TCBA	2	0
	Scott, J.	RT	TCBA	2	0
3	Fisher, R.	TU	TCBA	1	0
	Johnson, W.	TU	TCBA	1	0
	Adams, B.	RT	TCBA	1	1
	Reulbach, E.	MI	TCBA	1	1
	Steele, E.	RT	TCBA	1	1
	White, D.	SO	TCBA	1	1
	Richie, L.	MI	TCBA	1	2

The 10 players with the lowest Earned Run Average					
Rank	Name	Tm	Lg	ERA	IP
1	Scott, J.	RT	TCBA	1.13	16.0
2	Plank, E.	TU	TCBA	1.53	17.2
3	Adams, B.	RT	TCBA	2.04	17.2
4	Gregg, V.	MI	TCBA	2.08	13.0
5	Steele, E.	RT	TCBA	2.77	13.0
6	Pelty, B.	MI	TCBA	3.12	8.2
7	Johnson, W.	TU	TCBA	3.27	11.0
8	Harmon, B.	SO	TCBA	3.52	7.2
9	White, D.	SO	TCBA	4.50	14.0
10	Crandall, D.	SO	TCBA	4.61	13.2

The 10 players with the highest Batting Average					
Rank	Name	Tm	Lg	AVG	PA
1	Delahanty, J.	SO	TCBA	.381	24
2	Lord, B.	TU	TCBA	.375	25
3	Stanage, O.	SO	TCBA	.364	23
	Chance, F.	RT	TCBA	.364	19
5	Lapp, J.	MI	TCBA	.357	19
6	Milan, C.	RT	TCBA	.346	27
7	Miller, D.	MI	TCBA	.308	26
	Hummel, J.	TU	TCBA	.308	16
9	Baker, H.	SO	TCBA	.294	21
	LaPorte, F.	TU	TCBA	.294	17

The 11 players with the most Runs Scored					
Rank	Name	Tm	Lg	R	PA
1	Doyle, L.	SO	TCBA	7	25
2	Chance, F.	RT	TCBA	6	19
	Lord, B.	TU	TCBA	6	25
4	Knight, J.	RT	TCBA	5	20
	Murray, R.	TU	TCBA	5	25
	Wolter, H.	SO	TCBA	5	27
5 players tied at 4					

The 19 players with the most Runs Batted In					
Rank	Name	Tm	Lg	RBI	PA
1	Wilson, C.	SO	TCBA	6	24
2	Baker, H.	SO	TCBA	5	21
3	Daniels, B.	RT	TCBA	4	19
	Delahanty, J.	SO	TCBA	4	24
	Hoblitzell, D.	MI	TCBA	4	25
	Milan, C.	RT	TCBA	4	27
13 players tied at 3					



1912





**McCORKINDALE
DIVISION CHAMPS
RIVERRUN TWINS**

VS

**SEITZ
DIVISION CHAMPS
TURIN MOUNTAINEERS**



© Andrea Guermani

Game 1:

Walter Johnson benefits from a 5-run 3rd inning outburst against Babe Adams, and allows only 3 hits in 8 innings of work to lead the Mountaineers to a 6-1 opening victory in Riverrun.

Game 2:

Eddie Plank and Jim Scott take a 2-2 tie into the 8th inning, when Jack Barry doubles home the game winning runs for the Twins, evening the series, as it heads to Turin

Game 3:

Jack Barry does it again, with a double and triple, as a 3-run 1st inning provides enough for Elmer Steele and two relievers to give Riverrun a 5-2 victory.

Game 4:

Babe Adams does it all, with 3 hits, 3 RBI and a complete game on the mound to lead Riverrun to an 8-3 victory and the cusp of the championship.

Game 5:

Pat Ragan and the Mountaineers have a 6-0 lead until the Twins score 3 runs in the 7th, and two more in the 8th to make a game of it. The Turin season ends when Riverrun piles on 4 more runs in the 9th inning to clinch the championship.

5 Games Played

Date	No.	Team	R	H	E	G Sc	Starters	Decisions	Save
10/11/11	5	Riverrun Twins	9	10	0	29	J. Scott	W, G. Suggs	L. Lowdermilk
18:20m	5	Turin Mountaineers	6	11	1	39	P. Ragan	L, P. Ragan	
Date	No.	Team	R	H	E	G Sc	Starters	Decisions	Save
10/10/11	4	Riverrun Twins	8	10	1	67	B. Adams	W, B. Adams	None
16:00m	4	Turin Mountaineers	3	7	0	51	E. Plank	L, E. Plank	
Date	No.	Team	R	H	E	G Sc	Starters	Decisions	Save
10/09/11	3	Riverrun Twins	5	6	0	58	E. Steele	W, E. Steele	G. Suggs
14:01m	3	Turin Mountaineers	2	7	0	35	W. Johnson	L, W. Johnson	
Date	No.	Team	R	H	E	G Sc	Starters	Decisions	Save
10/07/11	2	Turin Mountaineers	2	6	1	55	E. Plank	L, E. Plank	
12:14m	2	Riverrun Twins	4	7	1	69	J. Scott	W, J. Scott	None
Date	No.	Team	R	H	E	G Sc	Starters	Decisions	Save
10/06/11	1	Turin Mountaineers	6	6	2	73	W. Johnson	W, W. Johnson	None
15:53m	1	Riverrun Twins	1	3	1	27	B. Adams	L, B. Adams	

U-TCB912 - TCBA Origins 1911 MLB World Series - Club Batting

2 Teams	AVG	OBP	SLG	G	AB	H	2B	3B	HR	R	R/G	SO	BB	LOB	SB	CS	SBP
Riverrun Twins	.218	.348	.279	5	165	36	6	2	0	27	5.4	22	30	43	12	2	85.7
Turin Mountaineers	.216	.266	.310	5	171	37	10	3	0	19	3.8	21	12	30	6	1	85.7
TCBA Origins 1911 MLB World Series	.217	.309	.295	5	336	73	16	5	0	46	9.2	43	42	73	18	3	85.7

U-TCB912 - TCBA Origins 1911 MLB World Series - Club Pitching

2 Teams	ERA	G	CG	SHO	QS	SV	IP	H	R	ER	HR	SO	BB	HB	WP	BK	OBA
Riverrun Twins	3.40	5	2	0	3	2	45.0	37	19	17	0	21	12	0	1	0	.216
Turin Mountaineers	4.91	5	0	0	2	0	44.0	36	27	24	0	22	30	4	1	1	.218
TCBA Origins 1911 MLB World Series	4.15	5	2	0	5	2	89.0	73	46	41	0	43	42	4	2	1	.217

U-TCB912 - TCBA Origins 1911 MLB World Series - Club Fielding

2 Teams	FLD	G	PO	A	E	DP	TP	PB	OSB	OCS	OSBP	OSBA	DER	UER	UERP
Riverrun Twins	.985	5	135	62	3	2	0	0	6	1	85.7	1.200	.740	2	10.5
Turin Mountaineers	.979	5	132	53	4	1	0	0	12	2	85.7	2.455	.734	3	11.1
TCBA Origins 1911 MLB World Series	.982	5	267	115	7	3	0	0	18	3	85.7	1.820	.737	5	10.9



Riverrun Twins
1912 Origins
Champions



TCBA ORIGINS 1902 – 1909
(proposed through 1920)

1900s



1902 – Turin Mountaineers
1903 – Cleveland Naps
1904 – Long Island Islanders
1905 – Long Island Islanders
1906 – Long Island Islanders
1907 – Cleveland Naps
1908 – Long Island Islanders
1909 – Mimosa Mirthmakers



U-TCB902 - TCBA Origins 1901 MLB - Standings on Sep. 24, 1901														
	W	L	PCT	GB	Mg #	STRK	Last 10	Home	Away	1 Run	X-Inn	TCBA DON	TCBA STU	TCBA BILL
TCBA Origins 1902														
Mahley Division														
Boston Beaneaters	100	55	.645	-	X	W 1	7- 3	52-25	48-30	16-19	9- 2	35-20	26-10	19-13
Hyde Park Vitamen	99	56	.639	1.0	-	L 1	8- 2	54-24	45-32	18-20	7- 8	36-19	25-11	20-12
Long Island Islanders	62	92	.403	37.5	-	L 5	2- 8	27-50	35-42	19-19	1- 8	25-29	14-22	11-21
South Starrucca Ainspans	35	119	.227	64.5	-	W 1	3- 7	15-62	20-57	10-18	5-10	13-41	9-27	6-26
McCorkindale Division														
Bradenton Buckeyes	114	40	.740	-	X	W 3	8- 2	61-16	53-24	21-14	9- 6	24-12	43-11	24- 8
Bergen Barflies	67	87	.435	47.0	-	L 3	5- 5	30-47	37-40	18-24	8- 3	18-18	23-31	16-16
Mexicali Mallards	66	88	.429	48.0	-	W 2	6- 4	32-45	34-43	20-18	3-10	17-19	24-30	13-19
Cleveland Naps	47	107	.305	67.0	-	L 2	1- 9	28-49	19-58	19-21	5- 9	11-25	18-36	9-23
Kirwin Division														
Mimosa Mirthmakers	95	59	.617	-	X	W 5	8- 2	47-30	48-29	19-15	3- 5	17-15	23- 9	36-18
Grand Rapids Wolverines	92	62	.597	3.0	-	L 2	6- 4	43-34	49-28	17- 9	4- 1	21-11	21-11	30-24
Newton Buccs	63	91	.409	32.0	-	L 9	1- 9	27-50	36-41	17-18	8- 4	20-12	10-22	20-34
Waukesha Freeman	59	95	.383	36.0	-	W 2	5- 5	31-46	28-49	15-20	5- 9	14-18	12-20	22-32
Seitz Division														
Turin Mountaineers	96	59	.619	-	X	W 1	5- 5	46-31	50-28	24-19	14- 5	20-12	23- 9	23-13
Wilderness Wraiths	95	60	.613	1.0	-	L 2	7- 3	48-30	47-30	24-13	12- 7	20-12	20-12	21-15
Hereford Highlanders	78	76	.506	17.5	-	W 1	5- 5	37-40	41-36	18-22	6- 8	12-20	18-14	22-14
Buffalo Mules	66	88	.429	29.5	-	W 1	3- 7	29-48	37-40	14-20	3- 7	19-13	13-19	15-21

Our initial season was quite a success. Boston and Turin had to win 1-game playoffs against Hyde Park and Wilderness to advance to the playoffs. Turin then defeated Boston in the first round of the playoffs, winning 4 of the first 5 games. Bradenton also defeated Mimosa in five games. In the World Series, Turin overcame a 3-0 deficit in games, and a 6-0 lead in the 4th game to defeat the Buckeyes in seven games.

U-TCB903 - TCBA Origins 1902 MLB - Standings on Sep. 23, 1902														
	W	L	PCT	GB	Mg #	STRK	Last 10	Home	Away	1 Run	X-Inn	TCBA DON	TCBA STU	TCBA BILL
TCBA Origins 1902 MLB														
Don Mahley Division														
Hyde Park Vitamen	77	77	.500	-	X	L 2	7- 3	39-38	38-39	16-24	7- 8	30-24	14-18	15-17
South Starrucca Ainspans	74	80	.481	3.0	-	L 4	4- 6	39-38	35-42	18-25	7-11	27-27	12-20	14-18
Boston Beaneaters	68	86	.442	9.0	-	W 2	5- 5	30-47	38-39	18-26	6-10	29-25	12-20	13-19
Long Island Islanders	64	90	.416	13.0	-	W 4	4- 6	27-50	37-40	14-27	1-11	22-32	11-21	16-16
Stu McCorkindale Division														
Cleveland Naps	100	52	.658	-	X	L 3	5- 5	52-24	48-28	30-10	15- 6	19-13	35-17	27- 9
Mexicali Mallards	89	65	.578	12.0	-	L 1	6- 4	49-28	40-37	23-18	8- 6	25- 7	28-26	19-17
Bradenton Buckeyes	72	81	.471	28.5	-	W 3	6- 4	32-45	40-36	22-14	5- 3	17-15	27-26	16-20
Bergen Barflies	67	86	.438	33.5	-	W 1	3- 7	33-43	34-43	18-22	6- 5	18-14	16-37	17-19
Bill Kirwin Division														
Newton Buccs	100	54	.649	-	X	W 4	9- 1	45-32	55-22	31-11	8- 5	20-12	22-14	39-15
Grand Rapids Wolverines	70	84	.455	30.0	-	L 4	2- 8	31-46	39-38	18-20	5- 7	14-18	17-19	25-29
Mimosa Mirthmakers	70	84	.455	30.0	-	W 1	5- 5	36-41	34-43	22-23	6- 9	17-15	14-22	21-33
Waukesha Freeman	68	86	.442	32.0	-	L 1	4- 6	32-45	36-41	19-26	6- 3	19-13	12-24	23-31
Richard Seitz Division														
Turin Mountaineers	91	63	.591	-	X	L 3	4- 6	46-31	45-32	18-14	5- 3	20-16	18-14	21-11
Hereford Highlanders	78	76	.506	13.0	-	W 3	7- 3	34-43	44-33	22-27	9- 4	19-17	15-17	13-19
Wilderness Wraiths	75	79	.487	16.0	-	W 2	5- 5	37-40	38-39	21-24	8- 8	18-18	15-17	16-16
Buffalo Mules	67	87	.435	24.0	-	L 2	4- 6	31-46	36-41	27-26	8-11	19-17	16-16	13-19

Defending champion Turin was the only team to return to the playoffs. 100-game winner Cleveland defeated .500 Hyde Park in 5 games in the first round. Turin returned to the World Series, defeating 100-game winning Newton in six games, but lost to new champion Cleveland in a five game final showdown.

U-TCB904 - TCBA Origins 1903 MLB - Standings on Sep. 22, 1903														
	W	L	PCT	GB	Mg #	STRK	Last 10	Home	Away	1 Run	X-Inn	TCBA DON	TCBA STU	TCBA BILL
TCBA Origins 1903 MLB														
Mahley Division														
Long Island Islanders	108	44	.711	-	X	W 2	8- 2	55-22	53-22	27-19	13- 5	39-13	21-11	29- 7
South Starrucca Ainspans	94	59	.614	14.5	-	L 2	5- 5	47-29	47-30	23-16	6- 7	30-23	21-11	22-14
Hyde Park Vitamen	75	78	.490	33.5	-	L 1	4- 6	40-36	35-42	29-21	5- 7	23-30	18-14	14-22
Boston Beaneaters	51	103	.331	58.0	-	W 1	4- 6	23-54	28-49	16-19	5- 6	14-40	13-19	12-24
McCorkindale Division														
Mexicali Mallards	95	59	.617	-	X	W 1	6- 4	52-25	43-34	28-21	7- 5	16-16	38-16	17-15
Cleveland Naps	86	68	.558	9.0	-	L 1	8- 2	42-35	44-33	22-16	6- 1	15-17	28-26	23- 9
Bradenton Buckeyes	73	81	.474	22.0	-	W 1	3- 7	38-39	35-42	18-23	4- 5	15-17	26-28	17-15
Bergen Barflies	56	98	.364	39.0	-	L 1	3- 7	27-50	29-48	16-27	5- 8	9-23	16-38	15-17
Kirwin Division														
Newton Buccs	91	63	.591	-	X	L 4	5- 5	45-32	46-31	20-24	10-10	20-16	18-14	34-20
Mimosa Mirthmakers	81	73	.526	10.0	-	W 4	6- 4	42-35	39-38	22-19	6- 8	19-17	14-18	31-23
Grand Rapids Wolverines	67	87	.435	24.0	-	L 1	4- 6	36-41	31-46	19-19	4- 8	14-22	13-19	23-31
Waukesha Freeman	59	95	.383	32.0	-	W 1	5- 5	31-46	28-49	17-33	10-10	14-22	11-21	20-34
Seitz Division														
Hereford Highlanders	84	70	.545	-	X	W 1	6- 4	46-31	38-39	23-17	4- 5	16-16	20-16	20-12
Turin Mountaineers	82	72	.532	2.0	-	W 4	6- 4	44-33	38-39	21-20	11- 8	20-12	16-20	14-18
Wilderness Wraiths	74	80	.481	10.0	-	L 1	6- 4	42-35	32-45	23-22	7- 5	12-20	20-16	17-15
Buffalo Mules	54	100	.351	30.0	-	L 4	2- 8	27-50	27-50	17-25	4- 9	8-24	13-23	10-22

Newton was our only returning playoff contestant, joined by 108-game winning Long Island, Mexicali and Hereford. The Islanders defeated the Highlanders in six games, and the Mallards defeated the Buccs in six games, winning the final, 1-0, in the 10th inning. Long Island prevailed in the World Series, with a walk-off win in the 13th inning of the sixth game.

U-TCB905 - TCBA Origins 1904 MLB - Standings on Sep. 27, 1904														
	W	L	PCT	GB	Mg #	STRK	Last 10	Home	Away	1 Run	X-Inn	TCBA DON	TCBA STU	TCBA BILL
TCBA Origins														
Mahley Division														
Long Island Islanders	101	53	.656	-	X	W 5	7- 3	55-22	46-31	29-27	11- 6	38-16	16-16	23-13
South Starrucca Ainspans	91	63	.591	10.0	-	L 1	5- 5	47-30	44-33	26-19	6- 9	31-23	14-18	24-12
Boston Beaneaters	74	80	.481	27.0	-	W 1	7- 3	39-38	35-42	22-28	8- 8	20-34	10-22	27- 9
Hyde Park Vitamen	64	90	.416	37.0	-	L 7	1- 9	31-46	33-44	21-26	8-10	19-35	8-24	23-13
McCorkindale Division														
Bradenton Buckeyes	97	57	.630	-	X	L 2	6- 4	42-35	55-22	28-15	10- 6	20-12	28-26	23- 9
Bergen Barflies	91	62	.595	5.5	-	W 1	8- 2	45-31	46-31	22-26	7-10	18-14	30-24	23- 8
Mexicali Mallards	89	64	.582	7.5	-	L 1	3- 7	46-30	43-34	33-30	14- 7	22-10	26-28	19-12
Cleveland Naps	84	70	.545	13.0	-	W 2	3- 7	39-38	45-32	24-23	13-10	20-12	24-30	18-14
Kirwin Division														
Newton Buccs	88	65	.575	-	X	W 1	7- 3	45-32	43-33	24-20	8- 7	18-18	14-17	32-22
Waukesha Freeman	74	80	.481	14.5	-	W 2	5- 5	37-40	37-40	27-21	11- 7	12-24	11-21	29-25
Grand Rapids Wolverines	58	96	.377	30.5	-	L 1	4- 6	31-46	27-50	18-26	6-10	9-27	8-24	26-28
Mimosa Mirthmakers	52	101	.340	36.0	-	L 2	4- 6	26-51	26-50	15-21	5- 7	8-28	10-21	21-33
Seitz Division														
Turin Mountaineers	88	66	.571	-	X	L 2	4- 6	47-30	41-36	28-18	7- 8	19-13	15-21	15-17
Wilderness Wraiths	78	76	.506	10.0	-	W 2	8- 2	47-30	31-46	25-26	8-10	13-19	17-19	17-15
Hereford Highlanders	66	88	.429	22.0	-	W 6	7- 3	30-47	36-41	18-25	7- 9	12-20	15-21	11-21
Buffalo Mules	35	119	.227	53.0	-	L 6	1- 9	15-62	20-57	15-24	4- 9	7-25	7-29	11-21

Defending champion Long Island and Newton returned to the playoffs, joined by Bradenton and Turin. Bradenton avenged their 1902 World Series loss by defeating Turin in 5 games while Long Island triumphed over Newton in 6 games. The Islanders repeated as Champions with six-game win in the World Series.

U-TCB906 - TCBA Origins 1905 MLB - Standings on Sep. 27, 1905														
	W	L	PCT	GB	Mg #	STRK	Last 10	Home	Away	1 Run	X-Inn	TCBA DON	TCBA STU	TCBA BILL
TCBA Origins 1905 MLB														
Mahley Division														
Long Island Islanders	103	51	.669	-	X	L 1	6- 4	49-28	54-23	26-20	7- 5	33-21	21-11	22-10
South Starrucca Ainspans	79	75	.513	24.0	-	W 1	3- 7	42-35	37-40	33-24	11- 6	32-22	19-13	15-17
Hyde Park Vitamen	74	80	.481	29.0	-	W 1	5- 5	40-37	34-43	17-24	4- 6	18-36	18-14	16-16
Boston Beaneaters	72	81	.471	30.5	-	L 1	6- 4	40-37	32-44	29-23	8-10	25-29	17-15	17-14
McCorkindale Division														
Bergen Barflies	93	59	.612	-	X	L 1	7- 3	54-22	39-37	25-23	7- 5	17-15	37-15	21-15
Bradenton Buckeyes	71	83	.461	23.0	-	L 1	5- 5	40-37	31-46	23-34	7- 5	12-20	24-30	19-17
Mexicali Mallards	60	92	.395	33.0	-	L 1	5- 5	33-43	27-49	24-18	4- 8	12-20	24-29	15-21
Cleveland Naps	56	97	.366	37.5	-	W 1	3- 7	29-48	27-49	18-22	7- 6	12-20	21-32	13-23
Kirwin Division														
Waukesha Freeman	93	61	.604	-	X	W 1	3- 7	47-30	46-31	26-21	9- 8	17-15	19-17	35-19
Pittsburgh Rebels	83	71	.539	10.0	-	L 1	7- 3	47-30	36-41	26-37	4-16	16-16	24-12	30-24
Mimosa Mirthmakers	77	76	.503	15.5	-	L 1	7- 3	39-37	38-39	25-22	5- 4	13-18	20-16	28-26
Grand Rapids Wolverines	53	101	.344	40.0	-	W 1	3- 7	28-49	25-52	17-30	9- 8	11-21	13-23	15-39
Seitz Division														
Hereford Highlanders	85	69	.552	-	X	W 3	8- 2	40-37	45-32	26-23	10- 4	21-15	21-11	15-17
Buffalo Mules	84	70	.545	1.0	-	L 2	5- 5	40-37	44-33	17-22	8- 8	19-17	15-17	18-14
Turin Mountaineers	78	75	.510	6.5	-	W 2	6- 4	38-38	40-37	31-18	8- 7	14-22	17-14	16-16
Wilderness Wraiths	67	87	.435	18.0	-	L 2	2- 8	32-45	35-42	21-23	6- 8	15-21	21-11	14-18

Two-time defending champion Long Island was the only returning playoff team. Hereford needed to win a rainout makeup game to qualify and were joined by Bergen and Waukesha. The Islanders eliminated Hereford in five games while Waukesha triumphed over Bergen in six games. Long Island won their third consecutive championship by defeating Waukesha in the World Series. Down 3 games to 1, the Freeman forced a 7th game, only to be shutout by a 4-0 count.

U-TCB907 - TCBA Origins 1906 MLB - Standings on Sep. 23, 1906														
	W	L	PCT	GB	Mg #	STRK	Last 10	Home	Away	1 Run	X-Inn	TCBA DON	TCBA STU	TCBA BILL
TCBA Origins 1906 MLB														
Don Mahley Division														
Long Island Islanders	99	55	.643	-	X	W 5	8- 2	51-26	48-29	32-18	8- 7	35-19	18-14	18-14
Hyde Park Vitamen	96	58	.623	3.0	-	W 2	4- 6	51-26	45-32	34-24	15-11	30-24	21-11	21-11
Boston Beaneaters	95	58	.621	3.5	-	L 2	7- 3	49-28	46-30	26-22	8- 8	33-21	16-16	26- 5
South Starrucca Ainspans	51	103	.331	48.0	-	L 6	1- 9	24-53	27-50	19-29	7- 8	10-44	13-19	16-16
Stu McCorkindale Division														
Cleveland Naps	99	55	.643	-	X	W 2	5- 5	50-27	49-28	30-12	12- 8	22-10	30-24	23-13
Bergen Barflies	97	57	.630	2.0	-	W 2	6- 4	50-27	47-30	27-14	11- 4	16-16	34-20	22-14
Mexicali Mallards	75	79	.487	24.0	-	L 2	6- 4	38-39	37-40	24-25	13-10	12-20	25-29	21-15
Bradenton Buckeyes	58	95	.379	40.5	-	L 2	3- 7	28-49	30-46	15-21	7-10	10-22	19-35	14-21
Bill Kirwin Division														
Mimosa Mirthmakers	93	58	.616	-	X	L 1	3- 7	48-26	45-32	27-21	9- 4	17-14	21-14	36-17
Waukesha Freeman	85	69	.552	9.5	-	W 1	7- 3	49-28	36-41	17-22	5- 6	14-18	23-13	34-20
Grand Rapids Wolverines	46	107	.301	48.0	-	L 1	6- 4	22-55	24-52	12-27	2-10	11-21	9-27	19-34
Pittsburgh Rebels	44	110	.286	50.5	-	W 1	3- 7	24-53	20-57	13-30	3-14	4-28	10-26	18-36
Richard Seitz Division														
Buffalo Mules	89	65	.578	-	X	W 7	8- 2	50-27	39-38	18-20	9- 6	20-16	17-15	24- 8
Hereford Highlanders	87	67	.565	2.0	-	W 5	8- 2	45-32	42-35	20-26	8- 9	15-21	17-15	22-10
Wilderness Wraiths	72	82	.468	17.0	-	L 5	2- 8	35-42	37-40	26-21	11- 9	19-17	6-26	18-14
Turin Mountaineers	43	111	.279	46.0	-	L 7	2- 8	20-57	23-54	14-22	6-10	6-30	7-25	12-20

Three-time defending champion Long Island was the only returning playoff team, joined by Cleveland, Mimosa and Buffalo. The Islanders defeated Mimosa in 5 games. Cleveland won the Lake Erie semi-final by defeating Buffalo in 5 games. Long Island held a 3-games to 2 lead in the World Series, but Cleveland won game six, 4-1 at home, setting up the 7th game, which would go 10 innings before the Naps prevailed, 2-1, breaking the Islander streak of championships.

	W	L	PCT	GB	Mg #	STRK	Last 10	Home	Away	1 Run	X-Inn	TCBA DON	TCBA STU	TCBA BILL	TCBA RICH
TCBA Origins 1907 MLB															
Don Mahley Division															
Long Island Islanders	92	62	.597	-	X	L 1	5- 5	47-30	45-32	25-27	11- 6	33-21	23-13	17-15	19-13
Hyde Park Vitamen	82	72	.532	10.0	-	W 1	3- 7	36-41	46-31	29-19	7- 7	30-24	17-19	13-19	22-10
Western Marvels	59	95	.383	33.0	-	W 4	6- 4	27-50	32-45	23-28	8- 9	21-33	17-19	10-22	11-21
South Starrucca Ainspans	58	96	.377	34.0	-	L 4	6- 4	25-52	33-44	24-21	10- 5	24-30	11-25	12-20	11-21
Stu McCorkindale Division															
Cleveland Naps	90	63	.588	-	X	L 1	9- 1	41-35	49-28	27-21	8- 8	20-16	39-14	12-20	19-13
Bradenton Buckeyes	88	66	.571	2.5	-	W 4	4- 6	37-40	51-26	22-20	12- 9	21-15	29-25	21-11	17-15
Bergen Barflies	79	74	.516	11.0	-	L 4	4- 6	43-34	36-40	24-22	8- 9	17-19	23-30	16-16	23- 9
Mexicali Mallards	64	90	.416	26.5	-	W 1	3- 7	33-44	31-46	25-27	13-15	18-18	16-38	12-20	18-14
Bill Kirwin Division															
Mimosa Mirthmakers	97	57	.630	-	X	W 6	7- 3	50-27	47-30	26-25	9- 8	23- 9	19-13	32-22	23-13
Waukesha Freeman	96	58	.623	1.0	-	W 4	7- 3	52-25	44-33	23-19	7- 5	23- 9	19-13	30-24	24-12
Grand Rapids Wolverines	94	60	.610	3.0	-	L 4	4- 6	49-28	45-32	25-18	6- 3	18-14	21-11	31-23	24-12
Pittsburgh Rebels	50	104	.325	47.0	-	L 5	2- 8	23-54	27-50	18-25	6-15	12-20	8-24	15-39	15-21
Richard Seitz Division															
Buffalo Mules	83	71	.539	-	X	W 5	8- 2	42-35	41-36	25-19	7- 9	19-13	15-17	14-22	35-19
Hereford Highlanders	81	73	.526	2.0	-	W 3	6- 4	47-30	34-43	23-20	6- 3	17-15	17-15	18-18	29-25
Turin Mountaineers	78	76	.506	5.0	-	L 3	6- 4	43-34	35-42	26-29	8- 4	15-17	13-19	18-18	32-22
London Tecumsehs	40	114	.260	43.0	-	L 10	0-10	23-54	17-60	18-43	1-12	14-18	6-26	8-28	12-42

All four Division champs returned from last year, but it was Long Island that prevailed, winning their FOURTH championship.

	W	L	PCT	GB	Mg #	STRK	Last 10	Home	Away	1 Run	X-Inn	TCBA DON	TCBA STU	TCBA BILL	TCBA RICH
TCBA Origins 1908 MLB															
Don Mahley Division															
South Starrucca Ainspans	98	56	.636	-	X	L 2	5- 5	54-23	44-33	38-24	12-11	36-18	21-11	17-15	24-12
Cleveland Spiders	85	69	.552	13.0	-	W 2	6- 4	52-25	33-44	40-20	17- 8	35-19	16-16	17-15	17-19
Hyde Park Vitamen	49	105	.318	49.0	-	L 2	6- 4	24-53	25-52	19-29	6- 7	21-33	6-26	7-25	15-21
Long Island Islanders	37	117	.240	61.0	-	W 2	3- 7	20-57	17-60	11-29	5- 9	16-38	9-23	3-29	9-27
Stu McCorkindale Division															
Bergen Barflies	88	66	.571	-	X	W 1	6- 4	48-29	40-37	33-24	14- 6	25- 7	27-27	17-19	19-13
Cleveland Naps	87	67	.565	1.0	-	L 2	6- 4	43-34	44-33	24-24	7- 8	16-16	34-20	17-19	20-12
Bradenton Buckeyes	83	71	.539	5.0	-	W 2	4- 6	45-32	38-39	30-31	7-15	18-14	27-27	18-18	20-12
Mexicali Mallards	69	85	.448	19.0	-	L 1	4- 6	34-43	35-42	27-28	6- 4	17-15	20-34	14-22	18-14
Bill Kirwin Division															
Mimosa Mirthmakers	96	58	.623	-	X	W 1	5- 5	53-24	43-34	33-25	5- 7	25- 7	20-16	30-24	21-11
Grand Rapids Wolverines	92	62	.597	4.0	-	W 2	6- 4	50-27	42-35	31-26	11- 8	20-12	19-17	29-25	24- 8
Waukesha Freeman	85	69	.552	11.0	-	L 1	5- 5	50-27	35-42	22-23	10-10	18-14	19-17	30-24	18-14
Pittsburgh Rebels	79	75	.513	17.0	-	L 2	4- 6	40-37	39-38	27-28	6-10	21-11	20-16	19-35	19-13
Richard Seitz Division															
Buffalo Mules	86	68	.558	-	X	W 1	5- 5	45-32	41-36	34-30	10-10	25-11	17-15	11-21	33-21
Turin Mountaineers	79	75	.513	7.0	-	L 1	5- 5	42-35	37-40	23-36	12-12	22-14	15-17	14-18	28-26
London Tecumsehs	66	88	.429	20.0	-	L 1	4- 6	33-44	33-44	31-30	13- 7	16-20	12-20	13-19	25-29
Hereford Highlanders	53	101	.344	33.0	-	W 1	6- 4	26-51	27-50	16-32	5-14	16-20	7-25	8-24	22-32


Mimosa and Buffalo repeated as Division Champions and used that experience to advance to the World Series. The Mules defeated South Starrucca in 5 games while the Mirthmakers swept Bergen in 4 straight.

19

19

19

19





1910 – Bradenton Buckeyes

1911 – South Starrucca Ainspans

1912 – Riverrun Twins

1913 –

1914 –

1915-

1916 –

1917 –

1918 –

1919 –

	W	L	PCT	GB	Mg #	STRK	Last 10	Home	Away	1 Run	X-Inn	TCBA DON	TCBA STU	TCBA BILL	TCBA RICH
TCBA Origins 1909 MLB															
Don Mahley Division															
South Starrucca Ainspans	92	61	.601	-	X	L 1	6- 4	45-31	47-30	22-14	8- 4	32-22	18-14	24-12	18-13
Hyde Park Vitamen	87	67	.565	5.5	-	W 1	6- 4	39-38	48-29	17-22	5-11	32-22	22-10	18-18	15-17
Cleveland Spiders	83	71	.539	9.5	-	W 1	6- 4	43-34	40-37	24-23	7- 9	33-21	16-16	19-17	15-17
Long Island Islanders	31	123	.201	61.5	-	L 1	2- 8	14-63	17-60	12-25	3-11	11-43	10-22	5-31	5-27
Stu McCorkindale Division															
Bradenton Buckeyes	97	57	.630	-	X	W 2	5- 5	48-29	49-28	37-17	9- 4	20-12	32-22	19-13	26-10
Cleveland Naps	84	70	.545	13.0	-	L 2	4- 6	44-33	40-37	25-25	10-11	19-13	29-25	15-17	21-15
Bergen Barflies	65	89	.422	32.0	-	W 1	5- 5	28-49	37-40	17-31	8-11	13-19	22-32	12-20	18-18
Mexicali Mallards	63	91	.409	34.0	-	L 1	6- 4	31-46	32-45	26-28	7-15	10-22	25-29	13-19	15-21
Bill Kirwin Division															
Pittsburgh Rebels	93	61	.604	-	X	L 1	4- 6	48-29	45-32	29-26	11-10	22-14	18-14	29-25	24- 8
Mimosa Mirthmakers	81	73	.526	12.0	-	L 3	4- 6	42-35	39-38	23-23	9- 3	16-20	20-12	25-29	20-12
Waukesha Freeman	75	79	.487	18.0	-	W 3	9- 1	36-41	39-38	23-28	9- 7	21-15	15-17	30-24	9-23
Grand Rapids Wolverines	72	82	.468	21.0	-	W 1	3- 7	35-42	37-40	25-27	4- 5	19-17	16-16	24-30	13-19
Richard Seitz Division															
London Tecumsehs	99	55	.643	-	X	W 2	6- 4	50-27	49-28	26-15	12- 4	22-10	21-15	21-11	35-19
Turin Mountaineers	84	69	.549	14.5	-	L 2	7- 3	47-30	37-39	16-19	8- 4	21-10	18-18	17-15	28-26
Buffalo Mules	75	79	.487	24.0	-	L 2	4- 6	34-43	41-36	18-15	7- 5	16-16	12-24	16-16	31-23
Hereford Highlanders	50	104	.325	49.0	-	W 2	3- 7	23-54	27-50	22-24	6- 9	15-17	13-23	8-24	14-40

South Starrucca was the only repeating Division champion and was seeded 4th, meeting London in the first round

Bradenton hosted Pittsburgh in the other semi-final match up.

Both semi-finals went seven games, sending the ‘Spans and Bucks to the World Series.

	W	L	PCT	GB	Mg #	STRK	Last 10	Home	Away	1 Run	X-Inn
TCBA Origins 1910 MLB											
Don Mahley Division											
South Starrucca Ainspans	91	64	.587	-	X	W 1	7- 3	47-30	44-34	17-28	4- 4
Hyde Park Vitamen	90	65	.581	1.0	-	L 1	7- 3	44-34	46-31	21-16	6- 8
Cleveland Spiders	79	75	.513	11.5	-	W 1	3- 7	42-35	37-40	22-25	8-12
Long Island Islanders	44	110	.286	46.5	-	L 5	3- 7	24-53	20-57	17-28	5-12
Stu McCorkindale Division											
Bradenton Buckeyes	89	65	.578	-	X	W 2	7- 3	46-31	43-34	25-22	8- 6
Mexicali Mallards	85	69	.552	4.0	-	L 1	5- 5	43-34	42-35	26-15	9- 4
Cleveland Naps	75	79	.487	14.0	-	W 1	5- 5	41-36	34-43	23-18	7- 7
Bergen Barflies	40	114	.260	49.0	-	L 2	3- 7	18-59	22-55	9-23	2-10
Bill Kirwin Division											
Grand Rapids Wolverines	91	63	.591	-	X	W 1	5- 5	50-27	41-36	26-18	8- 5
Pittsburgh Rebels	89	65	.578	2.0	-	L 1	6- 4	45-32	44-33	22-16	8- 4
Waukesha Freeman	89	65	.578	2.0	-	L 1	8- 2	46-31	43-34	24-21	13- 5
Mimosa Mirthmakers	48	106	.312	43.0	-	W 1	1- 9	22-55	26-51	9-23	1- 6
Richard Seitz Division											
Turin Mountaineers	102	52	.662	-	X	L 1	5- 5	57-20	45-32	27-22	14- 8
Buffalo Mules	91	63	.591	11.0	-	W 1	5- 5	47-30	44-33	28-19	10- 9
London Tecumsehs	70	84	.455	32.0	-	L 1	6- 4	38-39	32-45	25-28	7- 8
Hereford Highlanders	60	94	.390	42.0	-	W 1	4- 6	31-46	29-48	30-29	7- 9

South Starrucca won their 3rd straight division title, needing a 155th game to edge Hyde Park and was the #3 seed. Defending champion Bradenton was the #4 seed. Grand Rapids won their first Kirwin Division title for the #2 seed. Turin turned in the 4th best ever Origins Won-Loss record for the top seed. In the end, it was a rematch of SO-BR in the World Series after a pair of 7-game semi-finals.

	W	L	PCT	GB	Mg #	STRK	Last 10	Home	Away	1 Run
TCBA Origins 1911 MLB										
Don Mahley Division										
South Starrucca Ainspans	107	47	.695	-	X	L 1	5- 5	57-20	50-27	28-14
Hyde Park Vitamen	101	53	.656	6.0	-	W 1	7- 3	50-27	51-26	16-21
Long Island Islanders	56	98	.364	51.0	-	W 1	4- 6	30-47	26-51	16-20
Cleveland Spiders	54	100	.351	53.0	-	L 1	4- 6	22-55	32-45	18-23
Stu McCorkindale Division										
Riverrun Twins	98	56	.636	-	X	W 7	8- 2	58-19	40-37	25-18
Bradenton Buckeyes	81	73	.526	17.0	-	W 2	4- 6	41-36	40-37	33-21
Bergen Barflies	52	102	.338	46.0	-	L 5	2- 8	33-44	19-58	16-24
Cleveland Naps	48	106	.312	50.0	-	L 2	6- 4	23-54	25-52	13-21
Bill Kirwin Division										
Mimosa Mirthmakers	106	48	.688	-	X	W 2	8- 2	56-21	50-27	25-17
Pittsburgh Rebels	80	74	.519	26.0	-	W 2	7- 3	47-30	33-44	26-24
Grand Rapids Wolverines	74	80	.481	32.0	-	L 2	2- 8	41-36	33-44	21-25
Waukesha Freeman	58	96	.377	48.0	-	L 2	3- 7	29-48	29-48	18-29
Richard Seitz Division										
Turin Mountaineers	86	69	.555	-	X	W 4	8- 2	50-27	36-42	27-23
Buffalo Mules	85	70	.548	1.0	-	L 3	3- 7	41-37	44-33	17-24
London Tecumsehs	75	79	.487	10.5	-	W 2	8- 2	48-29	27-50	19-25
Hereford Highlanders	72	82	.468	13.5	-	L 3	1- 9	35-42	37-40	27-16

South Starrucca won their 4th straight division title. Newly founded Riverrun won the McCorkindale title in their first season. Mimosa won 106 times to clinch the Kirwin Division, but Turin needed a 155th game to edge Buffalo for the Seitz championship.

Turin rode the momentum of their playoff win to defeat defending champion South Starrucca and head to



TCBA GOLD
1921-1943

The Roaring

TWENTIES





1921 – Long Island Islanders
1922 – Bergen Barflies
1923 – Siouxland Explorers
1924 – Bergen Barflies
1925 – Mimosa Mirthmakers
1926 – Fortney Gators
1927 – Bergen Barflies
1928 – Bergen Barflies
1929 – Long Island Islanders

MARSHALL ISLANDS

1930 ▶ DECADE OF THE GREAT DEPRESSION • 1939

T H E 2 0 T H C E N T U R Y

60



ECONOMIC DEPRESSION ENGULFS THE WORLD

1930s



1930 – Kilkenny Gaelics

1931 – Long Island Islanders

1932 – South Starrucca Ainspans

1933 – Portsmouth Pubdwellers

1934 – Hyde Park VitaMen

1935 – Mimosa Mirthmakers

1936 – Fortney Gators

1937 - South Starrucca Ainspans

1938 – Kilkenny Gaelics

1939 – South Starrucca Ainspans

10408



1940 – Chesapeake Regnads
1941 – Bergen Barflies
1942 – Sacramento Solons
1943 – South Starrucca Ainspans



1944-1974


T C B A

YESTERDAY

"The best thing about baseball today is its yesterdays." Lawrence Ritter


1940s



A photograph of a baseball stadium. In the foreground, the baseball field is visible with its green grass and brown dirt base paths. In the background, a large, ornate scoreboard is mounted on a structure, and several tall stadium light towers are visible against a cloudy sky. The text is overlaid on the center of the image.

1944 – Long Island Islanders
1945 – Mexicali Mallards
1946 – Sacramento Solons
1947 – Mimosa Mirthmakers
1948 – Bradenton Buckeyes
1949 – Bradenton Buckeyes

THE FABULOUS FIFTIES





1950 – South Starrucca Ainspans

1951 – Mimosa Mirthmakers

1952 – Fortney Gators

1953 – Fortney Gators

1954 – South Starrucca Ainspans

1955 – Norfolk Pilots

1956 – Hyde Park VitaMen

1957 – Hyde Park VitaMen

1958 – Hyde Park VitaMen

1959 – Bradenton Buckeyes



An aerial photograph of a baseball stadium, likely the Cleveland Stadium, showing the field, bases, and a large crowd of spectators in the stands. The image is slightly grainy and has a vintage feel.

1960 – Bradenton Buckeyes
1961 – Wilderness Wraiths
1962 – South Starrucca Ainspans
1963 – South Starrucca Ainspans
1964 – Mimosa Mirthmakers
1965 – Bergen Barflies
1966 – South Starrucca Ainspans
1967 – South Starrucca Ainspans
1968 – Long Island Islanders
1969 – Cleveland Spiders

70s

An aerial photograph of a baseball stadium, showing the green field, brown base paths, and the surrounding seating areas. The stadium is filled with spectators. In the background, there are trees and a clear sky. Overlaid on the center of the field is a list of baseball teams and their years.

1970 – Fortney Gators
1971 – Newmarket Eh's
1972 – Hyde Park VitaMen
1973 – Long Island Islanders
1974 – Norfolk Pilots

TCBA



1975 - 2021





1975 – Harbor Beach Combers

1976 – Hyde Park Vitamen

1977 – Shiloh Spurs

1978 – Greylock Gators

1979 – Rockford Patriots

TIME

8

0

S


A photograph of a baseball field, likely Citi Field in Queens, New York. The field is visible in the foreground, with the infield and outfield. In the background, the New York City skyline is visible, including several tall buildings. The sky is blue with some clouds. The text is overlaid on the lower left portion of the image.

1980 – Norfolk Pilots **1985 – Long Island Islanders**
1981 – Winnebago Indians **1986 – Meadowlands Spartans**
1982 – Winnebago Indians **1987 – Long Island Islanders**
1983 – Long Island Islanders **1988 – Scranton Spanish Flies**
1984 – Mimosa Mirthmakers **1989 – Beacon Braves**

1990s



1990 – Scranton Spanish Flies	1995 – Horseshoe Bay Polos
1991 – Scranton Spanish Flies	1996 – Bethesda Bambinos
1992 – Bethesda Bambinos	1997 – Rapidan Rapids
1993 – Scranton Spanish Flies	1998 – Newark Eagles
1994 – Scranton Spanish Flies	1999 – Newark Eagles



2000's



2000 – Long Island Islanders
2001 – Farmington Rats
2002 – Scranton Spanish Flies
2003 – Horseshoe Bay Polos
2004 – Newark Eagles

2005 – Pennsylvania Keystones
2006 – Farmington Rats
2007 – Long Island Islanders
2008 – Horseshoe Bay Polos
2009 – Silver Spring Senators



the 2010s

DECADE IN REVIEW



2010 – Scranton Spanish Flies **2015- Scranton Spanish Flies**
2011 – Fargo Fungoes **2016 – Rochester Cheetahs**
2012 – Bethesda Bambinos **2017 – Beacon Braves**
2013 – Bethesda Bambinos **2018 – Bethesda Bambinos**
2014 – Newark Eagles **2019 – Long Island Islanders**

THE

2020

S

2020-Newark Eagles
2021-Eastport Athletics
2022-Scranton Spanish Flies




MEET THE MANAGERS

MAHLEY DIVISION

a tribute to

DON MAHLEY


June 16, 1942 - March 1, 2014






Bob Braun
Hyde Park
Vitamen

Marty
Fiehl
South
Starrucca
Ainspans



Jim McEnaney, Long Island Islanders





Craig Shifflett, Cleveland Spiders



LJ Honeycutt, Western Marvels



**McCORKINDALE
DIVISION**

Bradenton Buckeyes
Bob Wood



Cleveland Naps
Gerry Hobbs





Mexicali Mallards
Al Keefer



Bergen Barflies
Tom Meade

THE
Legend
HAS RETIRED



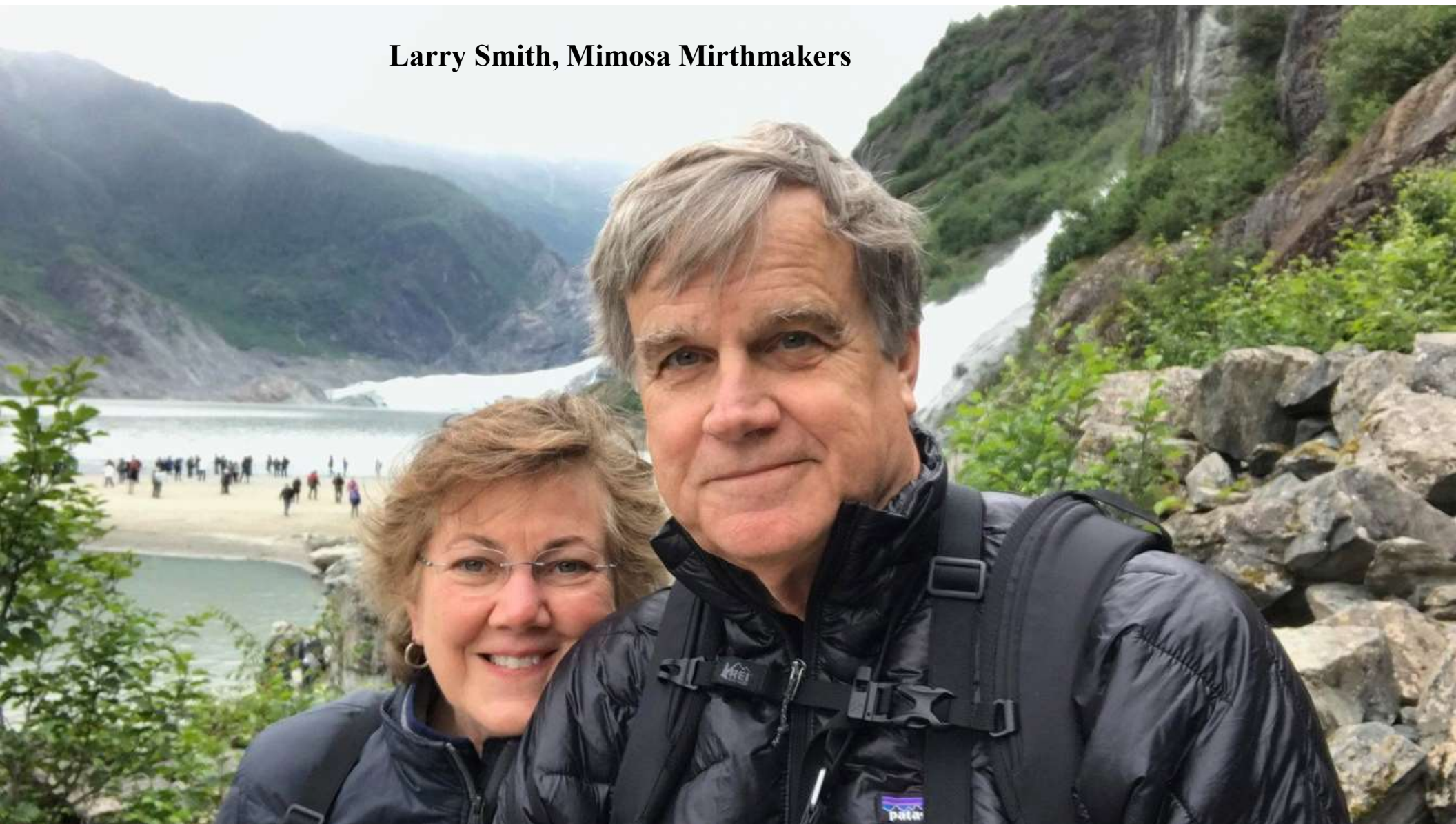
David Norlander joins the TCBA after purchasing the Mexicali Mallards, relocating the club to Riverrun, where they will be called the Twins, led by player manager Neil Peart.



KIRWIN DIVISION



Larry Smith, Mimosa Mirthmakers



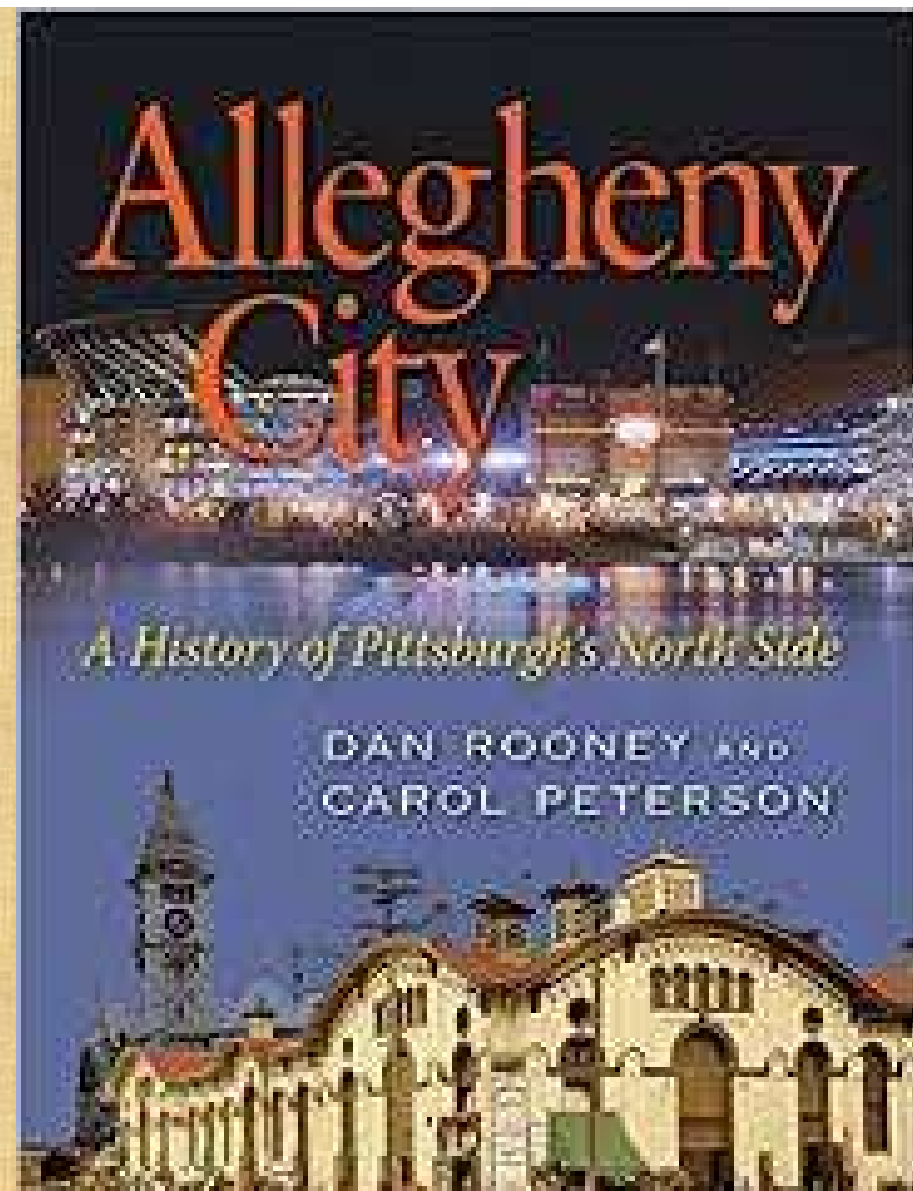


Ken Sajdak
Waukesha Freeman

Jeff Sajdak
Siouxland Explorers



Joe Elinich
Pittsburgh
Alleghenies





SEITZ DIVISION




Steve Lyon
Hereford Highlanders



Ed Hebscher
London Tecumsehs



**Turin Mountaineers
J.R. Richardson**



**Aaron Anderson
Buffalo Mules**



The End